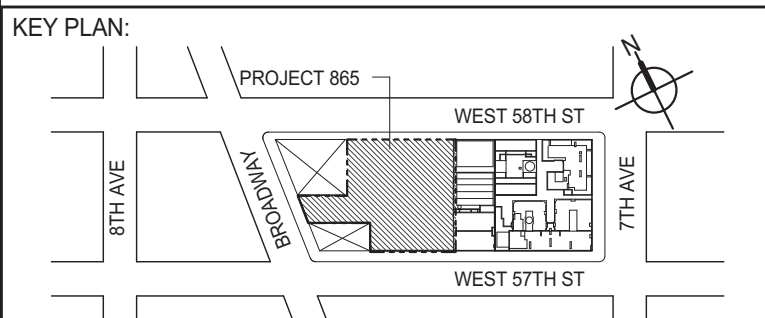


1 SUBCELLAR 2 FRAMING PLAN

SCALE: 1/8\"/>

STEEL NOTES:

- TOP OF STRUCTURAL SLAB SHALL BE -47-8 1/2\"/>



DEVELOPER: **EXTELL DEVELOPMENT COMPANY**
805 THIRD AVENUE, 7TH FLOOR
NEW YORK, NY 10022 USA
TEL: 212 712 6000 FAX: 212 712 6100

DESIGN ARCHITECT: Base Building Shell & Core
ADRIAN SMITH + GORDON GILL ARCHITECTURE
111 WEST MONROE STREET SUITE 2300
CHICAGO, IL 60603
TEL: 312 920 1888 FAX: 312 920 1775

INTERIOR DESIGNER: Residential
Rottet Architecture and Design Studio, PLLC
288 Fifth Ave., 7th Floor
New York, NY 10001
TEL: 646 989 7000 FAX:

ARCHITECT OF RECORD: Base Building Shell, Core, & Residential
AJAH ARCHITECTS, P.C.
401 Wellington St. W., 3rd Floor
Toronto, ON M5V 1E7 Canada
TEL: 416 967 1500 FAX: 416 967 7150

STRUCTURAL ENGINEERS: **WSP**
228 East 45th Street
New York, NY 10017 USA
TEL: 212 687 8885 FAX: 646 487 5501

MEP ENGINEERS: **AKF GROUP**
1501 Broadway
New York, NY 10036 USA
TEL: 212 354 5656 FAX: 212 354 5668

GEOTECHNICAL ENGINEERS: **Langan Engineering & Environmental Services**
21 Penn Plaza, 360 West 51st Street, 8th Floor
New York, NY 10001-2727
TEL: 212 479 5400 FAX: 212 479 5444

CODE CONSULTANTS: **Construction Consulting Associates**
100 Church Street
New York, NY 10007
TEL: 212 385 1818 FAX: 212 385 1911

CURTAINWALL CONSULTANT: **AJLP Consulting**
40 Worth Street, Suite 826
New York, NY 10013
TEL: 212 757 6659 FAX: 646 219 8508

LANDMARK/PRESERVATION CONSULTANT: **Jan Hird Pokorny Associates, Inc.**
39 West 57th Street, 12A
New York, NY 10019
TEL: 212 759 6462 FAX: 212 759 6540

No.	DESCRIPTION	DATE
1	SCHEMATIC DESIGN	03-31-2014
2	ISSUED FOR SCHEMATIC DESIGN	04-04-2014
3	STEEL BID PACKAGE	05-22-2014
4	SUPERSTRUCTURE CONCRETE BID	06-02-2014
5	DESIGN DEVELOPMENT	07-01-2014
6	ISSUED FOR DESIGN DEVELOPMENT	07-31-2014
7	SE ZONE STEEL BID	08-20-2014
8	STRUCTURAL STEEL BID	09-15-2014
9	STRUCTURAL STEEL BID-ADDENDUM	10-01-2014
10	CD PROGRESS ISSUE 1	10-15-2014
11	ISSUED FOR CONSTRUCTION UP TO GROUND FLOOR ONLY	10-17-2014
12	ISSUED FOR CONSTRUCTION UP TO 5TH FLOOR ONLY	11-07-2014
13	ISSUED FOR CONSTRUCTION UP TO 7TH FLOOR ONLY	11-14-2014
14	DOB SUBMISSION	12-19-2014

DOB SUBMISSION

Discrepancies must be reported immediately to the Architect before proceeding. Only figured dimensions are to be used. Contractors must check all dimensions on site. This drawing is protected by copyright.

ALL DIMENSIONS ARE SHOWN IN IMPERIAL.

CONSULTANT: **WSP**
228 East 45th Street
New York, NY 10017
(212) 687-8885
www.wsgroup.com/usa

PROJECT: **217 WEST 57TH STREET**
NEW YORK, NY

DRAWING TITLE: **SUBCELLAR 2 - FRAMING PLAN**

SEAL & SIGNATURE: PROJECT No: 2012185 DATE: 03-31-2014

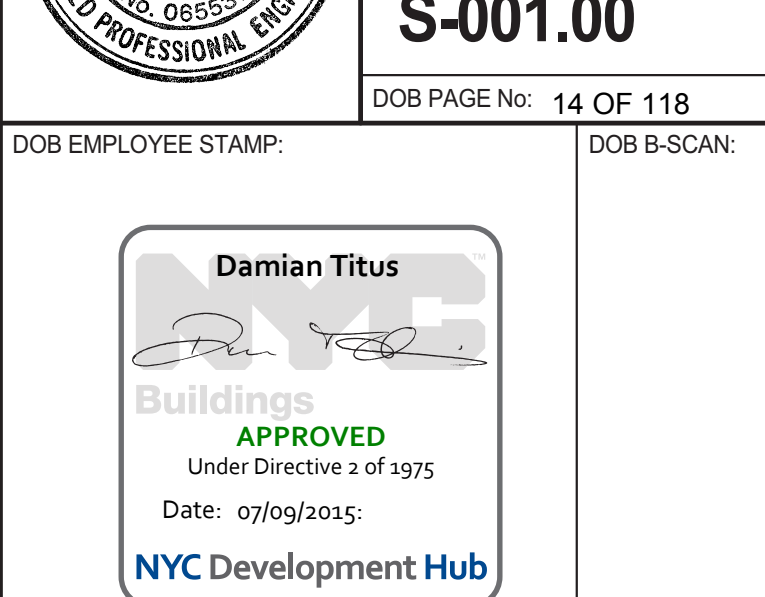
DRAWN: CADDO REV: 14

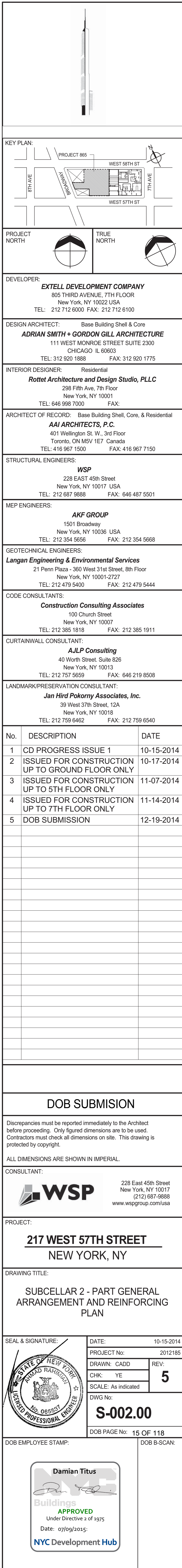
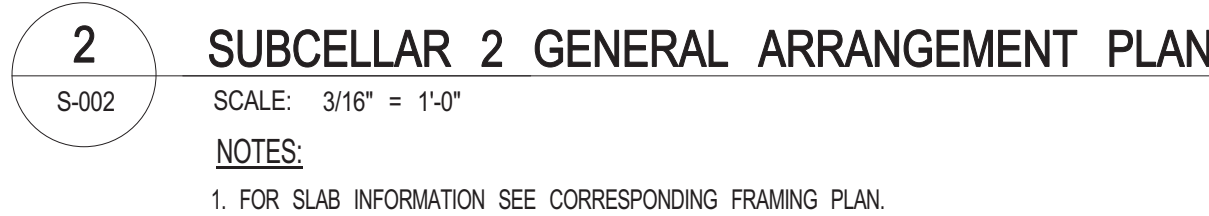
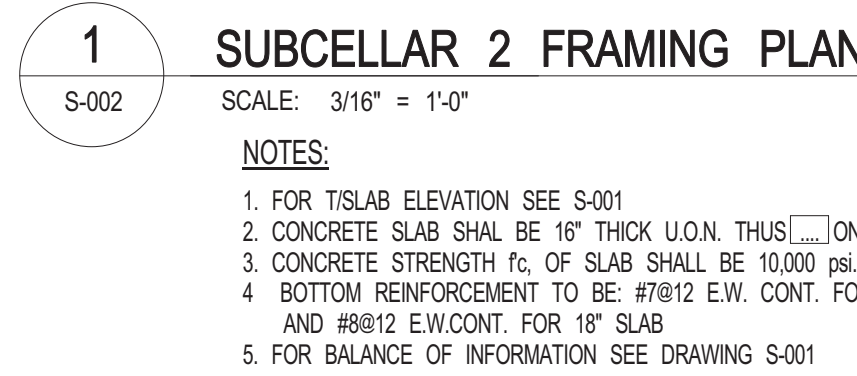
CHK: YE SCALE: 1/8\"/>

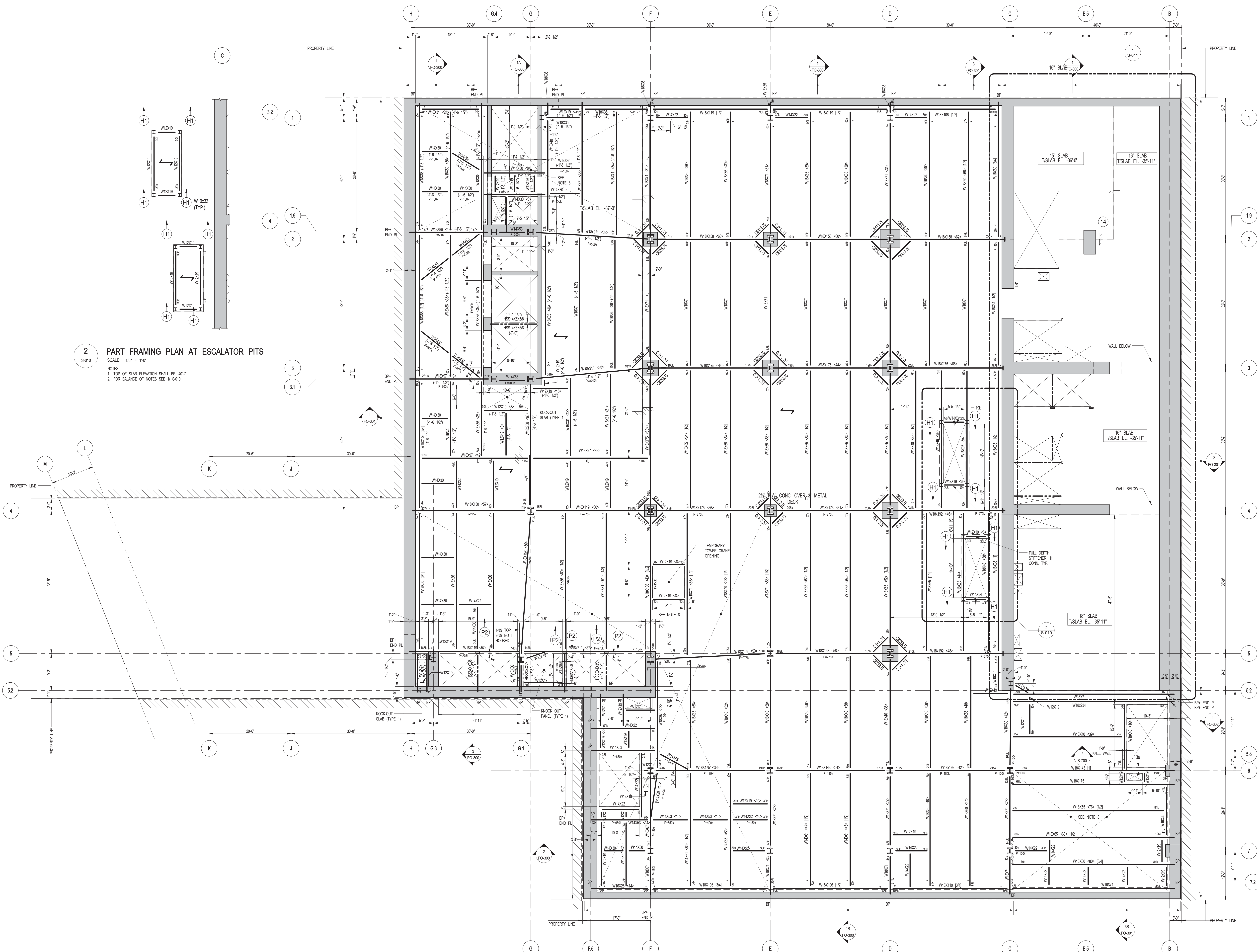
DWG No: **S-001.00**

DOB PAGE No: 14 OF 118

DOB EMPLOYEE STAMP: DCB 5-SCAN:





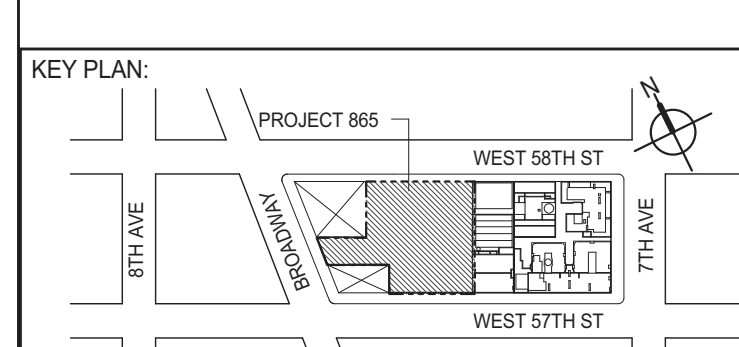


2 PART FRAMING PLAN AT ESCALATOR PITS

SCALE: 1/8" = 1'-0"
NOTES:
1. TOP OF SLAB ELEVATION SHALL BE -40'-2".
2. FOR BALANCE OF NOTES SEE 1 S-010.

1 SUB CELLAR 1 FRAMING PLAN

SCALE: 1/8" = 1'-0"
NOTES:
1. TOP OF STRUCTURAL SLAB SHALL BE -35'-11" U.O.N.
2. SLAB CONSTRUCTION SHALL BE 3" NORMAL WEIGHT CONCRETE ON TOP OF 2" DEEP 18GA (F=50 KSI) COMPOSITE GALVANIZED METAL DECK (TOTAL SLAB DEPTH 5 1/2"); REINFORCED WITH #4@9 TOP E.W. + #4@12 BOTTOM (FLUTE) CONCRETE 18-2000psi AT 28 DAYS U.O.N.
3. TOP OF STEEL TO BE 50' BELOW TOP OF SLAB ELEVATION SPECIFIED IN NOTE 1 U.O.N. THIS (S-) INDICATING DISTANCE ABOVE OR BELOW TOP OF SLAB ELEVATION.
4. STUDS SHALL BE 10" x 8" x 8" LONG ALL STEEL BEAMS SHALL HAVE MIN. 1 STUDT U.O.N. THIS (S-) ON PLAN.
5. PROVIDE FULL DEPTH STIFF @ EACH ESCALATOR SUPPORT NOTED THIS (S-) ON PLAN, COORDINATE LOCATION WITH ESCALATOR MANUFACTURER.
6. ALL BEAM CONNECTIONS SHALL DEVELOP AXIAL FORCE OF P=200K U.O.N. ON PLAN AT EACH END, IN ADDITION TO ALL OTHER LOADS.
7. INDICATES ADDITIONAL <10> STUDS OVER 10'-2" AT END OF BEAM.
8. FOR BEAM REACTIONS NOT SHOWN USE A MINIMUM OF 30 KIPS FOR BEAMS LESS THAN 15 FEET LONG.
9. WHERE NOTED SLAB REIN. SHALL BE #5@6 TOP E.W. + #4@12 BOTTOM (FLUTE).
10. FOR BALANCE OF NOTES SEE DRAWING S-010.



PROJECT NORTH TRUE NORTH

DEVELOPER: **EXTELL DEVELOPMENT COMPANY**
805 THIRD AVENUE, 7TH FLOOR
NEW YORK, NY 10022 USA
TEL: 212 712 6000 FAX: 212 712 6100

DESIGN ARCHITECT: **Base Building Shell & Core**
ADRIAN SMITH + GORDON GILL ARCHITECTURE
111 WEST MONROE STREET SUITE 2300
CHICAGO IL 60603
TEL: 312 920 1888 FAX: 312 920 1775

INTERIOR DESIGNER: **Residential**
Rotet Architecture and Design Studio, PLLC
288 Fifth Ave, 7th Floor
New York, NY 10017
TEL: 646 988 7000 FAX:

ARCHITECT OF RECORD: **Base Building Shell, Core, & Residential**
AJAJ ARCHITECTS, P.C.
401 Wellington St. W., 3rd Floor
Toronto, ON M5V 1E7 Canada
TEL: 416 967 1500 FAX: 416 967 7150

STRUCTURAL ENGINEERS: **WSP**
228 EAST 45th Street
New York, NY 10017 USA
TEL: 212 687 8885 FAX: 646 487 5501

MEP ENGINEERS: **AKF GROUP**
1501 Broadway
New York, NY 10036 USA
TEL: 212 354 5656 FAX: 212 354 5668

GEOTECHNICAL ENGINEERS: **Langan Engineering & Environmental Services**
21 Penn Plaza, 360 West 57th Street, 8th Floor
New York, NY 10019-2722
TEL: 212 479 5400 FAX: 212 479 5444

CODE CONSULTANTS: **Construction Consulting Associates**
100 Church Street
New York, NY 10007
TEL: 212 385 6181 FAX: 212 385 1911

CURTAINWALL CONSULTANT: **AJLP Consulting**
40 Worth Street, Suite 826
New York, NY 10013
TEL: 212 757 6659 FAX: 646 219 8508

LANDMARK/PRESERVATION CONSULTANT: **Jan Hird Pokorny Associates, Inc.**
39 West 57th Street, 12A
New York, NY 10019
TEL: 212 759 6462 FAX: 212 759 6540

No.	DESCRIPTION	DATE
1	SCHEMATIC DESIGN	03-31-2014
2	ISSUED FOR SCHEMATIC DESIGN	04-04-2014
3	STEEL BID PACKAGE	05-22-2014
4	SUPERSTRUCTURE CONCRETE BID	06-02-2014
5	DESIGN DEVELOPMENT	07-01-2014
6	ISSUED FOR DESIGN DEVELOPMENT	07-31-2014
7	SE ZONE STEEL BID	08-20-2014
8	STRUCTURAL STEEL BID	09-15-2014
9	STRUCTURAL STEEL BID-ADDENDUM	10-01-2014
10	CD PROGRESS ISSUE 1	10-15-2014
11	ISSUED FOR CONSTRUCTION UP TO GROUND FLOOR ONLY	10-17-2014
12	ISSUED FOR CONSTRUCTION UP TO 5TH FLOOR ONLY	11-07-2014
13	ISSUED FOR CONSTRUCTION UP TO 7TH FLOOR ONLY	11-14-2014
14	DOB SUBMISSION	12-19-2014

DOB SUBMISSION


Discrepancies must be reported immediately to the Architect before proceeding. Only figured dimensions are to be used. Contractors must check all dimensions on site. This drawing is protected by copyright.

ALL DIMENSIONS ARE SHOWN IN IMPERIAL.

CONSULTANT: **WSP** 228 East 45th Street
New York, NY 10017
(212) 687-8885
www.wsgroup.com/usa

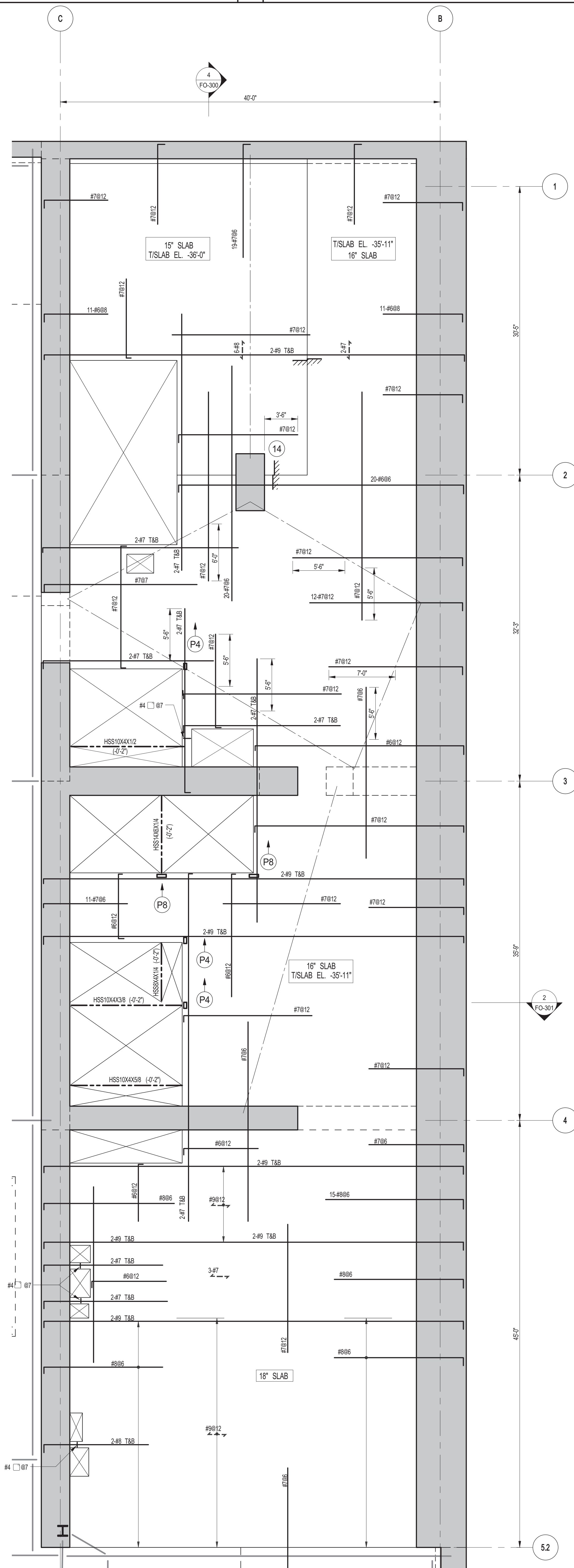
PROJECT: **217 WEST 57TH STREET**
NEW YORK, NY

DRAWING TITLE: **SUBCELLAR 1 - FRAMING PLAN**

SEAL & SIGNATURE:	DATE: 03-31-2012	
	PROJECT No: 2012185	
	DRAWN: CADD	REV:
	CHK: YE	14
	SCALE: 1/8" = 1'-0"	
DWG No: S-010.00		

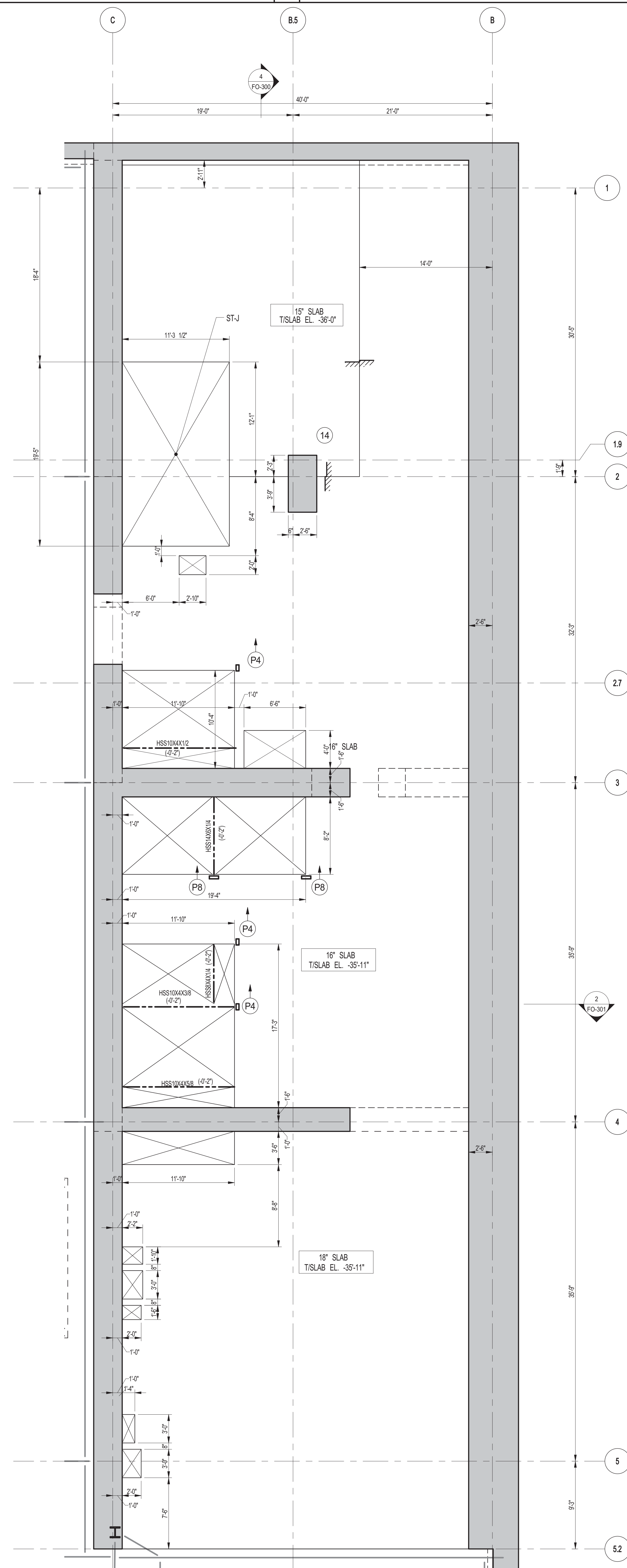
DOB EMPLOYEE STAMP: DOB PAGE No: 18 OF 118 DOB S-CAN:

Damian Titus
Buildings
APPROVED
Under Directive 2 of 1975
Date: 07/09/2015
NYC Development Hub



1 SUB CELLAR 1 FRAMING PLAN
SCALE: 3/16" = 1'-0"

- NOTES:**
1. FOR T&B ELEVATION SEE S-010
 2. CONCRETE SLAB SHALL BE 16" THICK U.O.N. THUS, ON PLAN
 3. CONCRETE STRENGTH f_c OF SLAB SHALL BE 10,000 psi
 4. BOTTOM REINFORCEMENT TO BE #7012 E.W. CONT. FOR 16" & 15" SLAB AND #806 E.W. CONT. FOR 18" SLAB
 5. FOR BALANCE OF INFORMATION SEE DRAWING S-001



2 SUB CELLAR 1 GENERAL ARRANGEMENT PLAN
SCALE: 3/16" = 1'-0"

- NOTES:**
1. FOR SLAB INFORMATION SEE CORRESPONDING FRAMING PLAN

DEPT OF BLDGS 21538205 Job Number: E587630118

KEY PLAN

PROJECT NORTH TRUE NORTH

DEVELOPER: EXTRELL DEVELOPMENT COMPANY
805 THIRD AVENUE, 7TH FLOOR
NEW YORK, NY 10022 USA
TEL: 212 712 6000 FAX: 212 712 6100

DESIGN ARCHITECT: Base Building Shell & Core
ADRIAN SMITH + GORDON GILL ARCHITECTURE
111 WEST MONROE STREET SUITE 2300
CHICAGO, IL 60603
TEL: 312 920 1888 FAX: 312 920 1775

INTERIOR DESIGNER: Residential
Rottet Architecture and Design Studio, PLLC
208 Fifth Ave, 7th Floor
New York, NY 10011
TEL: 646 989 7000 FAX:

ARCHITECT OF RECORD: Base Building Shell, Core, & Residential
AJL ARCHITECTS, P.C.
401 Wellington St. W., 3rd Floor
Toronto, ON M5V 1E7 Canada
TEL: 416 967 1500 FAX: 416 967 7150

STRUCTURAL ENGINEERS: WSP
228 EAST 45th Street
New York, NY 10017 USA
TEL: 212 687 8885 FAX: 646 487 5501

MEP ENGINEERS: AKF GROUP
1501 Broadway
New York, NY 10036 USA
TEL: 212 354 5656 FAX: 212 354 5668

GEOTECHNICAL ENGINEERS: Langan Engineering & Environmental Services
21 Penn Plaza - 360 West 31st Street, 8th Floor
New York, NY 10001-2727
TEL: 212 479 5400 FAX: 212 479 5444

CODE CONSULTANTS: Construction Consulting Associates
100 Church Street
New York, NY 10007
TEL: 212 385 1512 FAX: 212 385 1911

CURTAINWALL CONSULTANT: A.J.L.P Consulting
40 Worth Street, Suite 826
New York, NY 10013
TEL: 212 757 6659 FAX: 646 219 8508

LANDMARK/PRESERVATION CONSULTANT: Jan Hird Pokorny Associates, Inc.
39 West 37th Street, 12A
New York, NY 10018
TEL: 212 759 6452 FAX: 212 759 6540

No.	DESCRIPTION	DATE
1	CD PROGRESS ISSUE 1	10-15-2014
2	ISSUED FOR CONSTRUCTION UP TO GROUND FLOOR ONLY	10-17-2014
3	ISSUED FOR CONSTRUCTION UP TO 5TH FLOOR ONLY	11-07-2014
4	ISSUED FOR CONSTRUCTION UP TO 7TH FLOOR ONLY	11-14-2014
5	DOB SUBMISSION	12-19-2014

DOB SUBMISSION

Discrepancies must be reported immediately to the Architect before proceeding. Only figured dimensions are to be used. Contractors must check all dimensions on site. This drawing is protected by copyright.

ALL DIMENSIONS ARE SHOWN IN IMPERIAL.

CONSULTANT: WSP
228 East 45th Street
New York, NY 10017
(212) 687-8885
www.wspgroup.com/usa

PROJECT: 217 WEST 57TH STREET
NEW YORK, NY

DRAWING TITLE: SUB CELLAR 1 - PART GENERAL ARRANGEMENT AND REINFORCING PLAN

SEAL & SIGNATURE	DATE:	10-15-2014
	PROJECT No:	2012185
	DRAWN: CAD	REV:
	CHK: YE	5
DWG No:	SCALE: As indicated	
<p>S-011.00</p>		
<p>DOB PAGE No: 17 OF 118</p>		
<p>DOB EMPLOYEE STAMP: DCB 5-SCAN:</p>		

Damian Titus

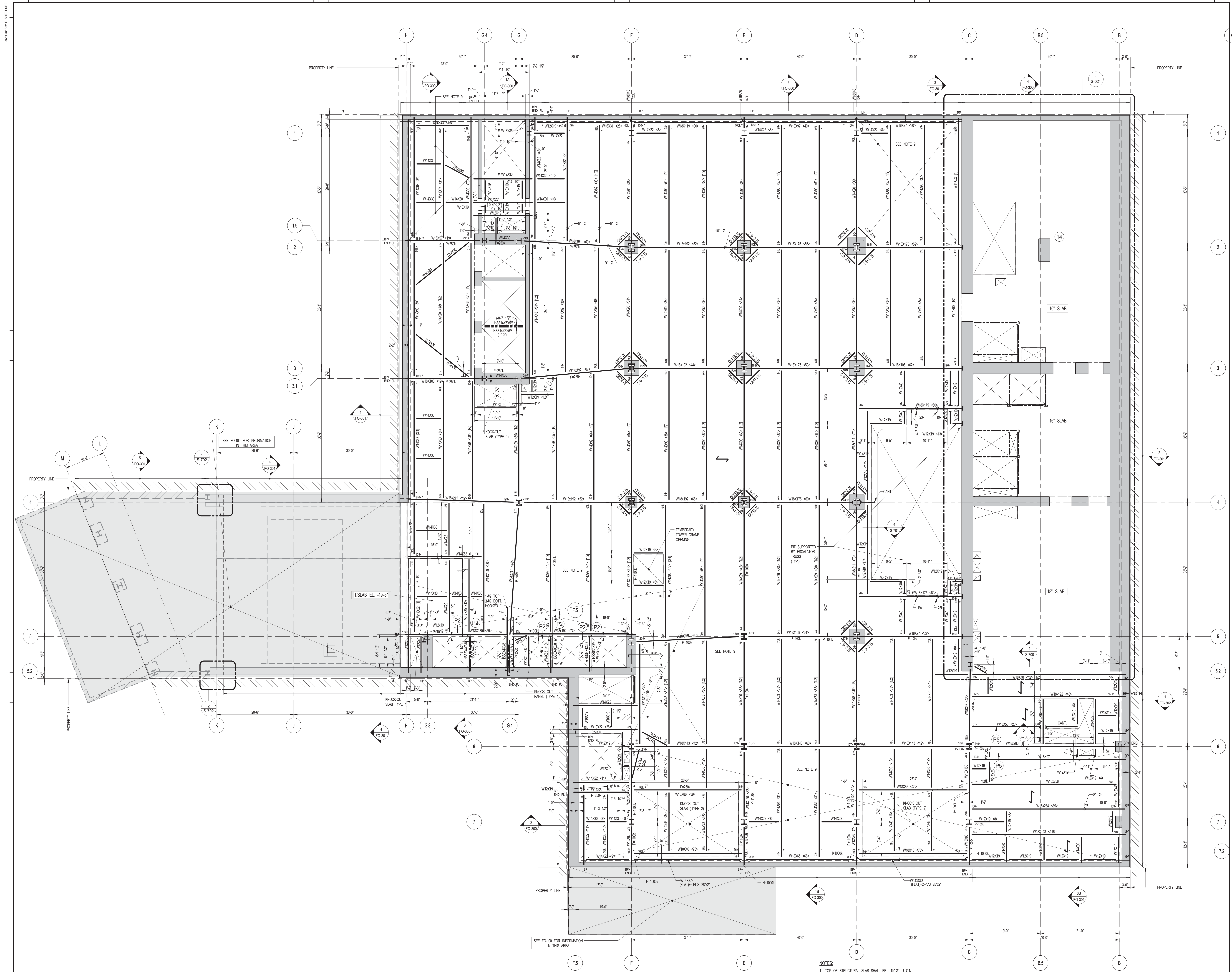
Buildings

APPROVED

Under Directive 2 of 1975

Date: 07/09/2015

NYC Development Hub



1 CELLAR FRAMING PLAN
SCALE: 1/8" = 1'-0"

- NOTES:
1. TOP OF STRUCTURAL SLAB SHALL BE -19'-2" U.O.N.
 2. SLAB CONSTRUCTION SHALL BE 3" THICK NORMAL WEIGHT CONCRETE ON TOP OF 2" DEEP 18GA (F=50 KSI) COMPOSITE GALVANIZED METAL DECK (TOTAL SLAB DEPTH 5 1/2"). REINFORCED WITH #4@9 TOP E.W. + #4@12 BOTTOM (FLUTE) CONCRETE (FO-300) AT 28 DAYS U.O.N.
 3. TOP OF STEEL TO BE 2 1/2" BELOW TOP OF SLAB ELEVATION SPECIFIED IN NOTE 1 U.O.N. THIS (+/-) INDICATING DISTANCE ABOVE OR BELOW TOP OF SLAB ELEVATION.
 4. STUDS SHALL BE #10 x 9" LONG. ALL STEEL BEAMS SHALL HAVE MIN. 1 STUDT. U.O.N. THIS (+/-) ON PLAN.
 5. PROVIDE FULL DEPTH STIFF @ EACH ESCALATOR SUPPORT NOTED THIS (+/-) ON PLAN. COORDINATE LOCATION WITH ESCALATOR MANUFACTURER.
 6. ALL BEAM CONNECTIONS SHALL DEVELOP AXIAL FORCE OF P-200K U.O.N. ON PLAN AT EACH END. IN ADDITION TO ALL OTHER LOADS.
 7. * INDICATES ADDITIONAL (+/-) STUDS OVER 12" AT END OF BEAM.
 8. FOR BEAM REACTIONS NOT SHOWN USE A MINIMUM OF 30 KIPS FOR BEAMS LESS THAN 15 FEET LONG.
 9. WHERE NOTED SLAB REIN. SHALL BE #5@8 TOP E.W. + #4@12 BOTTOM (FLUTE)
 10. FOR BALANCE OF NOTES SEE DRAWING 5-01.

KEY PLAN

PROJECT NORTH

DEVELOPER:
EXTELL DEVELOPMENT COMPANY
805 THIRD AVENUE, 7TH FLOOR
NEW YORK, NY 10022 USA
TEL: 212 712 6000 FAX: 212 712 6100

DESIGN ARCHITECT: Base Building Shell & Core
ADRIAN SMITH + GORDON GILL ARCHITECTURE
111 WEST MONROE STREET SUITE 2300
CHICAGO IL 60603
TEL: 312 920 1888 FAX: 312 920 1775

INTERIOR DESIGNER: Residential
Rottet Architecture and Design Studio, PLLC
288 Fifth Ave, 7th Floor
New York, NY 10017
TEL: 646 989 7000 FAX:

ARCHITECT OF RECORD: Base Building Shell, Core, & Residential
AJL ARCHITECTS, P.C.
401 Wellington St W., 3rd Floor
Toronto, ON M5V 1E7 Canada
TEL: 416 967 1500 FAX: 416 967 7150

STRUCTURAL ENGINEERS:
WSP
228 East 45th Street
New York, NY 10017 USA
TEL: 212 687 8885 FAX: 646 487 5501

MEP ENGINEERS:
AKF GROUP
1501 Broadway
New York, NY 10036 USA
TEL: 212 354 5656 FAX: 212 354 5668

GEOTECHNICAL ENGINEERS:
Langan Engineering & Environmental Services
21 Penn Plaza 360 West 51st Street, 8th Floor
New York, NY 10019-2272
TEL: 212 479 5400 FAX: 212 479 5444

CODE CONSULTANTS:
Construction Consulting Associates
100 Church Street
New York, NY 10007
TEL: 212 385 6181 FAX: 212 385 1911

CURTAINWALL CONSULTANT:
AJLP Consulting
40 Worth Street, Suite 826
New York, NY 10013
TEL: 212 757 6650 FAX: 646 219 8508

LANDMARK/PRESERVATION CONSULTANT:
Jan Hird Pokorny Associates, Inc.
39 West 37th Street, 12A
New York, NY 10018
TEL: 212 759 6452 FAX: 212 759 6540

No.	DESCRIPTION	DATE
1	SCHEMATIC DESIGN	03-31-2014
2	ISSUED FOR SCHEMATIC DESIGN	04-04-2014
3	STEEL BID PACKAGE	05-22-2014
4	SUPERSTRUCTURE CONCRETE BID	06-02-2014
5	DESIGN DEVELOPMENT	07-01-2014
6	ISSUED FOR DESIGN DEVELOPMENT	07-31-2014
7	SE ZONE STEEL BID	08-20-2014
8	STRUCTURAL STEEL BID	09-15-2014
9	STRUCTURAL STEEL BID-ADDENDUM	10-01-2014
10	CD PROGRESS ISSUE 1	10-15-2014
11	ISSUED FOR CONSTRUCTION UP TO GROUND FLOOR ONLY	10-17-2014
12	ISSUED FOR CONSTRUCTION UP TO 5TH FLOOR ONLY	11-07-2014
13	ISSUED FOR CONSTRUCTION UP TO 7TH FLOOR ONLY	11-14-2014
14	DOB SUBMISSION	12-19-2014

DOB SUBMISSION

Discrepancies must be reported immediately to the Architect before proceeding. Only figured dimensions are to be used. Contractors must check all dimensions on site. This drawing is protected by copyright.

ALL DIMENSIONS ARE SHOWN IN IMPERIAL.

CONSULTANT:
WSP
228 East 45th Street
New York, NY 10017
(212) 687-8885
www.wspgroup.com/usa

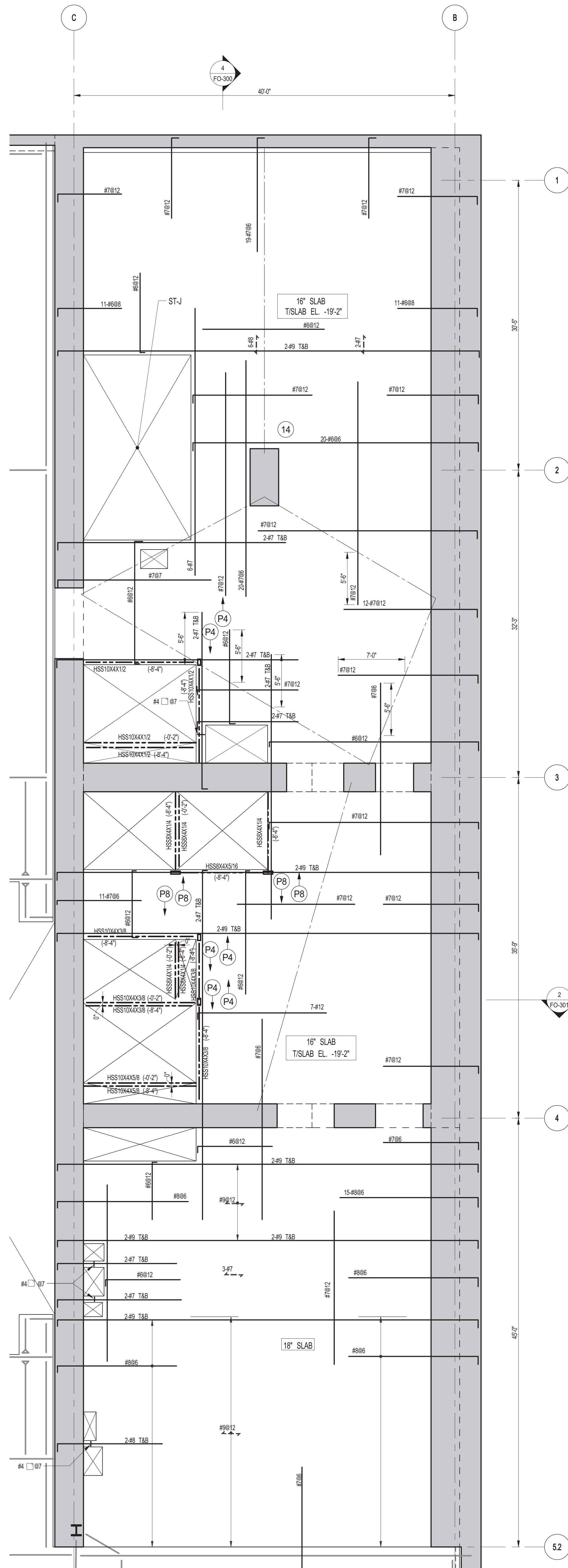
PROJECT:
**217 WEST 57TH STREET
NEW YORK, NY**

DRAWING TITLE:
CELLAR - FRAMING PLAN

SEAL & SIGNATURE

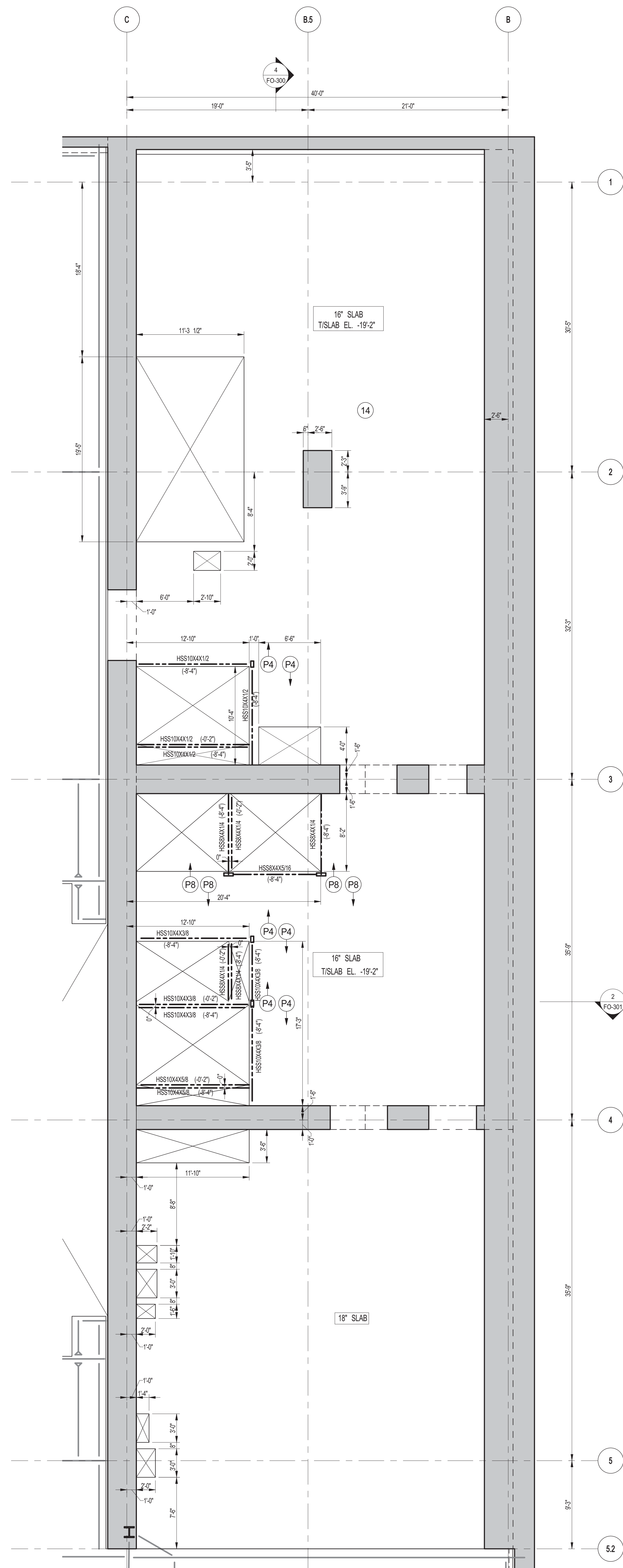
DATE: 03-31-2014
PROJECT No: 2012185
DRAWN: CADDO
CHK: YE
SCALE: 1/8" = 1'-0"
DWG No: **S-020.00**
DOB PAGE No: 18 OF 118
DOB 5-S-CAN:

Damian Titus
Buildings
APPROVED
Under Directive 2 of 1995
Date: 07/09/2015
NYC Development Hub



1 CELLAR FRAMING PLAN
 SCALE: 3/16\"/>

- NOTES:
1. FOR SLAB ELEVATION SEE S-020
 2. CONCRETE SLAB SHALL BE 16\"/>



2 CELLAR GENERAL ARRANGEMENT PLAN
 SCALE: 3/16\"/>

- NOTES:
1. FOR SLAB INFORMATION SEE CORRESPONDING FRAMING PLAN.

KEY PLAN

PROJECT NORTH

TRUE NORTH

DEVELOPER:

EXTELL DEVELOPMENT COMPANY
 805 THIRD AVENUE, 7TH FLOOR
 NEW YORK, NY 10022 USA
 TEL: 212 712 6000 FAX: 212 712 6100

DESIGN ARCHITECT:

Base Building Shell & Core
ADRIAN SMITH + GORDON GILL ARCHITECTURE
 111 WEST MONROE STREET SUITE 2300
 CHICAGO, IL 60603
 TEL: 312 920 1888 FAX: 312 920 1775

INTERIOR DESIGNER:

Residential
Rottet Architecture and Design Studio, PLLC
 298 Fifth Ave, 7th Floor
 New York, NY 10017
 TEL: 646 998 7000 FAX:

ARCHITECT OF RECORD:

Base Building Shell, Core, & Residential
AJA ARCHITECTS, P.C.
 401 Wellington St. W., 3rd Floor
 Toronto, ON M5V 1E7 Canada
 TEL: 416 967 1500 FAX: 416 967 7150

STRUCTURAL ENGINEERS:

WSP
 228 EAST 45th STREET
 NEW YORK, NY 10017 USA
 TEL: 212 687 8865 FAX: 646 487 5501

MEP ENGINEERS:

AKF GROUP
 1501 Broadway
 New York, NY 10036 USA
 TEL: 212 354 5656 FAX: 212 354 5668

GEOTECHNICAL ENGINEERS:

Langan Engineering & Environmental Services
 21 Penn Plaza - 360 West 31st Street, 8th Floor
 New York, NY 10001-2722
 TEL: 212 479 5400 FAX: 212 479 5444

CODE CONSULTANTS:

Construction Consulting Associates
 100 Church Street
 New York, NY 10007
 TEL: 212 385 1515 FAX: 212 385 1911

CURTAINWALL CONSULTANT:

AJLP Consulting
 40 Worth Street, Suite 826
 New York, NY 10013
 TEL: 212 757 5559 FAX: 646 219 8508

LANDMARK/PRESERVATION CONSULTANT:

Jan Hird Pokorny Associates, Inc.
 39 West 37th Street, 12A
 New York, NY 10018
 TEL: 212 759 6452 FAX: 212 759 6540

No.	DESCRIPTION	DATE
1	CD PROGRESS ISSUE 1	10-15-2014
2	ISSUED FOR CONSTRUCTION UP TO GROUND FLOOR ONLY	10-17-2014
3	ISSUED FOR CONSTRUCTION UP TO 5TH FLOOR ONLY	11-07-2014
4	ISSUED FOR CONSTRUCTION UP TO 7TH FLOOR ONLY	11-14-2014
5	DOB SUBMISSION	12-19-2014

DOB SUBMISSION

Discrepancies must be reported immediately to the Architect before proceeding. Only figured dimensions are to be used. Contractors must check all dimensions on site. This drawing is protected by copyright.

ALL DIMENSIONS ARE SHOWN IN IMPERIAL.

CONSULTANT:

WSP
 228 East 45th Street
 New York, NY 10017
 (212) 687-8865
 www.wspgroup.com/usa

PROJECT:

**217 WEST 57TH STREET
 NEW YORK, NY**

DRAWING TITLE:

**CELLAR - PART GENERAL
 ARRANGEMENT AND REINFORCING
 PLAN**

SEAL & SIGNATURE

DATE: 10-15-2014

PROJECT No: 2012185

DRAWN: CADDO

CHK: YE

SCALE: As indicated

DWG No:

S-021.00

DOB PAGE No: 19 OF 118

DOB EMPLOYEE STAMP:

DOB 5-SCAN:

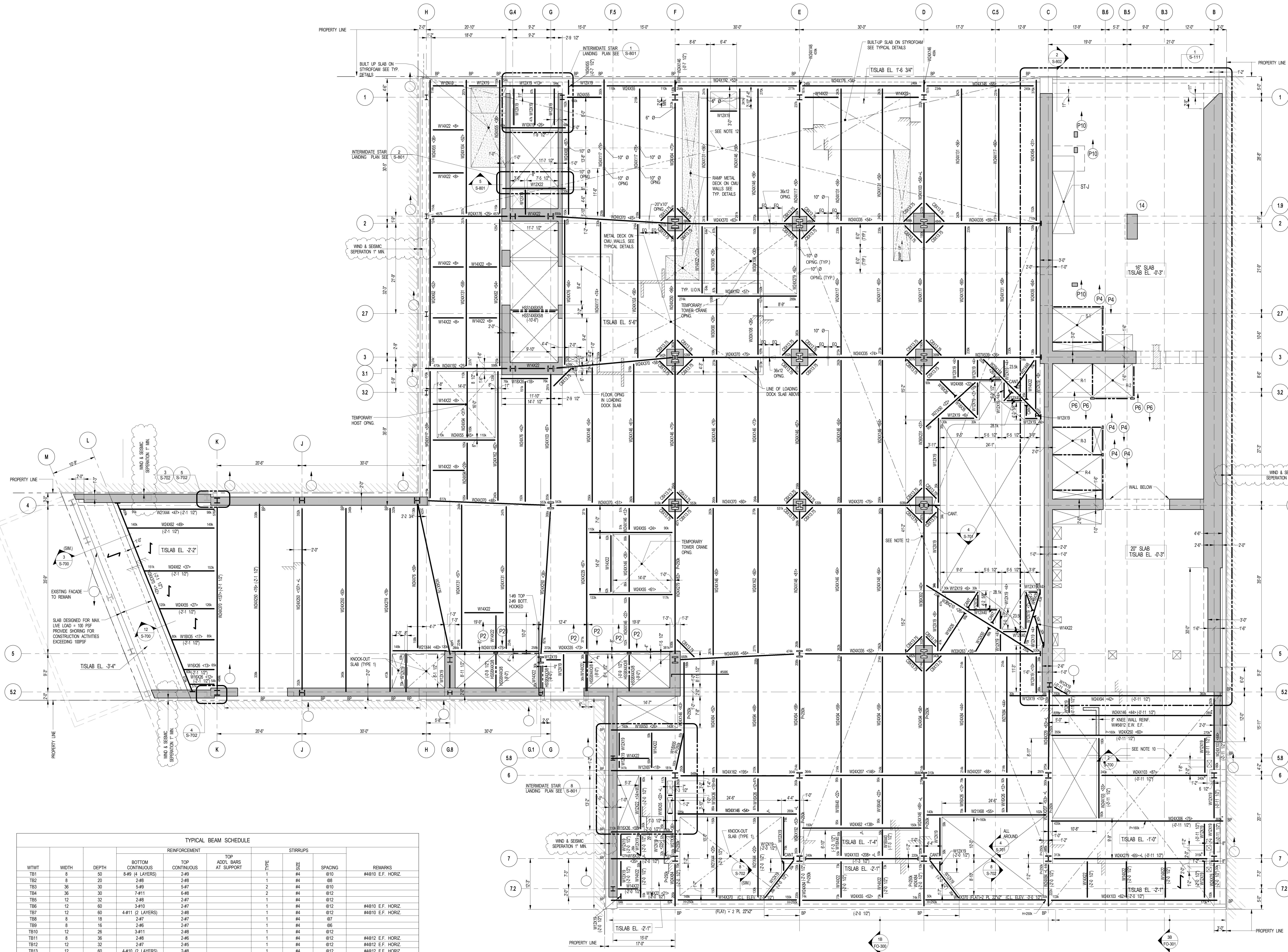
Damian Titus

APPROVED

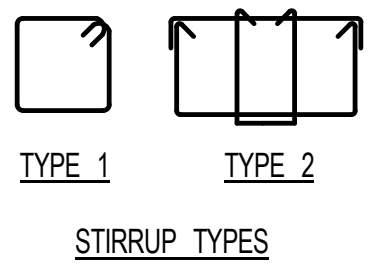
Under Directive 2 of 1975

Date: 07/09/2015

NYC Development Hub



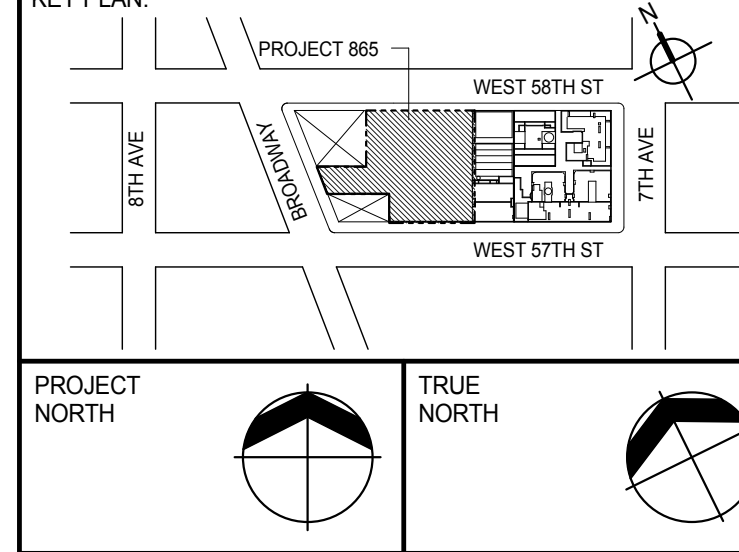
TYPICAL BEAM SCHEDULE									
WTWT	WIDTH	DEPTH	REINFORCEMENT		TOP ADDL BARS AT SUPPORT	TYPE	SIZE	SPACING	REMARKS
			BOTTOM CONTINUOUS	TOP CONTINUOUS					
TB1	8	50	5#9 (4 LAYERS)	2#9		1	#4	810	#4810 E.F. HORIZ
TB2	8	20	2#8	2#8		1	#4	88	
TB3	36	30	5#9	5#7		2	#4	610	
TB4	36	30	7#11	6#8		2	#4	612	
TB5	12	32	2#8	2#7		1	#4	612	
TB6	12	60	3#10	2#7		1	#4	612	#4810 E.F. HORIZ
TB7	12	60	4#11 (2 LAYERS)	2#8		1	#4	612	#4810 E.F. HORIZ
TB8	8	18	2#7	2#7		1	#4	87	
TB9	8	16	2#6	2#7		1	#4	86	
TB10	12	26	3#11	2#8		1	#4	612	
TB11	8	36	2#8	2#6		1	#4	612	#4812 E.F. HORIZ
TB12	12	32	2#7	2#5		1	#4	612	#4812 E.F. HORIZ
TB13	12	60	4#10 (2 LAYERS)	2#8		1	#4	612	#4812 E.F. HORIZ
TB14	12	50	2#7	2#6		1	#4	612	#4812 E.F. HORIZ
TB15	12	36	2#9	2#6		1	#4	612	#4812 E.F. HORIZ
TB16	12	60/10	4#11 (2 LAYERS)	2#8		1	#4	612	2#7 ADDL BOTTOM BARS @ 70" DEEP BEAM
TB17	10	12	2#7	2#7		1	#4	84	
TB18	16	18	3#9	2#7	1#7 @ COL 26	1	#4	87	
TB19	18	18	3#7	3#7		1	#4	88	
TB20	12	42	4#10	2#9		1	#4	612	#4810 E.F. HORIZ
TB21	8	30	2#11	2#9		1	#4	612	



STAIRUP TYPES

1 GROUND FLOOR FRAMING PLAN
SCALE: 1/8" = 1'-0"

- NOTES:
- TOP OF STRUCTURAL SLAB SHALL BE 2'-6" U.O.N.
 - SLAB CONSTRUCTION SHALL BE 4" NORMAL WEIGHT CONCRETE ON TOP OF 3" DEEP 19GA (F50000) COMPOSITE GALVANIZED METAL DECK (TOTAL SLAB DEPTH: 7'-0"). REINFORCED WITH #6X65W6X6.5 CONCRETE F50000g AT 28 DAYS U.O.N.
 - ALL BEAMS TO BE A572 STEEL AND ASTM A500 GRADE B1.
 - TOP OF STEEL TO BE 7/8" BELOW TOP OF SLAB ELEVATION SPECIFIED IN NOTE 1 U.O.N. THIS (-) INDICATING DISTANCE ABOVE OR BELOW TOP OF SLAB ELEVATION.
 - STUDS SHALL BE 7/8" x 8" LONG. ALL STEEL BEAMS SHALL HAVE MIN. 1 STUD/JOINT. U.O.N. THIS (-) ON PLAN.
 - INDICATES ADDITIONAL (-) STUDS OVER 10'-0".
 - FOR BEAM REINFORCEMENT NOT SHOWN USE A MINIMUM OF 30 KIPS FOR BEAMS LESS THAN 15 FEET LONG.
 - FOR BEAM REINFORCEMENT NOT SHOWN USE A MINIMUM OF 30 KIPS FOR BEAMS LESS THAN 15 FEET LONG.
 - ALL BEAM CONNECTIONS SHALL DEVELOP AXIAL FORCE OF P-HOOK AND GIRDERS (SUPPORTING OTHER MEMBERS) P-HOOK U.O.N. ON PLAN AT EACH END. IN ADDITION TO ALL OTHER LOADS.
 - PROVIDE FULL DEPTH STEEL PLATE & EACH ESCALATOR SUPPORT NOTED THIS (-) ON PLAN. COORDINATE LOCATIONS WITH ESCALATOR MANUFACTURER.
 - TEMPORARY 8" THICK NORMAL WEIGHT CONCRETE SLAB REINFORCEMENT SHALL BE 4" TOP & BOTTOM MINIMUM LAYERS IN NS DIRECTION 4-LOOPS AT 28 DAYS. TISLAB EL. SHALL BE 2'-4" TOP & BOTTOM MINIMUM LAYERS IN NS DIRECTION.
 - PROJECT DATUM (ADT) EL. 76.38 ABOVE MANHATTAN DATUM.
 - WHERE NOTED ON PLAN SLAB REINFORCEMENT SHALL BE #4@2 TOP E.V.
 - FOR BALANCE OF NOTES SEE DWG. S-101.
 - BEAMS WITHIN OR CROSSING TOWER CRANE OPENING SHALL BE INSTALLED AFTER CRANE / HOST IS REMOVED.



PROJECT NORTH
TRUE NORTH

DEVELOPER:
EXTELL DEVELOPMENT COMPANY
805 THIRD AVENUE, 7TH FLOOR
NEW YORK, NY 10022 USA
TEL: 212 712 6000 FAX: 212 712 6100

DESIGN ARCHITECT: Base Building Shell & Core
AAJ ARCHITECTS, P.C.
111 WEST MONROE STREET SUITE 2300
CHICAGO, IL 60603
TEL: 312 920 1888 FAX: 312 920 1775

INTERIOR DESIGNER: Residential
Rottet Architecture and Design Studio, PLLC
288 Fifth Ave, 7th Floor
New York, NY 10001
TEL: 646 989 7000 FAX:

ARCHITECT OF RECORD: Base Building Shell, Core & Residential
WSP
228 East 45th Street
New York, NY 10017 USA
TEL: 212 687 9885 FAX: 212 687 5501

STRUCTURAL ENGINEERS:
WSP
228 East 45th Street
New York, NY 10017 USA
TEL: 212 687 9885 FAX: 212 687 5501

MEP ENGINEERS:
AKF GROUP
1501 Broadway
New York, NY 10036 USA
TEL: 212 354 5656 FAX: 212 354 5668

GEOTECHNICAL ENGINEERS:
Langan Engineering & Environmental Services
21 Penn Plaza 360 West 11th Street, 8th Floor
New York, NY 10001-2727
TEL: 212 479 5400 FAX: 212 479 5444

CODE CONSULTANTS:
Construction Consulting Associates
100 Church Street
New York, NY 10007
TEL: 212 385 6181 FAX: 212 385 1911

CURTAINWALL CONSULTANT:
AJLP Consulting
40 Worth Street, Suite 826
New York, NY 10013
TEL: 212 757 6559 FAX: 646 219 8508

LANDMARK PRESERVATION CONSULTANT:
Jan Hird Pokorny Associates, Inc.
39 West 37th Street, 12A
New York, NY 10018
TEL: 212 759 6452 FAX: 212 759 0540

No.	DESCRIPTION	DATE
1	SCHEMATIC DESIGN	03-31-2014
2	ISSUED FOR SCHEMATIC DESIGN	04-04-2014
3	STEEL BID PACKAGE	05-22-2014
4	SUPERSTRUCTURE CONCRETE BID	06-02-2014
5	DESIGN DEVELOPMENT	07-01-2014
6	ISSUED FOR DESIGN DEVELOPMENT	07-31-2014
7	SE ZONE STEEL BID	08-20-2014
8	STRUCTURAL STEEL BID	09-15-2014
9	STRUCTURAL STEEL BID-ADDENDUM	10-01-2014
10	CD PROGRESS ISSUE 1	10-15-2014
11	ISSUED FOR CONSTRUCTION UP TO GROUND FLOOR ONLY	10-17-2014
12	ISSUED FOR CONSTRUCTION UP TO 5TH FLOOR ONLY	11-07-2014
13	ISSUED FOR CONSTRUCTION UP TO 7TH FLOOR ONLY	11-14-2014
14	DOB SUBMISSION	12-19-2014
15	CD PROGRESS ISSUE-2	12-19-2014
16	ISSUED FOR 8TH FLOOR MILL ORDER PHASE 1	01-14-2015
17	DOB SUBMISSION	02-05-2015
18	CD UPDATE ISSUE	02-10-2015
19	CONSTRUCTION DOCUMENTS ISSUE 3	03-09-2015
20	PROGRESS CD	05-08-2015
21	DOB SUBMISSION	05-19-2015
22	DOB SUBMISSION	05-26-2015

Discrepancies must be reported immediately to the Architect before proceeding. Only figured dimensions are to be used. Contractors must check all dimensions on site. This drawing is protected by copyright.

ALL DIMENSIONS ARE SHOWN IN IMPERIAL.

CONSULTANT:
WSP
228 East 45th Street
New York, NY 10017
(212) 687-9885
www.wsgroup.com/usa

PROJECT:
**217 WEST 57TH STREET
NEW YORK, NY**

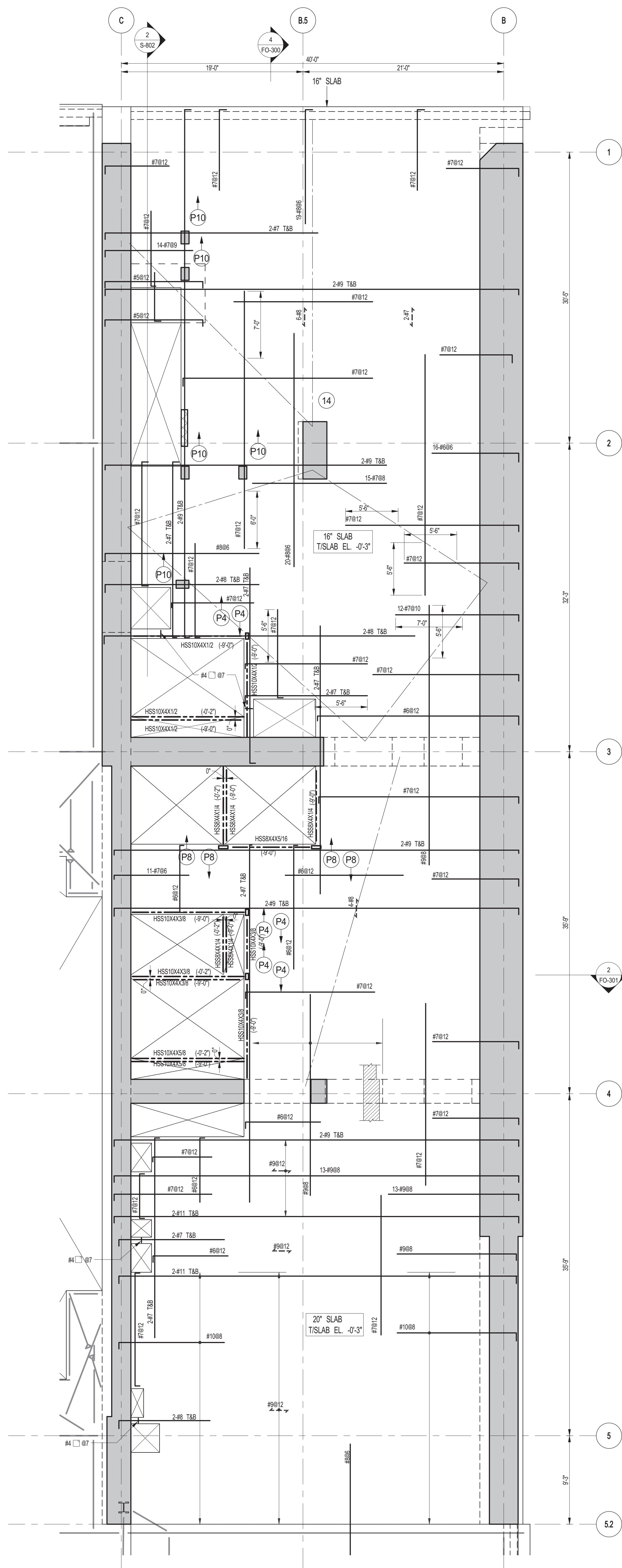
DRAWING TITLE:
GROUND FLOOR - FRAMING PLAN

SEAL & SIGNATURE: DATE: 03-31-2014
PROJECT NO: 2012185

DRAWN: CADDO REV: 22
CHK: YE
SCALE: 1/8" = 1'-0"
DWG NO: S-110.00

DOB EMPLOYEE STAMP: DOB PAGE NO: 17 OF XXX DOB S-SCAN:

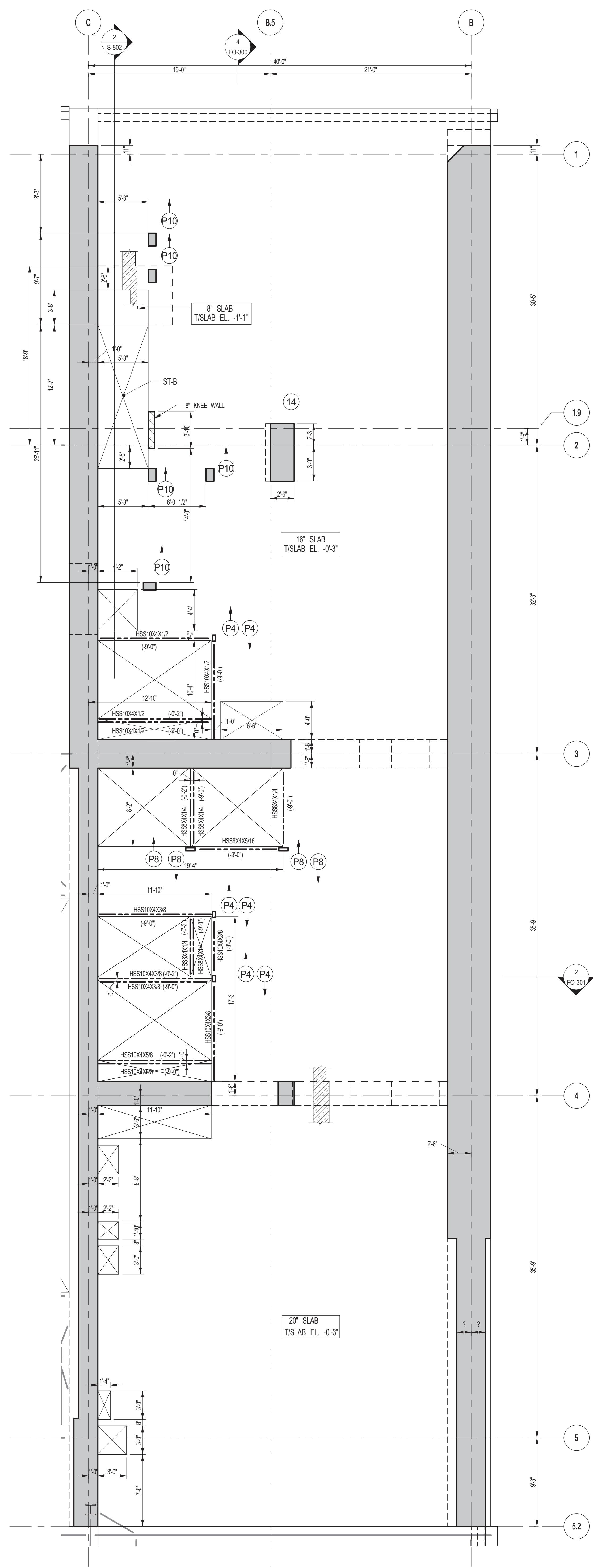
Damian Titus
BUILDINGS
APPROVED
Under Directive 2 of 1995
Date: 07/09/2015
NYC Development Hub



1 GROUND FLOOR FRAMING PLAN
S-111 SCALE: 3/16" = 1'-0"

NOTES

- NOTES
1. FOR T/S LAB ELEVATION SEE S-110
 2. CONCRETE SLAB SHALL BE 16" THICK U.O.N. THUS ☐ ON PLAN
 3. CONCRETE STRENGTH f_c OF SLAB SHALL BE 10,000 psi.
 4. BOTTOM REINFORCEMENT TO BE: #8@12 E.W. CONT. FOR 16" SLAB
#10@12 E.W. CONT. FOR 20" SLAB
 5. **P10** INDICATES 10x16 CONC. POST W/4#6 VERT. & #4 ☐@12
 6. FOR BALANCE OF INFORMATION SEE DRAWING S-C01

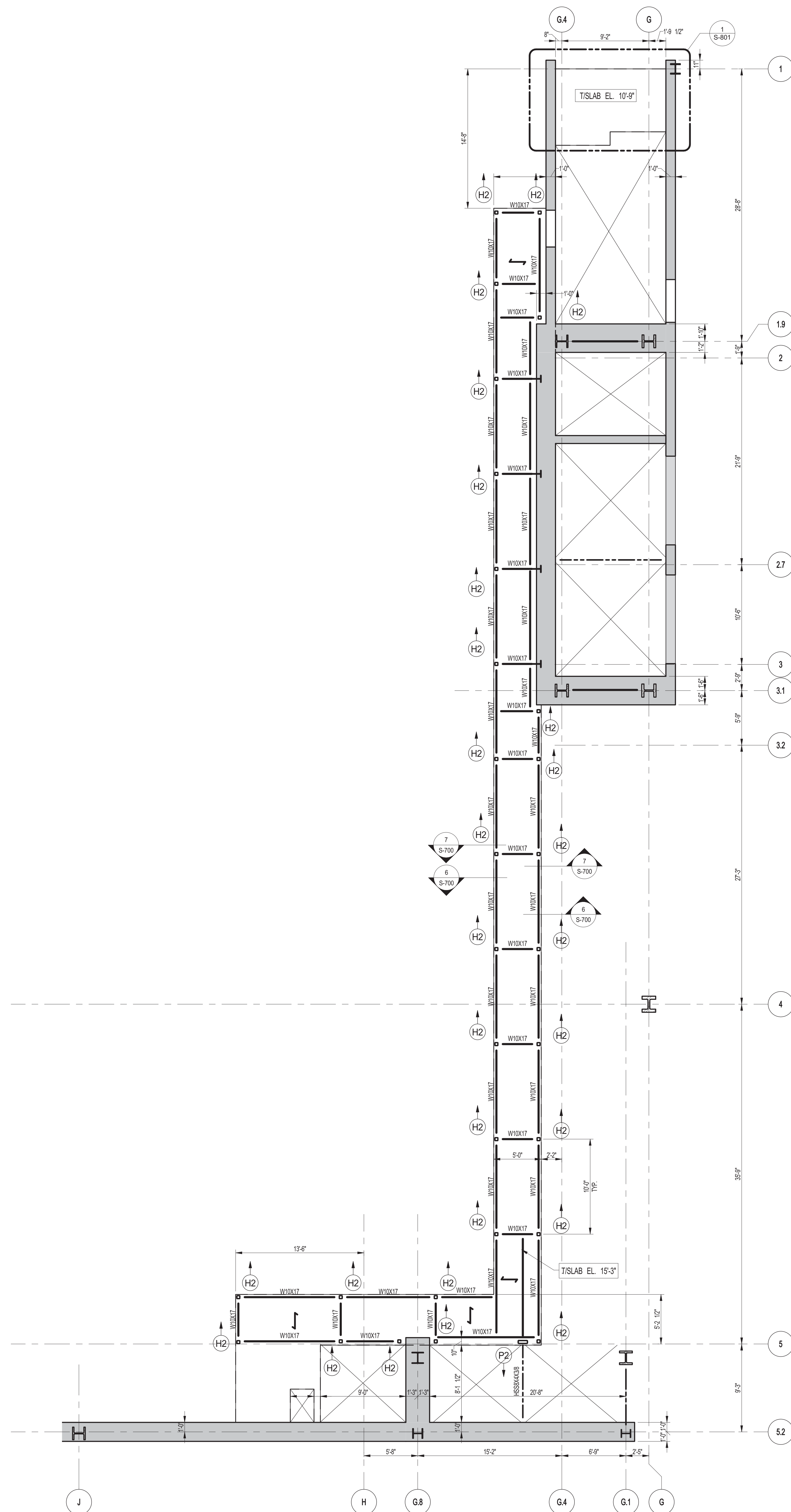


2 GROUND FLOOR GENERAL ARRANGEMENT PLAN
S-111 SCALE: 3/16" = 1'-0"

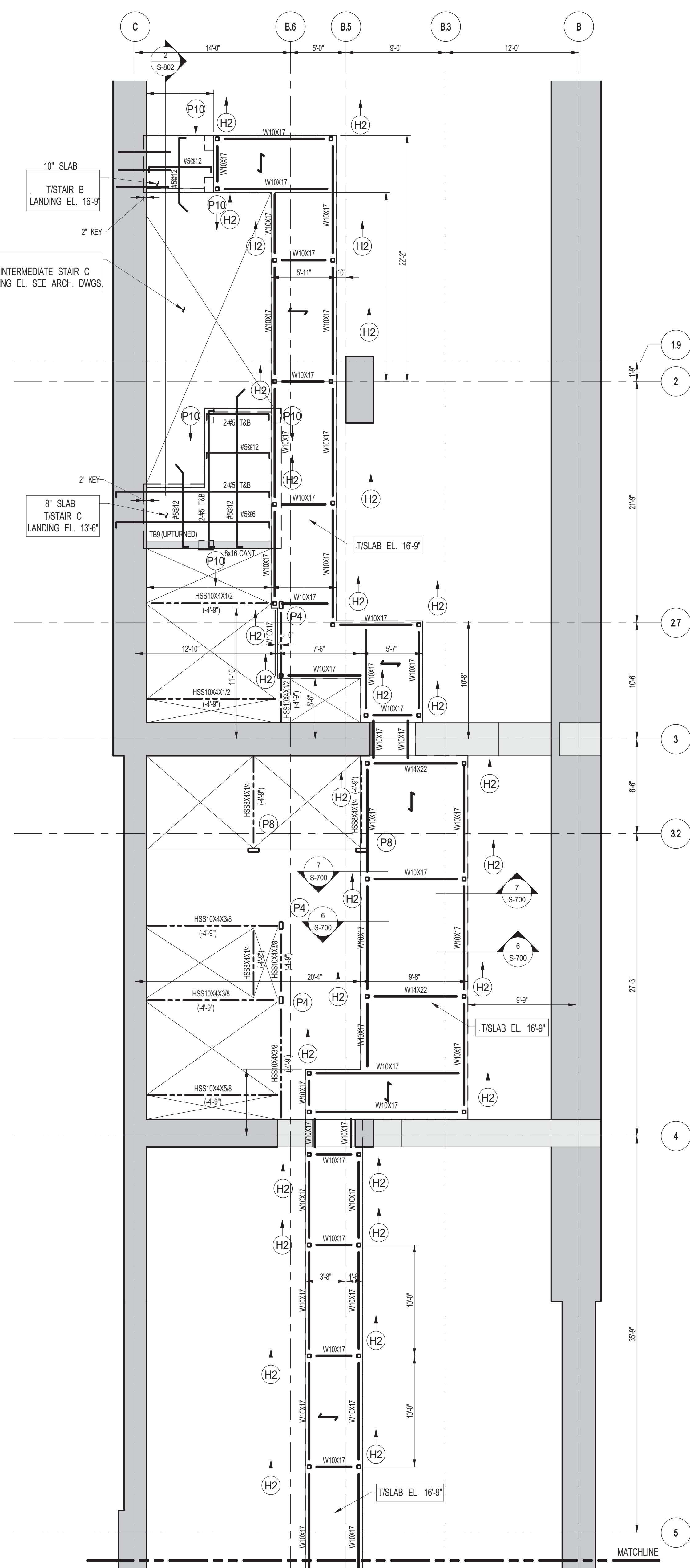
NOTES:

1. FOR SLAB INFORMATION SEE CORRESPONDING FRAMING PLAN

KEY PLAN:			
PROJECT 905 WEST 98TH ST 7TH AVE WEST 97TH ST			
DEVELOPER: EXTELL DEVELOPMENT COMPANY 805 THIRD AVENUE, 7TH FLOOR NEW YORK, NY 10022 USA TEL: 212 712 6000 FAX: 212 712 6100			
DESIGN ARCHITECT: Base Building Shell & Core ADRIAN SMITH + GORDON GILL ARCHITECTURE 111 WEST MONROE STREET SUITE 2300 CHICAGO, IL 60603 TEL: 646 996 7000 FAX: 312 920 1775			
INTERIOR DESIGNER: Residential Rotet Architecture and Design Studio, PLLC 238 Fifth Ave., 7th Floor New York, NY 10001 TEL: 646 996 7000 FAX:			
ARCHITECT OF RECORD: Base Building Shell, Core, & Residential A&P Architects, P.C. 401 Wellington St. W., 3rd Floor Toronto, ON M5V 1E7 Canada TEL: 416 967 1588 FAX: 416 967 7150			
STRUCTURAL ENGINEERS: WSP 228 EAST 45th Street New York, NY 10017 USA TEL: 212 697 9888 FAX: 446-627 5501			
MEP ENGINEERS: AKF GROUP 1501 Broadway New York, NY 10036 USA TEL: 212 354 5656 FAX: 212 354 5668			
GEOTECHNICAL ENGINEERS: Langan Engineering & Environmental Services 21 Penn Plaza - 360 Monroe 3rd Street, 8th Floor New York, NY 10007-2727 TEL: 212 479 5400 FAX: 212 479 5444			
CODE CONSULTANTS: Construction Consulting Associates 150 Church Street New York, NY 10007 TEL: 212 365 1818 FAX: 212 365 1911			
CURTAINWALL CONSULTANT: JALP Consulting 40 Worth Street, Suite B26 NYC, NY 10013 TEL: 212 757 5699 FAX: 646 219 8908			
LANDMARK/PRESERVATION CONSULTANT: Han Hird Pokorny Associates, Inc. 39 West 37th Street, 12A New York, NY 10018 TEL: 212 759 6462 FAX: 212 759 6540			
No.	DESCRIPTION	DATE	
1	CD PROGRESS ISSUE 1	10-15-2014	
2	ISSUED FOR CONSTRUCTION UP TO GROUND FLOOR ONLY	10-17-2014	
3	ISSUED FOR CONSTRUCTION UP TO 5TH FLOOR ONLY	11-07-2014	
4	ISSUED FOR CONSTRUCTION UP TO 7TH FLOOR ONLY	11-14-2014	
5	DOB SUBMISSION	12-19-2014	
DOB SUBMISSION			
Discrepancies must be reported immediately to The Architect before proceeding. Only figured dimensions are to be used. Contractors must check all dimensions on site. This drawing is protected by copyright. ALL DIMENSIONS ARE SHOWN IN IMPERIAL.			
CONSULTANT:			
WSP Professional Engineer		228 East 45th Street New York, NY 10017 (212) 697-9888 www.wspgroup.com/usaa	
PROJECT:			
<u>217 WEST 57TH STREET</u> NEW YORK, NY			
DRAWING TITLE:			
GROUND FLOOR - PART GENERAL ARRANGEMENT AND REINFORCING PLAN			
SEAL & SIGNATURE: 		DATE: 10-15-2014 PROJECT No: 207181B DRAWN: CAD REV: CHK: YEO SCALE: As Indicated DWG NO: <h2 style="margin: 0;">S-111.00</h2>	
DOB EMPLOYEE /STAMP:		DOB PAGE No: 21 OF 118	
DOB E-SCAN:			



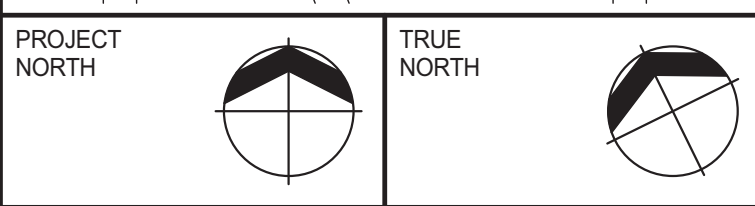
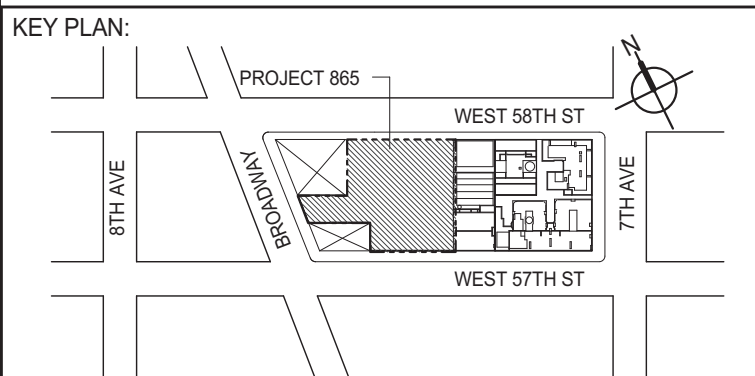
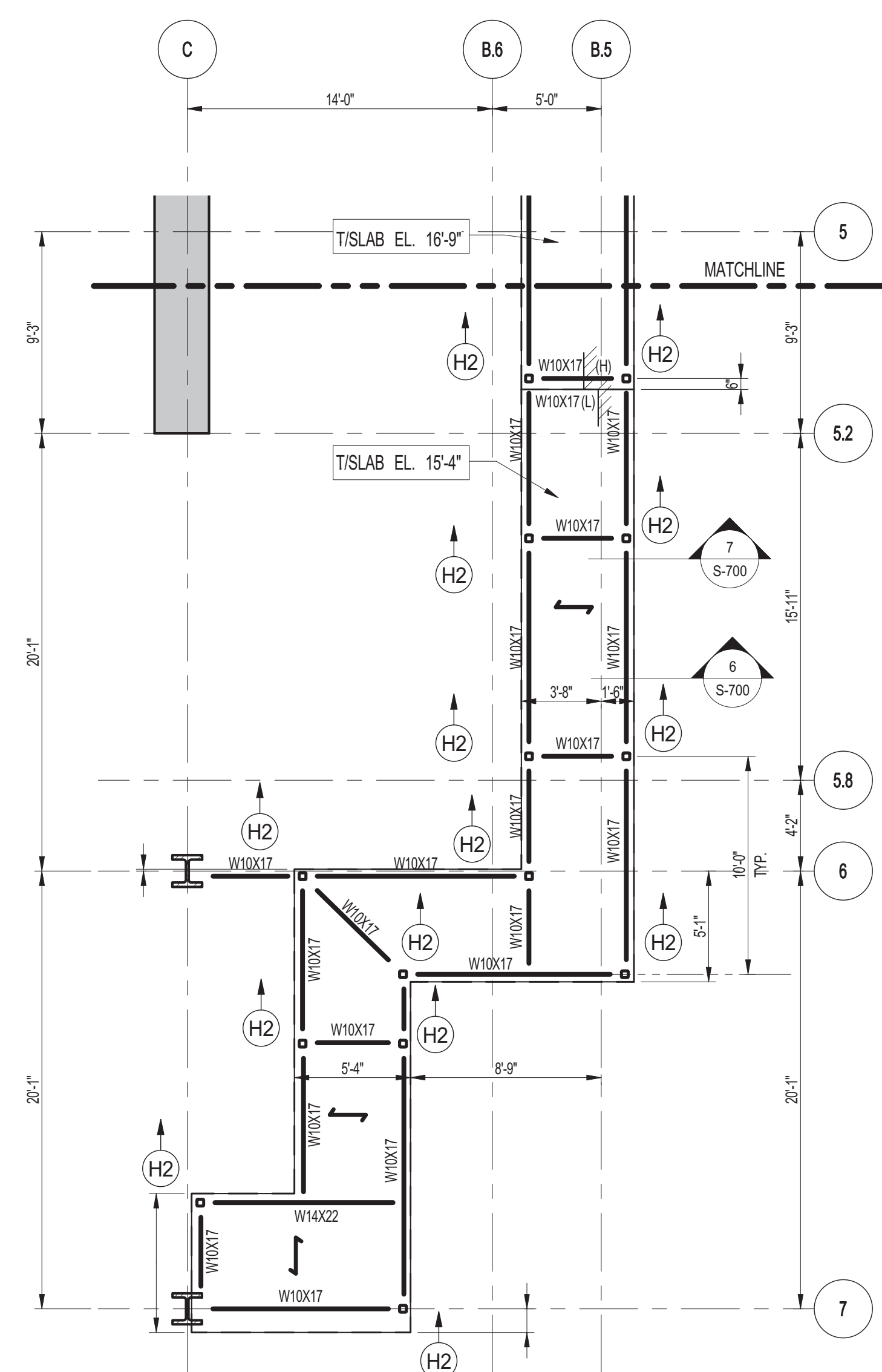
1 PART PLAN AT GROUND FLOOR MEZZANINE (WEST)



2 PART PLAN AT GROUND FLOOR MEZZANINE (EAST)

NOTES:

1. TOP OF STRUCTURAL SLAB SHALL BE AS INDICATED ON PLAN.
2. SLAB CONSTRUCTION SHALL BE 20" NORMAL WEIGHT CONCRETE ON TOP OF 3" DEEP 19GA (60# KSI) COMPOSITE GALVANIZED METAL DECK (TOTAL SLAB DEPTH 55") REINFORCED WITH 4#4@12" ON CENTER (W/ 4000PSI AT 28 DAYS) U.O.N.
3. TOP OF STEEL TO BE 5/8" BELOW TOP OF SLAB ELEVATION SPECIFIED IN NOTE 1 U.O.N. THIS (E.L.) INDICATING DISTANCE ABOVE OR BELOW TOP OF SLAB ELEVATION.
4. STUDS SHALL BE 100 x 5" LONG. ALL STEEL BEAMS SHALL HAVE MIN. 1 STUDT. U.O.N. THIS <= ON PLAN.
5. ALL BEAMS SHALL BE W10X17 U.O.N.
6. FOR W10 BEAM REACTIONS NOT SHOWN USE A MINIMUM OF 30 KIPS FOR BEAMS LESS THAN 15 FEET LONG.
7. FOR BALANCE OF NOTES SEE DRAWING S-001.



DEVELOPER: **EXTELL DEVELOPMENT COMPANY**
805 THIRD AVENUE, 7TH FLOOR
NEW YORK, NY 10022 USA
TEL: 212 712 6000 FAX: 212 712 6100

DESIGN ARCHITECT: **Base Building Shell & Core**
ADRIAN SMITH + GORDON GILL ARCHITECTURE
111 WEST MONROE STREET SUITE 2300
CHICAGO, IL 60603
TEL: 312 920 1888 FAX: 312 920 1775

INTERIOR DESIGNER: **Residential**
Rottet Architecture and Design Studio, PLLC
208 Fifth Ave, 7th Floor
New York, NY 10001
TEL: 646 998 7000 FAX:

ARCHITECT OF RECORD: **Base Building Shell, Core, & Residential**
AJA ARCHITECTS, P.C.
401 Wellington St. W., 3rd Floor
Toronto, ON M5V 1E7 Canada
TEL: 416 967 1500 FAX: 416 967 7150

STRUCTURAL ENGINEERS: **WSP**
228 EAST 45th STREET
NEW YORK, NY 10017 USA
TEL: 212 697 8885 FAX: 646 487 5501

MEP ENGINEERS: **AKF GROUP**
1501 Broadway
New York, NY 10036 USA
TEL: 212 354 5656 FAX: 212 354 5668

GEOTECHNICAL ENGINEERS: **Langan Engineering & Environmental Services**
21 Penn Plaza - 360 West 51st Street, 8th Floor
New York, NY 10001-2722
TEL: 212 479 5400 FAX: 212 479 5444

CODE CONSULTANTS: **Construction Consulting Associates**
100 Church Street
New York, NY 10007
TEL: 212 385 6182 FAX: 212 385 1911

CURTAINWALL CONSULTANT: **AJLP Consulting**
40 Worth Street, Suite 826
New York, NY 10013
TEL: 212 757 6559 FAX: 646 219 8508

LANDMARK/PRESERVATION CONSULTANT: **Jan Hird Pokorny Associates, Inc.**
39 West 57th Street, 12A
New York, NY 10019
TEL: 212 759 6452 FAX: 212 759 6540

No.	DESCRIPTION	DATE
1	DESIGN DEVELOPMENT	07-01-2014
2	ISSUED FOR DESIGN DEVELOPMENT	07-31-2014
3	STRUCTURAL STEEL BID	09-15-2014
4	STRUCTURAL STEEL BID-ADDENDUM	10-01-2014
5	CD PROGRESS ISSUE 1	10-15-2014
6	ISSUED FOR CONSTRUCTION UP TO 5TH FLOOR ONLY	11-07-2014
7	DOB SUBMISSION	12-19-2014

DOB SUBMISSION

Discrepancies must be reported immediately to the Architect before proceeding. Only figured dimensions are to be used. Contractors must check all dimensions on site. This drawing is protected by copyright.


ALL DIMENSIONS ARE SHOWN IN IMPERIAL.

CONSULTANT:



PROJECT: **217 WEST 57TH STREET**
NEW YORK, NY


DRAWING TITLE: **GROUND FLOOR - MEZZANINE FRAMING PLAN**

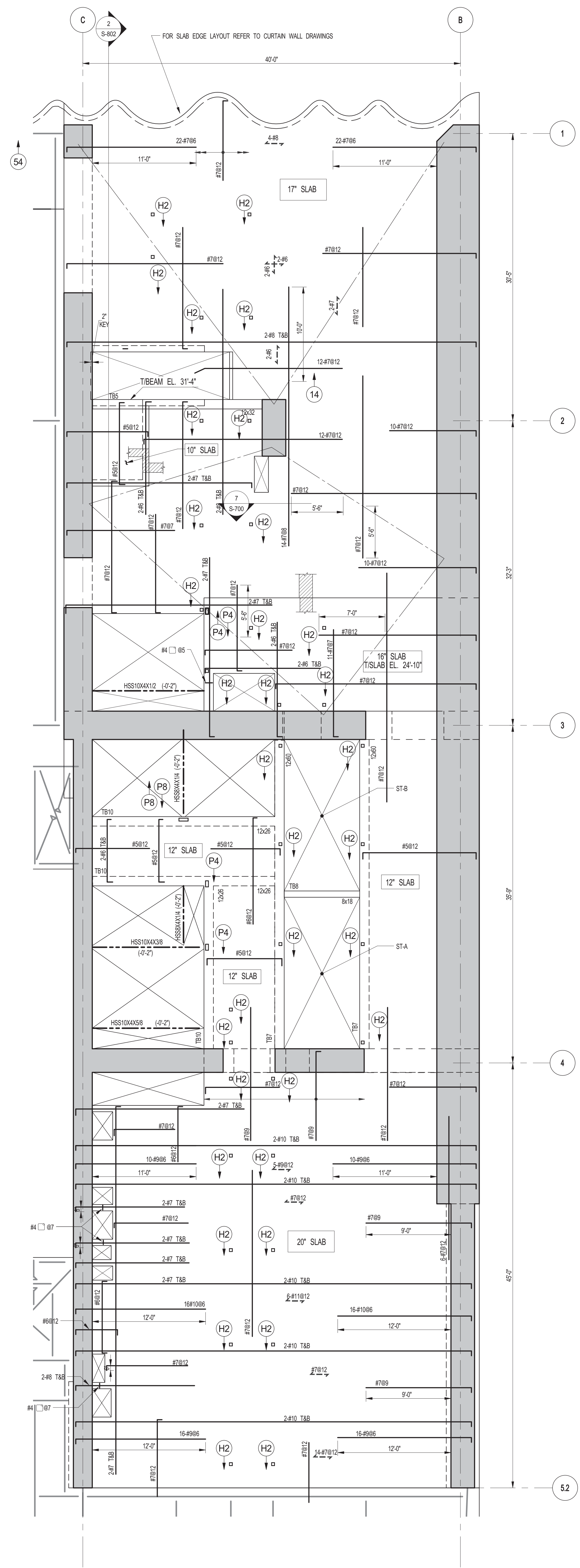
SEAL & SIGNATURE:	DATE: 07-01-2014	
	PROJECT No: 2012185	
	DRAWN: CADD	REV: 7
	CHK: YE	
	SCALE: As indicated	
	DWG No: S-115.00	

DOB PAGE No: 22 OF 118

DOB EMPLOYEE STAMP: DCB 8-SCAN:

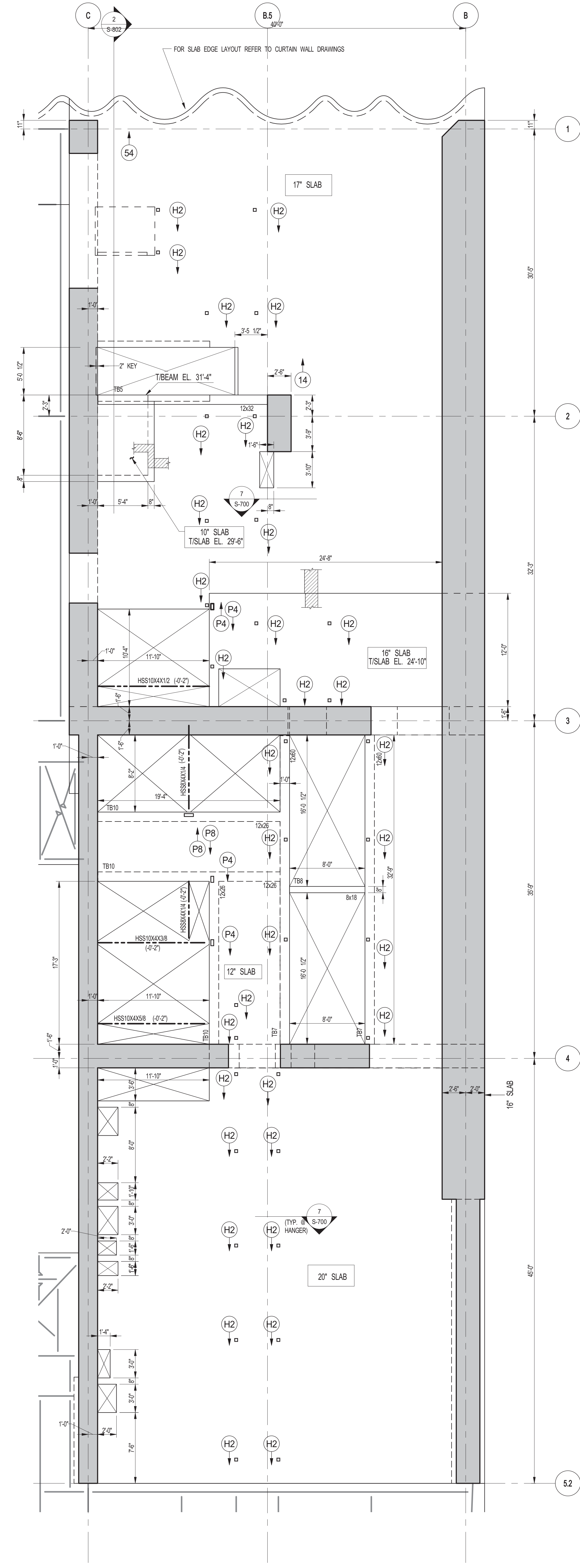


[illegible]



1 2ND FLOOR FRAMING PLAN
SCALE: 3/16" = 1'-0"

- NOTES:
1. FOR TISLAB ELEVATION SEE S-120.
 2. CONCRETE SLAB SHALL BE 20" THICK U.O.N. THIS ... ON PLAN.
 3. CONCRETE STRENGTH f_c OF SLAB SHALL BE 10,000 PSI.
 4. BOTTOM REINFORCEMENT TO BE #8@12 E.W. CONT. FOR 17' & 20' SLAB.
 5. FOR BALANCE OF INFORMATION SEE DRAWING S-101.



2 2ND FLOOR GENERAL ARRANGEMENT PLAN
SCALE: 3/16" = 1'-0"

- NOTES:
1. FOR SLAB INFORMATION SEE CORRESPONDING FRAMING PLAN.

KEY PLAN

PROJECT NORTH

TRUE NORTH

DEVELOPER:
EXTELL DEVELOPMENT COMPANY
805 THIRD AVENUE, 7TH FLOOR
NEW YORK, NY 10022 USA
TEL: 212 712 6000 FAX: 212 712 6100

DESIGN ARCHITECT: Base Building Shell & Core
ADRIAN SMITH + GORDON GILL ARCHITECTURE
111 WEST MONROE STREET SUITE 2300
CHICAGO IL 60603
TEL: 312 920 1888 FAX: 312 920 1775

INTERIOR DESIGNER: Residential
Rottet Architecture and Design Studio, PLLC
208 Fifth Ave., 7th Floor
New York, NY 10001
TEL: 646 998 7000 FAX:

ARCHITECT OF RECORD: Base Building Shell, Core, & Residential
AJA ARCHITECTS, P.C.
401 Wellington St. W., 3rd Floor
Toronto, ON M5V 1E7 Canada
TEL: 416 967 1500 FAX: 416 967 7150

STRUCTURAL ENGINEERS:
WSP
228 East 45th Street
New York, NY 10017 USA
TEL: 212 687 9885 FAX: 646 487 5501

MEP ENGINEERS:
AKF GROUP
1501 Broadway
New York, NY 10036 USA
TEL: 212 354 5656 FAX: 212 354 5668

GEOTECHNICAL ENGINEERS:
Langan Engineering & Environmental Services
21 Penn Plaza - 360 West 13th Street, 8th Floor
New York, NY 10001-2727
TEL: 212 479 5400 FAX: 212 479 5444

CODE CONSULTANTS:
Construction Consulting Associates
100 Church Street
New York, NY 10007
TEL: 212 385 1512 FAX: 212 385 1911

CURTAINWALL CONSULTANT:
AJLP Consulting
40 Worth Street, Suite 826
New York, NY 10013
TEL: 212 757 6559 FAX: 646 219 8508

LANDMARK/PRESERVATION CONSULTANT:
Jan Hird Pokorny Associates, Inc.
39 West 37th Street, 12A
New York, NY 10018
TEL: 212 759 6452 FAX: 212 759 6540

No.	DESCRIPTION	DATE
1	ISSUED FOR CONSTRUCTION UP TO 5TH FLOOR ONLY	11-07-2014
2	ISSUED FOR CONSTRUCTION UP TO 7TH FLOOR ONLY	11-14-2014
3	DOB SUBMISSION	12-19-2014

DOB SUBMISSION

Discrepancies must be reported immediately to the Architect before proceeding. Only figured dimensions are to be used. Contractors must check all dimensions on site. This drawing is protected by copyright.

ALL DIMENSIONS ARE SHOWN IN IMPERIAL.

CONSULTANT:
WSP
228 East 45th Street
New York, NY 10017
(212) 687-9885
www.wspgroup.com/usa

PROJECT:
217 WEST 57TH STREET
NEW YORK, NY

DRAWING TITLE:
2ND FLOOR - PART GENERAL ARRANGEMENT AND REINFORCING PLAN

SEAL & SIGNATURE: [Signature]

DATE: XX-XX-XX

PROJECT No: 2012185

DRAWN: CADDO

CHK: YE

SCALE: As indicated

DWG No: **S-121.00**

DOB PAGE No: 24 OF 118

DOB EMPLOYEE STAMP: [Stamp]

DOB 5-SCAN: [Stamp]

Damian Titus

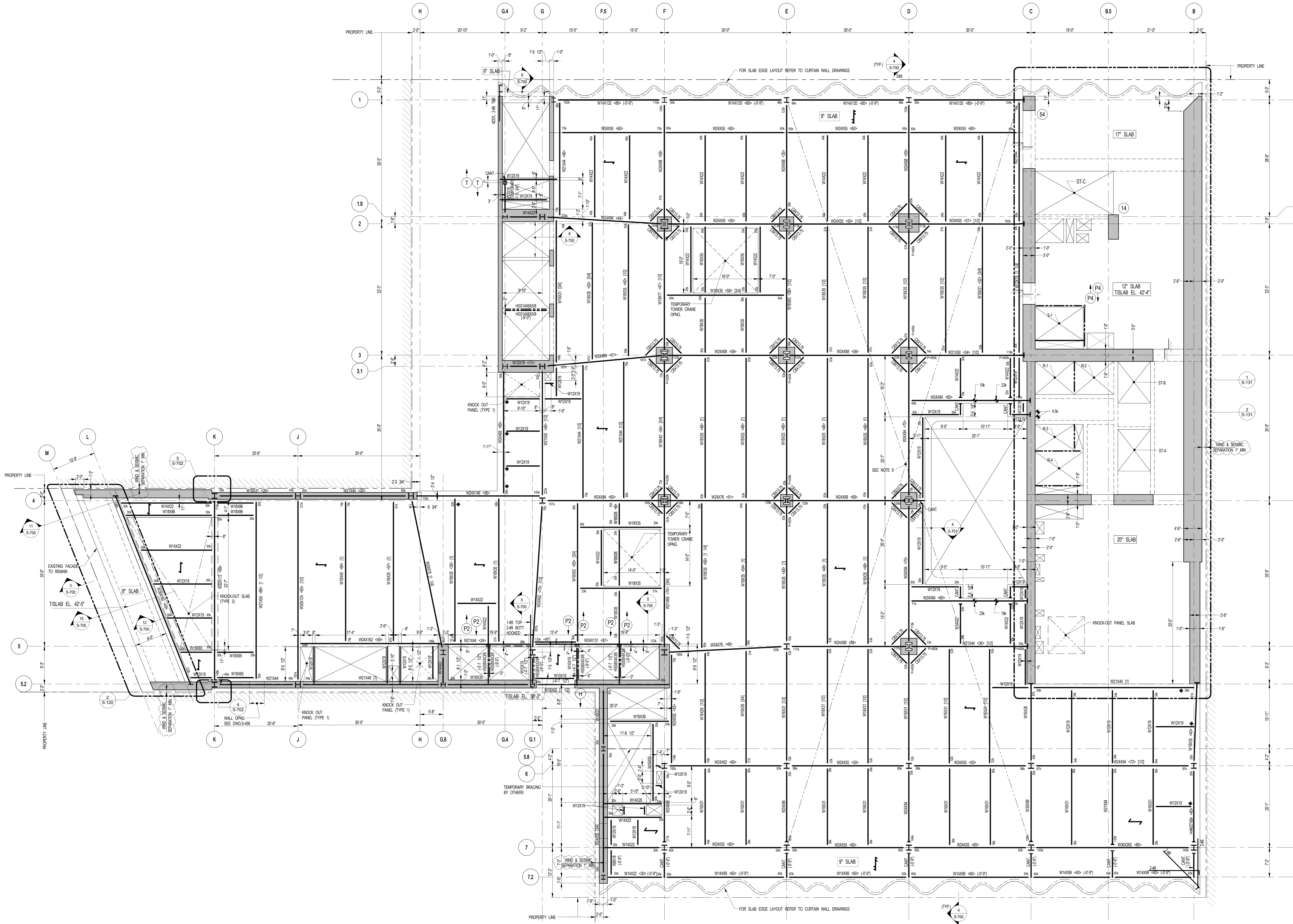
Buildings

APPROVED

Under Directive 2 of 1975

Date: 01/09/2015

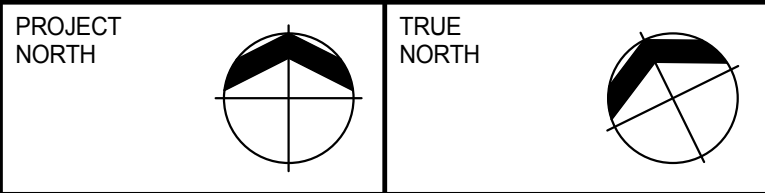
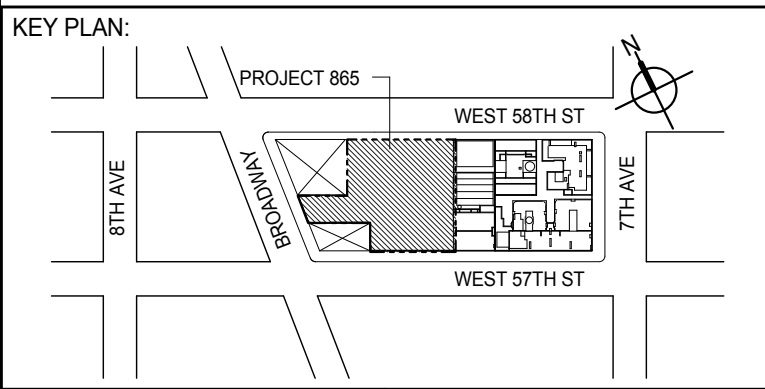
NYC Development Hub



1 3RD FLOOR FRAMING PLAN

SCALE: 1/8" = 1'-0"

- NOTES:
- TOP OF STRUCTURAL SLAB SHALL BE 42'-0" U.O.N.
 - SLAB CONSTRUCTION SHALL BE 2" NORMAL WEIGHT CONCRETE ON TOP OF 3" DEEP 18GA #10 KSI COMPOSITE GALVANIZED METAL DECK (TOTAL SLAB DEPTH: 51"), REINFORCED WITH 44-W20X25 WWF CONCRETE #4-W20X25 AT 20" O.C.
 - TOP OF STEEL TO BE 5'0" BELOW TOP OF SLAB ELEVATION SPECIFIED IN NOTE 1 U.O.N. THIS (L.) INDICATING DISTANCE ABOVE OR BELOW TOP OF SLAB ELEVATION.
 - STIFFENERS SHALL BE 1/2" X 6" LONG ALL STEEL BEAMS SHALL HAVE MIN. 1 STUFT. U.O.N. THIS (L.) ON PLAN.
 - INDICATES 2" CONCRETE SLAB 16-20X25 REIN. WITH #5@12 TAB E.W.
 - PROVIDE FULL DEPTH STIFF @ EACH ESCALATOR SUPPORT NOTED THIS (L.) ON PLAN.
 - FOR BEAM REINFORCEMENTS NOT SHOWN USE A MINIMUM OF 3 #5 FOR BEAMS LESS THAN 15 FEET LONG.
 - WHERE NOTED ON PLAN SLAB REIN. SHALL BE #4@12 TOP E.W.
 - ALL BEAM CONNECTIONS SHALL DEVELOP FULL FORCE OF P-H AND ORDERS (SUPPORTING OTHER MEMBERS) P-H75 AT EACH END U.O.N. IN ADDITION TO ALL OTHER ORDERS.
 - FOR BALANCE OF NOTES SEE DRAWING 301.
 - BEAMS WITHIN OR CROSSING TOWER CRANE OPENING SHALL BE INSTALLED AFTER CRANE IS REMOVED.



DEVELOPER: **EXTELL DEVELOPMENT COMPANY**
805 THIRD AVENUE, 7TH FLOOR
NEW YORK, NY 10022 USA
TEL: 212 712 6000 FAX: 212 712 6100

DESIGN ARCHITECT: **Base Building Shell & Core**
ADRIAN SMITH + GORDON GILL ARCHITECTURE
111 WEST MONROE STREET SUITE 2300
CHICAGO, IL 60603
TEL: 312 920 1888 FAX: 312 920 1775

INTERIOR DESIGNER: **Residential**
Rottet Architecture and Design Studio, PLLC
288 Fifth Ave., 7th Floor
New York, NY 10001
TEL: 646 988 7000 FAX:

ARCHITECT OF RECORD: **Base Building Shell, Core, & Residential**
AJA ARCHITECTS, P.C.
401 Wellington St. W., 3rd Floor
Toronto, ON M5V 1E7 Canada
TEL: 416 967 1500 FAX: 416 967 7150

STRUCTURAL ENGINEERS: **WSP**
228 East 45th Street
New York, NY 10017 USA
TEL: 212 687 9885 FAX: 646 487 5501

MEP ENGINEERS: **AKF GROUP**
1501 Broadway
New York, NY 10036 USA
TEL: 212 354 5656 FAX: 212 354 5668

GEOTECHNICAL ENGINEERS: **Langan Engineering & Environmental Services**
21 Penn Plaza 360 West 31st Street, 8th Floor
New York, NY 10001-2272
TEL: 212 479 5400 FAX: 212 479 5444

CODE CONSULTANTS: **Construction Consulting Associates**
100 Church Street
New York, NY 10007
TEL: 212 385 6182 FAX: 212 385 1911

CURTAINWALL CONSULTANT: **AJLP Consulting**
40 Worth Street, Suite 826
New York, NY 10013
TEL: 212 757 6559 FAX: 646 219 8508

LANDMARK/PRESERVATION CONSULTANT: **Jan Hird Pokorny Associates, Inc.**
39 West 57th Street, 12A
New York, NY 10019
TEL: 212 759 6452 FAX: 212 759 6540

No.	DESCRIPTION	DATE
1	SCHEMATIC DESIGN	03-31-2014
2	ISSUED FOR SCHEMATIC DESIGN	04-04-2014
3	STEEL BID PACKAGE	05-22-2014
4	SUPERSTRUCTURE CONCRETE BID	06-02-2014
5	DESIGN DEVELOPMENT	07-01-2014
6	ISSUED FOR DESIGN DEVELOPMENT	07-31-2014
7	STRUCTURAL STEEL BID	09-15-2014
8	STRUCTURAL STEEL BID-ADDENDUM	10-01-2014
9	CD PROGRESS ISSUE 1	10-15-2014
10	ISSUED FOR CONSTRUCTION UP TO 5TH FLOOR ONLY	11-07-2014
11	ISSUED FOR CONSTRUCTION UP TO 7TH FLOOR ONLY	11-14-2014
12	DOB SUBMISSION	12-19-2014
13	CD PROGRESS ISSUE-2	12-19-2014
14	ISSUED FOR 8TH FLOOR MILL ORDER - PHASE 1	01-14-2015
15	CD UPDATE ISSUE	02-10-2015
16	CONSTRUCTION DOCUMENTS	03-09-2015
17	PROGRESS CD	05-08-2015
18	DOB SUBMISSION	05-19-2015


Discrepancies must be reported immediately to the Architect before proceeding. Only figured dimensions are to be used. Contractors must check all dimensions on site. This drawing is protected by copyright.

ALL DIMENSIONS ARE SHOWN IN IMPERIAL.

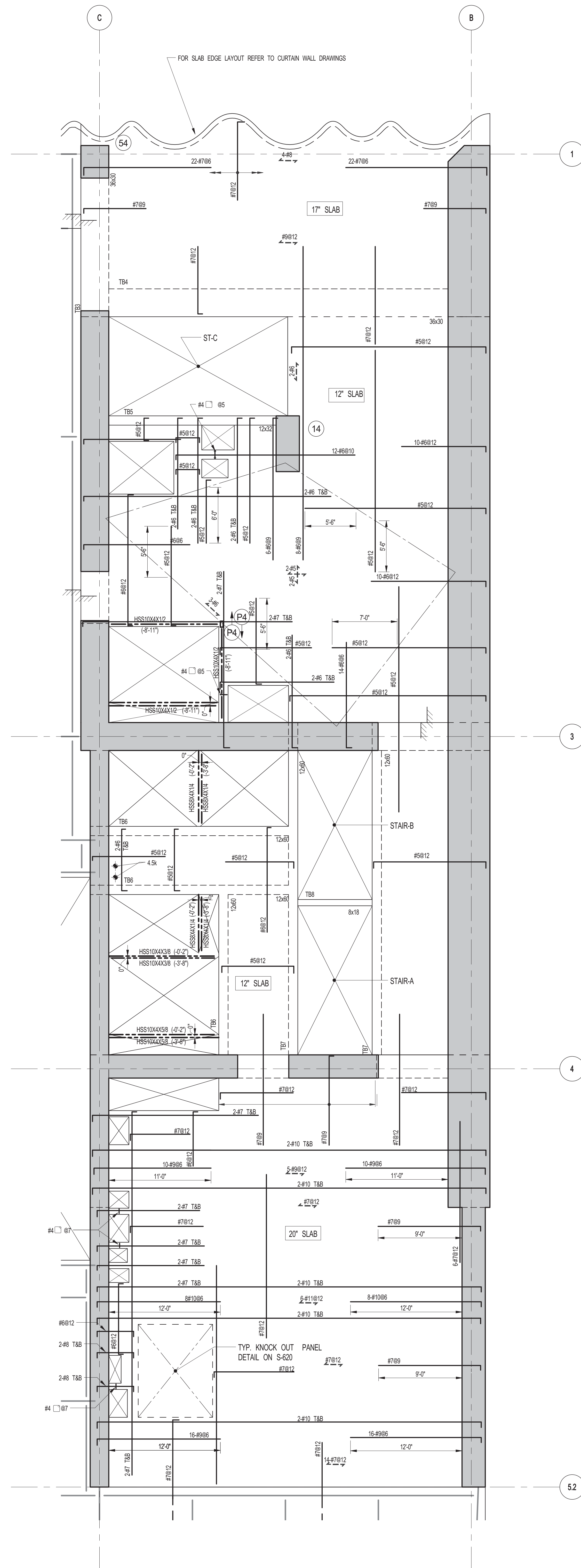
CONSULTANT: **WSP**
228 East 45th Street
New York, NY 10017
(212) 687-9885
www.wspgroup.com/usa

PROJECT: **217 WEST 57TH STREET**
NEW YORK, NY

DRAWING TITLE: **3RD FLOOR - FRAMING PLAN**

	DATE: 03-31-2014	
	PROJECT NO: 2012185	
	DRAWN: CADDO	REV: 18
	CHK: YE	SCALE: 1/8" = 1'-0"
	DWG NO: S-130.00	
DOB PAGE No: 20 of 30X		

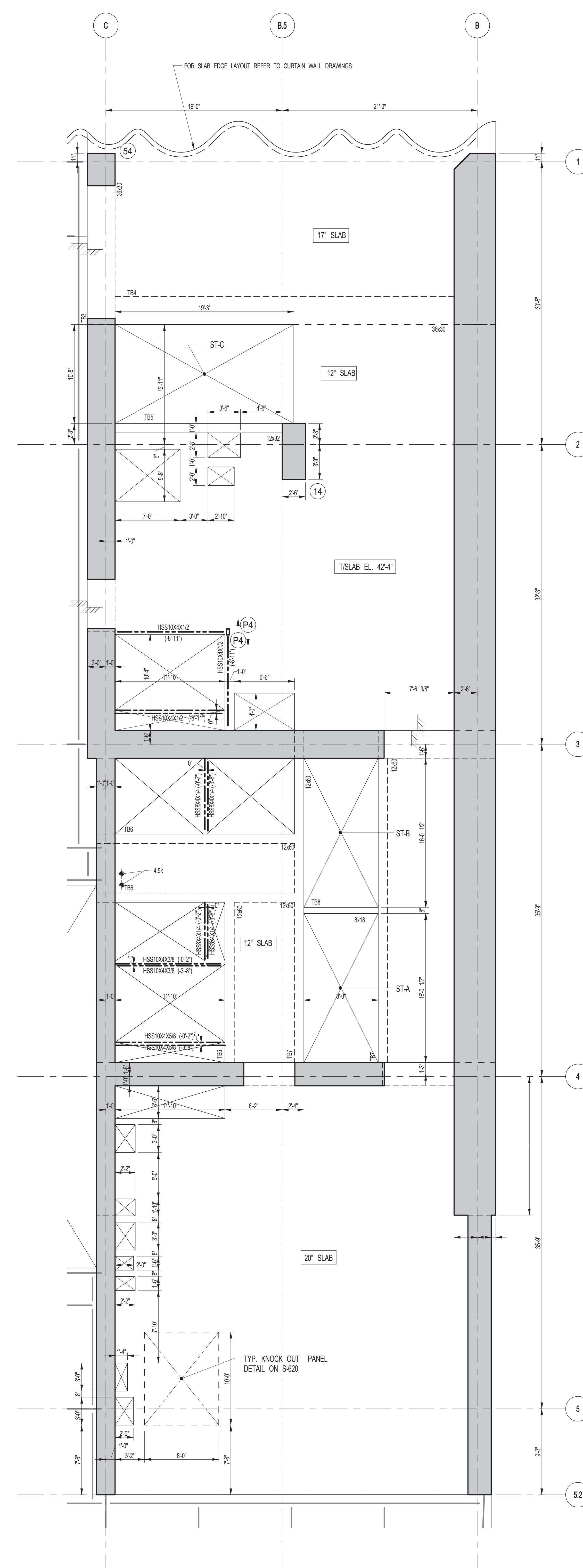
Damian Titus
Buildings
APPROVED
Under Directive 2 of 1975
Date: 07/09/2015
NYC Development Hub



1 3RD FLOOR FRAMING PLAN
S-131 SCALE: 3/16" = 1'-0"

NOTES:

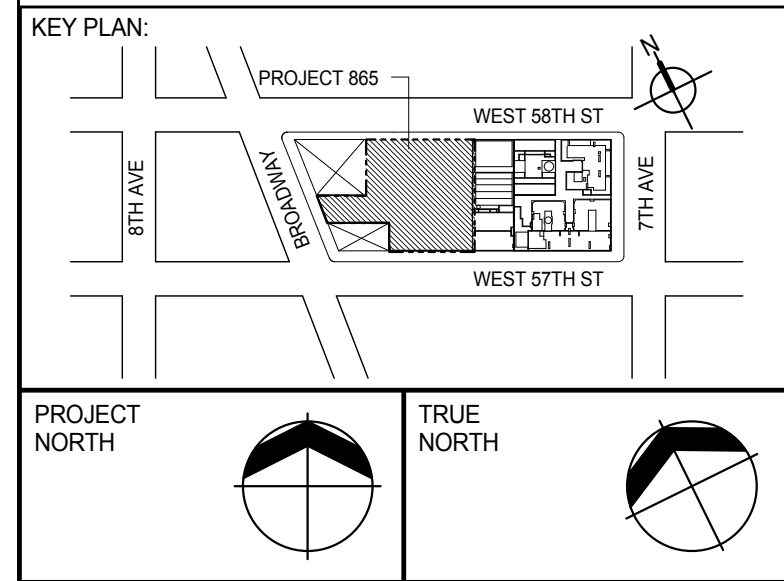
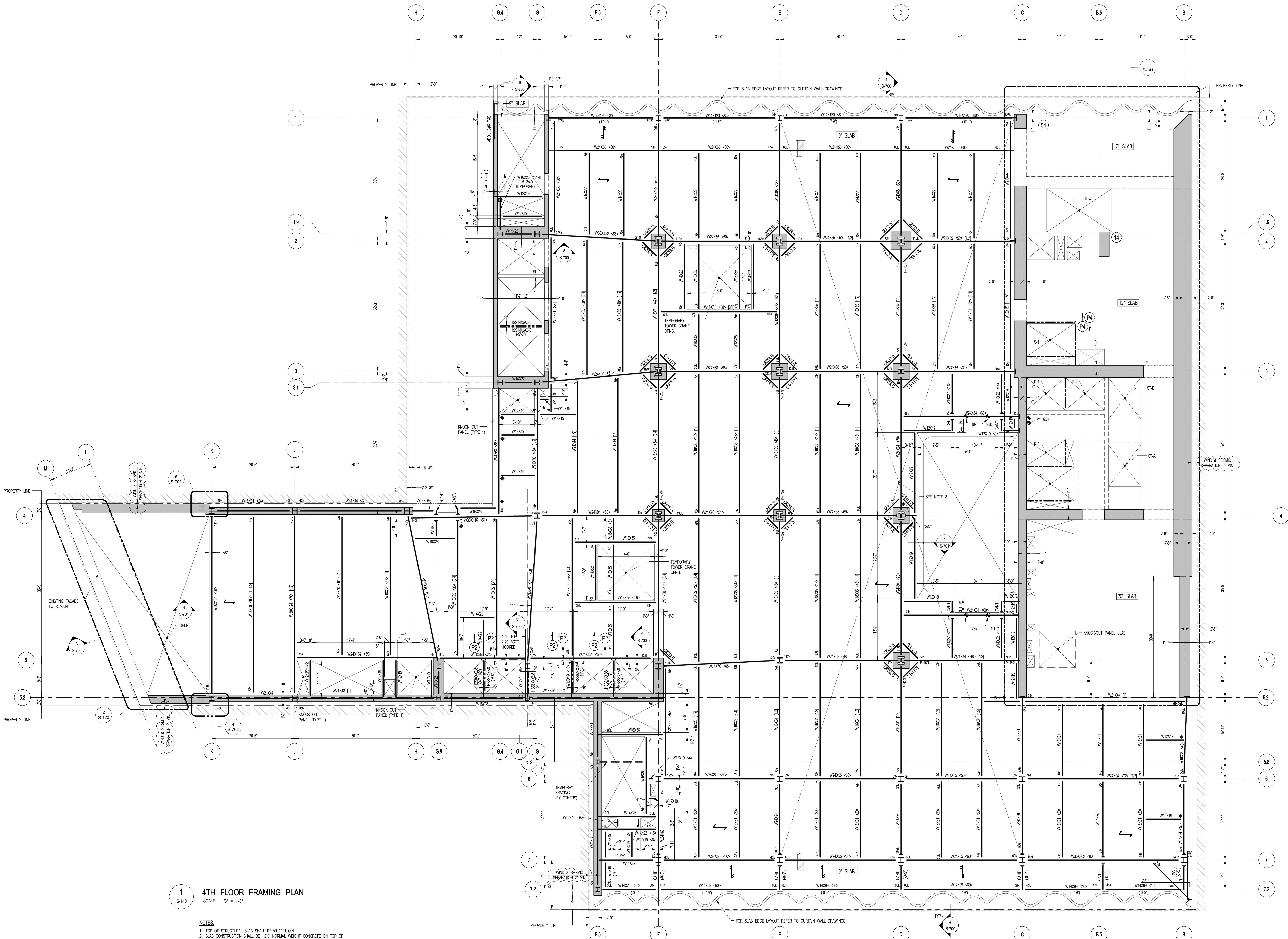
1. FOR T/S LAB ELEVATION SEE S-130.
2. CONCRETE SLAB SHALL BE 20" THICK U.O.N. THUS ... ON PLAN.
3. CONCRETE STRENGTH f_c OF SLAB SHALL BE 10,000 psi.
4. BOTTOM REINFORCEMENT TO BE: #8@12 E.W. CONT. FOR 17' & 20' SLAB
#5@12 E.W. CONT. FOR 12' SLAB.
5. FOR BALANCE OF INFORMATION SEE DRAWING S-001.



2 3RD FLOOR GENERAL ARRANGEMENT PLAN
S-131 SCALE: 3/16" = 1'-0"

NOTES:
1. FOR SLAB INFORMATION SEE CORRESPONDING FRAMING PLAN

[illegible]



DEVELOPER:
EXTELL DEVELOPMENT COMPANY
805 THIRD AVENUE, 7TH FLOOR
NEW YORK, NY 10022 USA
TEL: 212 712 6000 FAX: 212 712 6100

DESIGN ARCHITECT: Base Building Shell & Core
ADRIAN SMITH + GORDON GILL ARCHITECTURE
111 WEST MONROE STREET SUITE 2300
CHICAGO, IL 60603
TEL: 312 920 1888 FAX: 312 920 1775

INTERIOR DESIGNER: Residential
Rottet Architecture and Design Studio, PLLC
288 Fifth Ave, 7th Floor
New York, NY 10001
TEL: 646 989 7000 FAX:

ARCHITECT OF RECORD: Base Building Shell, Core & Residential
AJAJ ARCHITECTS, P.C.
401 Wellington St. W., 3rd Floor
Toronto, ON M5V 1E7 Canada
TEL: 416 967 1500 FAX: 416 967 7150

STRUCTURAL ENGINEERS:
WSP
228 EAST 45th Street
New York, NY 10017 USA
TEL: 212 687 8885 FAX: 646 487 5501

MEP ENGINEERS:
AKF GROUP
1501 Broadway
New York, NY 10036 USA
TEL: 212 354 5656 FAX: 212 354 5668

GEOTECHNICAL ENGINEERS:
Langan Engineering & Environmental Services
21 Penn Plaza, 360 West 31st Street, 8th Floor
New York, NY 10001-2727
TEL: 212 479 5400 FAX: 212 479 5444

CODE CONSULTANTS:
Construction Consulting Associates
100 Church Street
New York, NY 10007
TEL: 212 385 6181 FAX: 212 385 1911

CURTAINWALL CONSULTANT:
AJLP Consulting
40 Worth Street, Suite 826
New York, NY 10013
TEL: 212 757 5559 FAX: 646 219 8508

LANDMARK/PRESERVATION CONSULTANT:
Jan Hird Pokorny Associates, Inc.
39 West 57th Street, 12A
New York, NY 10019
TEL: 212 759 6452 FAX: 212 759 0540

No.	DESCRIPTION	DATE
1	SCHEMATIC DESIGN	03-31-2014
2	ISSUED FOR SCHEMATIC DESIGN	04-04-2014
3	STEEL BID PACKAGE	05-22-2014
4	SUPERSTRUCTURE CONCRETE BID	06-02-2014
5	DESIGN DEVELOPMENT	07-01-2014
6	ISSUED FOR DESIGN DEVELOPMENT	07-31-2014
7	STRUCTURAL STEEL BID	08-15-2014
8	STRUCTURAL STEEL BID-ADDENDUM	10-01-2014
9	CD PROGRESS ISSUE 1	10-15-2014
10	ISSUED FOR CONSTRUCTION UP TO 5TH FLOOR ONLY	11-07-2014
11	ISSUED FOR CONSTRUCTION UP TO 7TH FLOOR ONLY	11-14-2014
12	DOB SUBMISSION	12-19-2014
13	CD PROGRESS ISSUE-2	12-19-2014
14	ISSUED FOR 8TH FLOOR MILL ORDER- PHASE 1	01-14-2015
15	CD UPDATE ISSUE	02-10-2015
16	CONSTRUCTION DOCUMENTS ISSUE 3	03-09-2015
17	PROGRESS CD	05-08-2015
18	DOB SUBMISSION	05-19-2015

Discrepancies must be reported immediately to the Architect before proceeding. Only figured dimensions are to be used. Contractors must check all dimensions on site. This drawing is protected by copyright.

ALL DIMENSIONS ARE SHOWN IN IMPERIAL.

CONSULTANT:
WSP
228 East 45th Street
New York, NY 10017
(212) 687-8885
www.wsgroup.com/usa

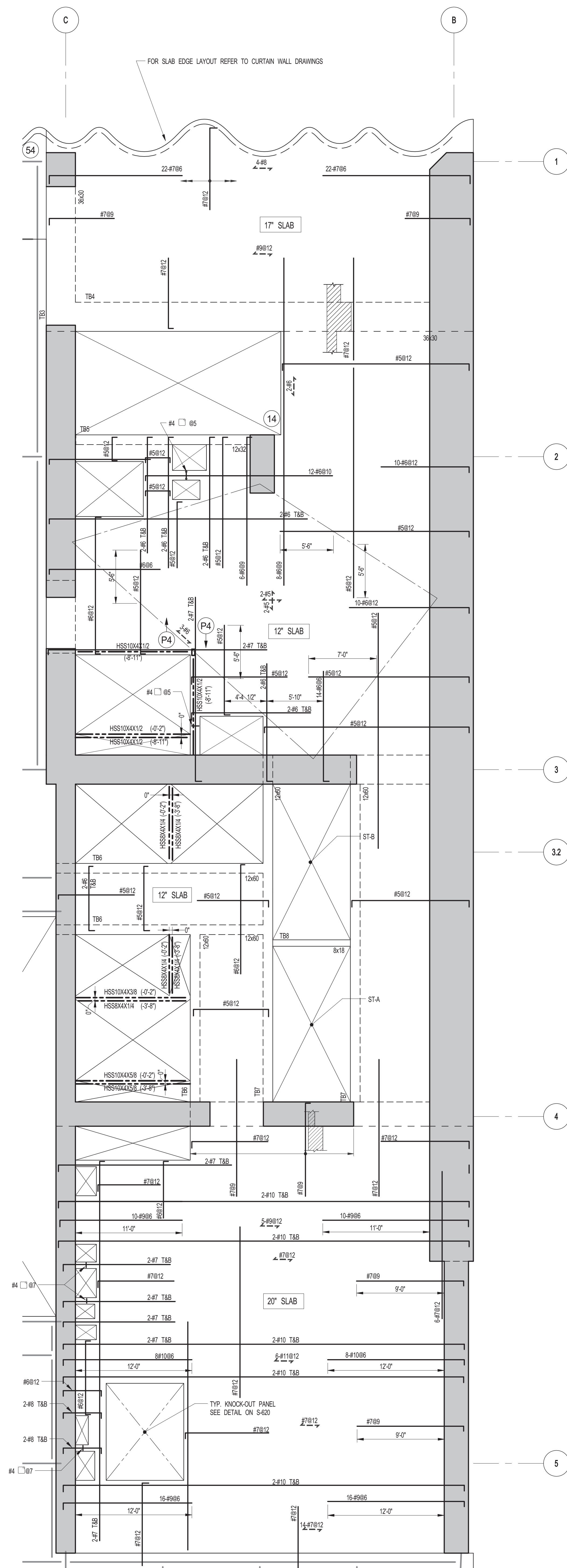
PROJECT:
**217 WEST 57TH STREET
NEW YORK, NY**

DRAWING TITLE:
4TH FLOOR - FRAMING PLAN

SEAL & SIGNATURE: DATE: 03-31-2014
PROJECT No: 2012185
DRAWN: CAD REV: **18**
CHK: YE
SCALE: 1/8" = 1'-0"
DWG No: **S-140.00**

DOB EMPLOYEE STAMP: DOB PAGE No: 21 OF 30X DOB S-SCAN:

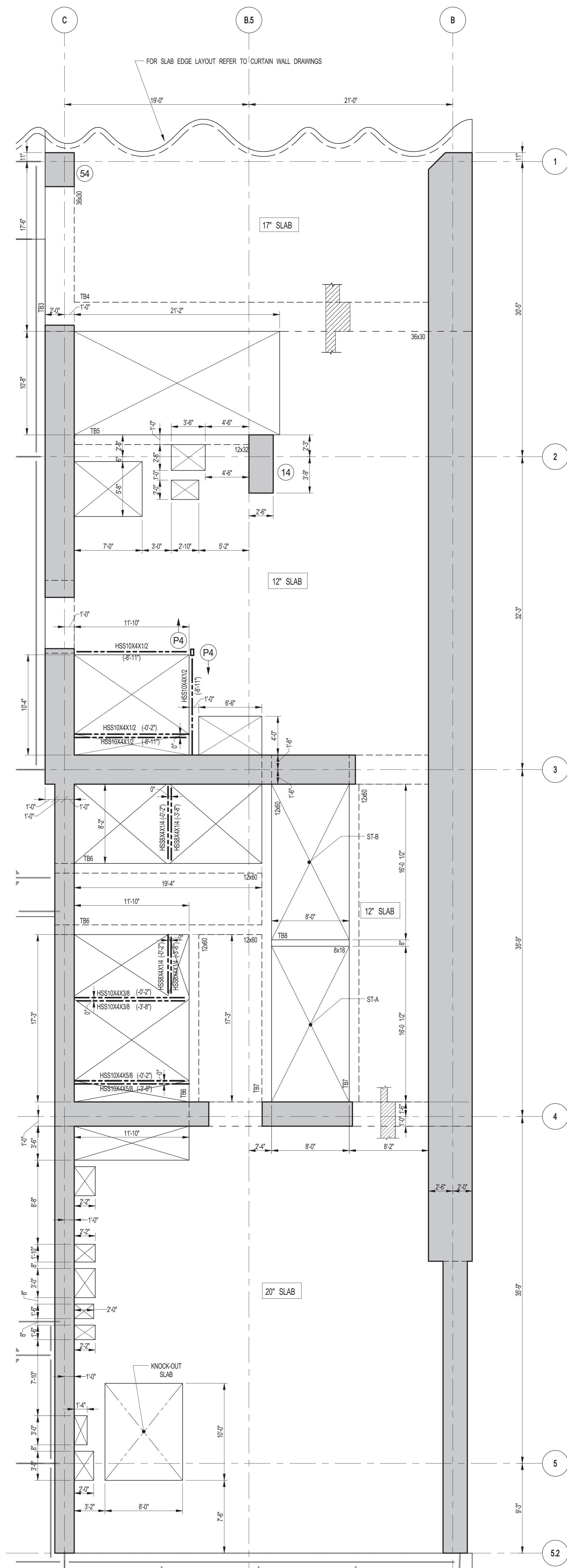
Damian Titus
Buildings
APPROVED
Under Directive 2 of 1975
Date: 07/09/2015
NYC Development Hub



1 4TH FLOOR FRAMING PLAN
S-141 SCALE: 3/16" = 1'-0"

NOTES:

1. FOR TISLAB ELEVATION SEE S-140
2. CONCRETE SLAB SHALL BE 20" THICK U.O.N. THUS ... ON PLAN
3. CONCRETE STRENGTH f_c OF SLAB SHALL BE 10,000 psi.
4. BOTTOM REINFORCEMENT TO BE: #8/12 E.W. CONT. FOR 17" & 20" SLAB
#5/12 E.W. CONT. FOR 12" SLAB.
5. FOR BALANCE OF INFORMATION SEE DRAWING S-001




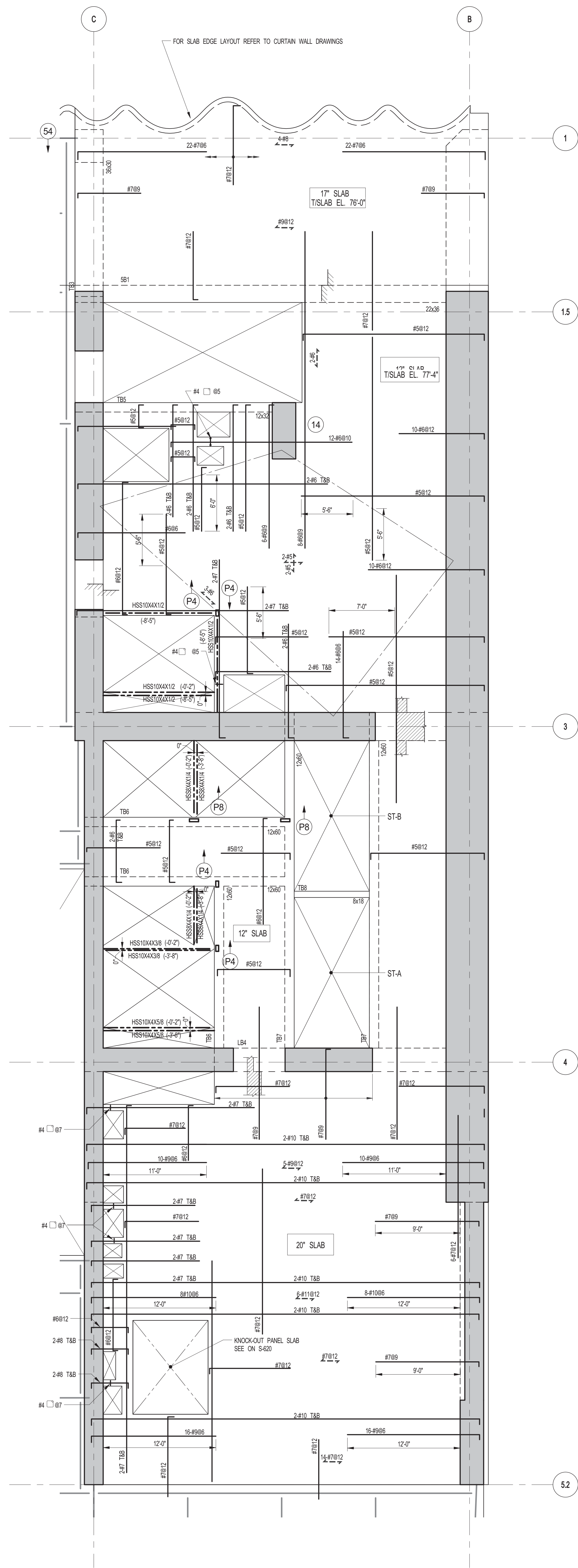
2 4TH FLOOR GENERAL ARRANGEMENT PLAN
S-141 SCALE: 3/16" = 1'-0"

NOTES:
1. FOR SLAB INFORMATION SEE CORRESPONDING FRAMING PLAN

[illegible]

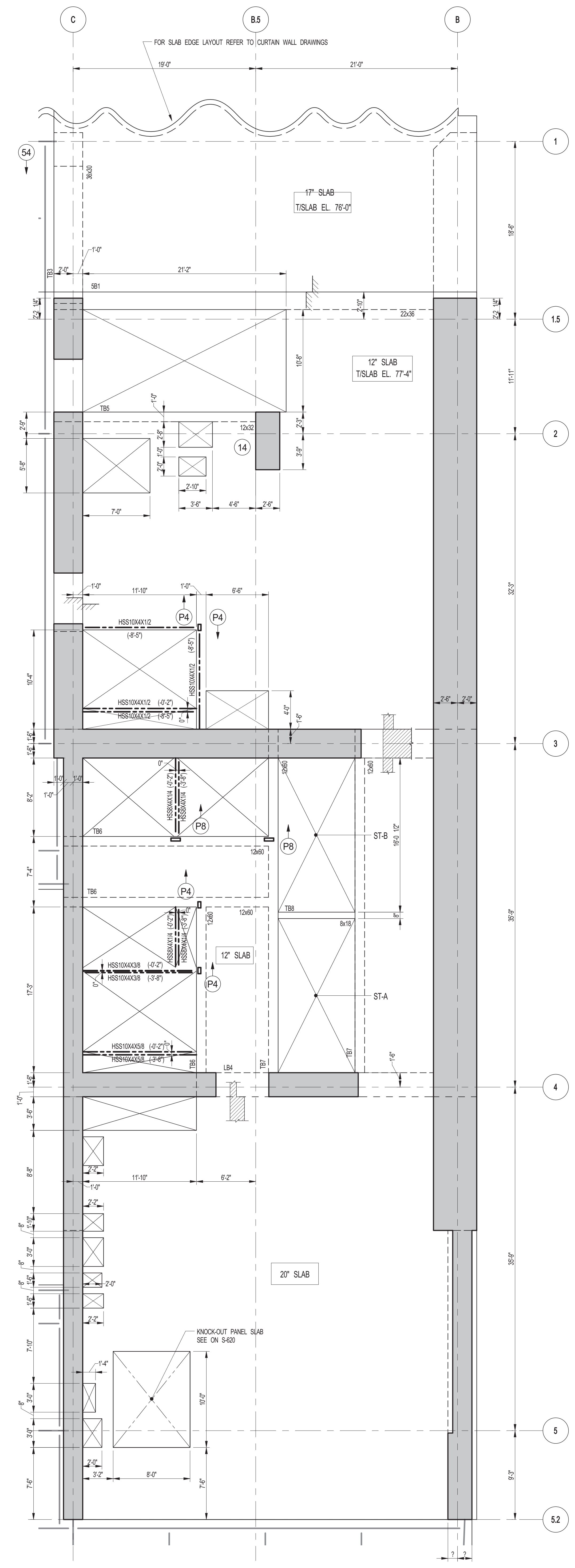
TYPE 1

Damian Titus

Buildings
APPROVED
Under Directive 2 of 1975
Date: 07/09/2015:
NYC Development Hub



1 5TH FLOOR FRAMING PLAN
SCALE: 3/16" = 1'-0"

- NOTES:**
1. FOR TSLAB ELEVATION SEE S-150.
 2. CONCRETE SLAB SHAL BE 20" THICK UNLESS OTHERWISE NOTED.
 3. CONCRETE STRENGTH IN OF SLAB SHALL BE 10,000 PSI.
 4. BOTTOM REINFORCEMENT TO BE #8@12 E.W. CONT. FOR 17' & 20' SLAB.
 5. FOR BALANCE OF INFORMATION SEE DRAWING S-401.



2 5TH FLOOR GENERAL ARRANGEMENT PLAN
SCALE: 3/16" = 1'-0"

1. FOR SLAB INFORMATION SEE CORRESPONDING FRAMING PLAN

KEY PLAN:

PROJECT NORTH:

DEVELOPER:
EXTELL DEVELOPMENT COMPANY
805 THIRD AVENUE, 7TH FLOOR
NEW YORK, NY 10022 USA
TEL: 212 712 6000 FAX: 212 712 6100

DESIGN ARCHITECT: Base Building Shell & Core
ADRIAN SMITH + GORDON GILL ARCHITECTURE
111 WEST MONROE STREET SUITE 2300
CHICAGO, IL 60603
TEL: 312 920 1888 FAX: 312 920 1775

INTERIOR DESIGNER: Residential
Rottet Architecture and Design Studio, PLLC
208 Fifth Ave, 7th Floor
New York, NY 10001
TEL: 646 998 7000 FAX:

ARCHITECT OF RECORD: Base Building Shell, Core, & Residential
AJA ARCHITECTS, P.C.
401 Wellington St. W., 3rd Floor
Toronto, ON M5V 1E7 Canada
TEL: 416 967 1500 FAX: 416 967 7150

STRUCTURAL ENGINEERS:
WSP
228 East 45th Street
New York, NY 10017 USA
TEL: 212 697 8885 FAX: 646 487 5501

MEP ENGINEERS:
AKF GROUP
1501 Broadway
New York, NY 10036 USA
TEL: 212 354 5656 FAX: 212 354 5668

GEOTECHNICAL ENGINEERS:
Langan Engineering & Environmental Services
21 Penn Plaza - 360 West 31st Street, 8th Floor
New York, NY 10001-2727
TEL: 212 479 5400 FAX: 212 479 5444

CODE CONSULTANTS:
Construction Consulting Associates
100 Church Street
New York, NY 10007
TEL: 212 385 1512 FAX: 212 385 1911

CURTAINWALL CONSULTANT:
AJLP Consulting
40 Worth Street, Suite 826
New York, NY 10013
TEL: 212 757 6559 FAX: 646 219 8508

LANDMARK/PRESERVATION CONSULTANT:
Jan Hird Pokorny Associates, Inc.
39 West 57th Street, 12A
New York, NY 10019
TEL: 212 759 6452 FAX: 212 759 6540

No.	DESCRIPTION	DATE
1	ISSUED FOR CONSTRUCTION UP TO 5TH FLOOR ONLY	11-07-2014
2	ISSUED FOR CONSTRUCTION UP TO 7TH FLOOR ONLY	11-14-2014
3	DOB SUBMISSION	12-19-2014

DOB SUBMISSION

Discrepancies must be reported immediately to the Architect before proceeding. Only figured dimensions are to be used. Contractors must check all dimensions on site. This drawing is protected by copyright.

ALL DIMENSIONS ARE SHOWN IN IMPERIAL.

CONSULTANT:

WSP 228 East 45th Street
New York, NY 10017
(212) 697-8885
www.wspgroup.com/usa

PROJECT:

217 WEST 57TH STREET
NEW YORK, NY

DRAWING TITLE:

5TH FLOOR - PART GENERAL ARRANGEMENT AND REINFORCING PLAN

SEAL & SIGNATURE:

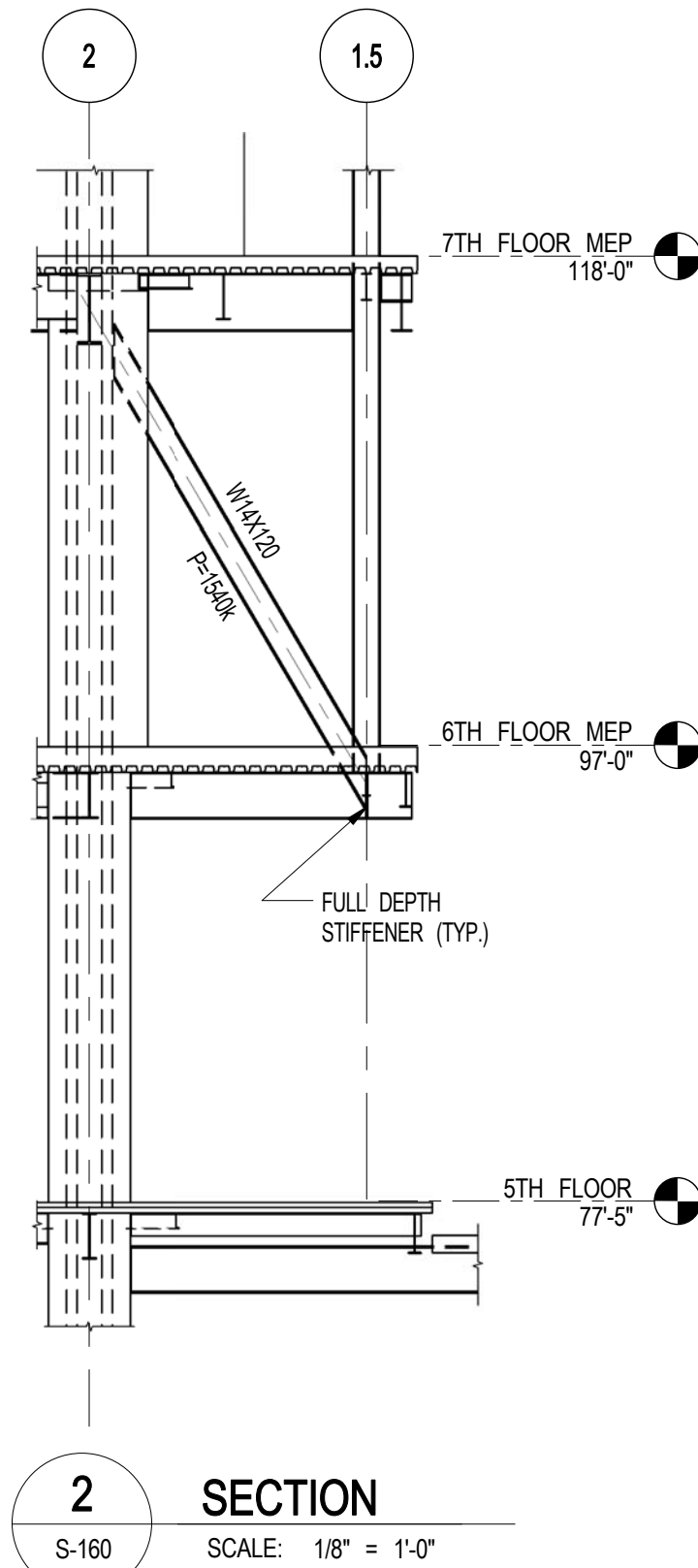
DATE: XX-XX-XX
PROJECT No: 2012185
DRAWN: CADDO
CHK: YE
SCALE: As indicated
DWG No: **S-151.00**

DOB PAGE No: 30 OF 118

DOB EMPLOYEE STAMP:

DOB 5-SCAN:

Damian Titus
Buildings
APPROVED
Under Directive 2 of 1975
Date: 07/09/2015
NYC Development Hub



SCALE: 1/8" = 1'-0"

TOP OF STRUCTURAL SLAB SHALL BE 10" NORMAL WEIGHT CONCRETE ON TOP OF 3" DEEP 16# (F=60KSI) COMPOSITE GALVANIZED METAL DECK (TOTAL SLAB DEPTH= 13"). REINFORCE WITH #6@12 T.B.W. (CONCRETE F=4000PSI AT 28 DAYS UON).

2. SLAB CONNECTION TO BE 15" DEEP. TOP OF SLAB ELEVATION TO BE 1' UON THIS L. ON INDICATING DISTANCE ABOVE OR BELOW TOP OF SLAB ELEVATION.

3. STOLS SHALL BE 1/8" X 4' LONG. ALL STEEL BEAMS SHALL HAVE MIN. 1 STUDT UON THIS L. > ON PLANE.

4. FOR BEAM REACTIONS NOT SHOWN USE A MINIMUM OF 5 KIPS FOR BEAMS LESS THAN 4 FEET LONG.

5. WHERE NOTED, WALLS EXISTING AT THIS LEVEL SHALL BE FOUNDED IN UON.

6. FOR BEAMS OF NOTES SEE DRAWING S10.

7. BEAMS NOTED TO BE 16" AND 18" UON 12/16 STDS PER FOOT ALONG LINE F.

8. ALL UON CONNECTIONS SHALL BE 16" DEEP. UON SHALL BE #10X16 AND GIRDERS (SUPPORTING OTHER MEMBERS) #10X14 AT EACH END UON. IN ADDITION TO ALL OTHER LOADS.

9. WHERE NOTED ON PLAN SLAB REINFORCEMENT SHALL BE #10@12 T.B.W. E.W.

10. WHERE NOTED ON PLAN SLAB REINFORCEMENT SHALL BE #10@12 T.B.W. AND GIRDERS (SUPPORTING OTHER MEMBERS) #10X14 AT EACH END UON. IN ADDITION TO ALL OTHER LOADS.

11. WHERE NOTED ON PLAN SLAB REINFORCEMENT SHALL BE #10@12 T.B.W. E.W.

12. WHERE NOTED PROVIDE 8 STUDTS. ALL AROUND.




13. INDICATES 2" FIBERED CONCRETE SLAB F=4000PSI REINFORCED WITH#6@12 T.B.W. E.W.

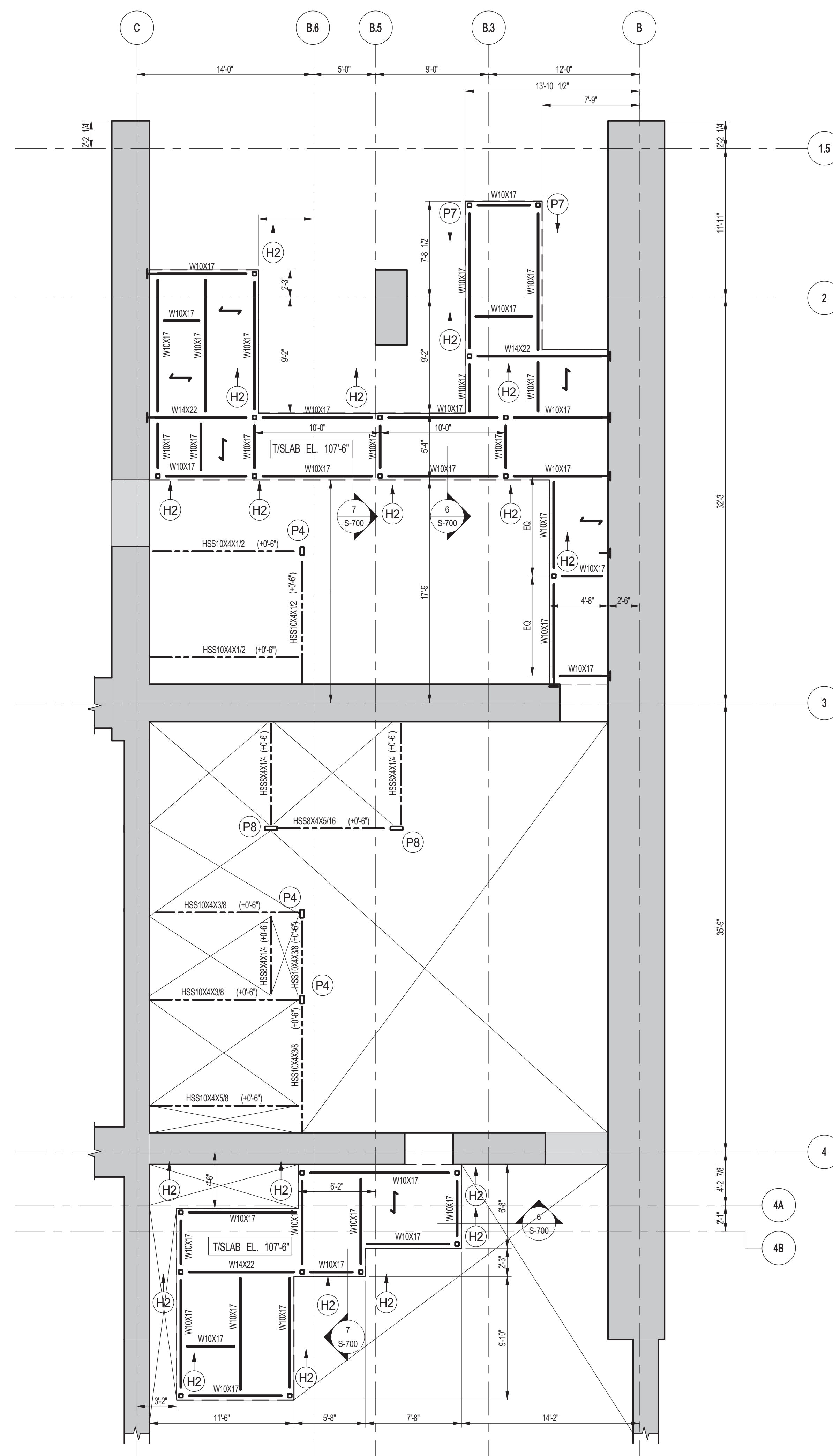
4-47

14. FOR BEAMS OF NOTES SEE DRAWING S10.

15. BEAMS WITH OR CROSSING TOWER CRANE OPENING SHALL BE INSTALLED AFTER CRANE IS REMOVED.

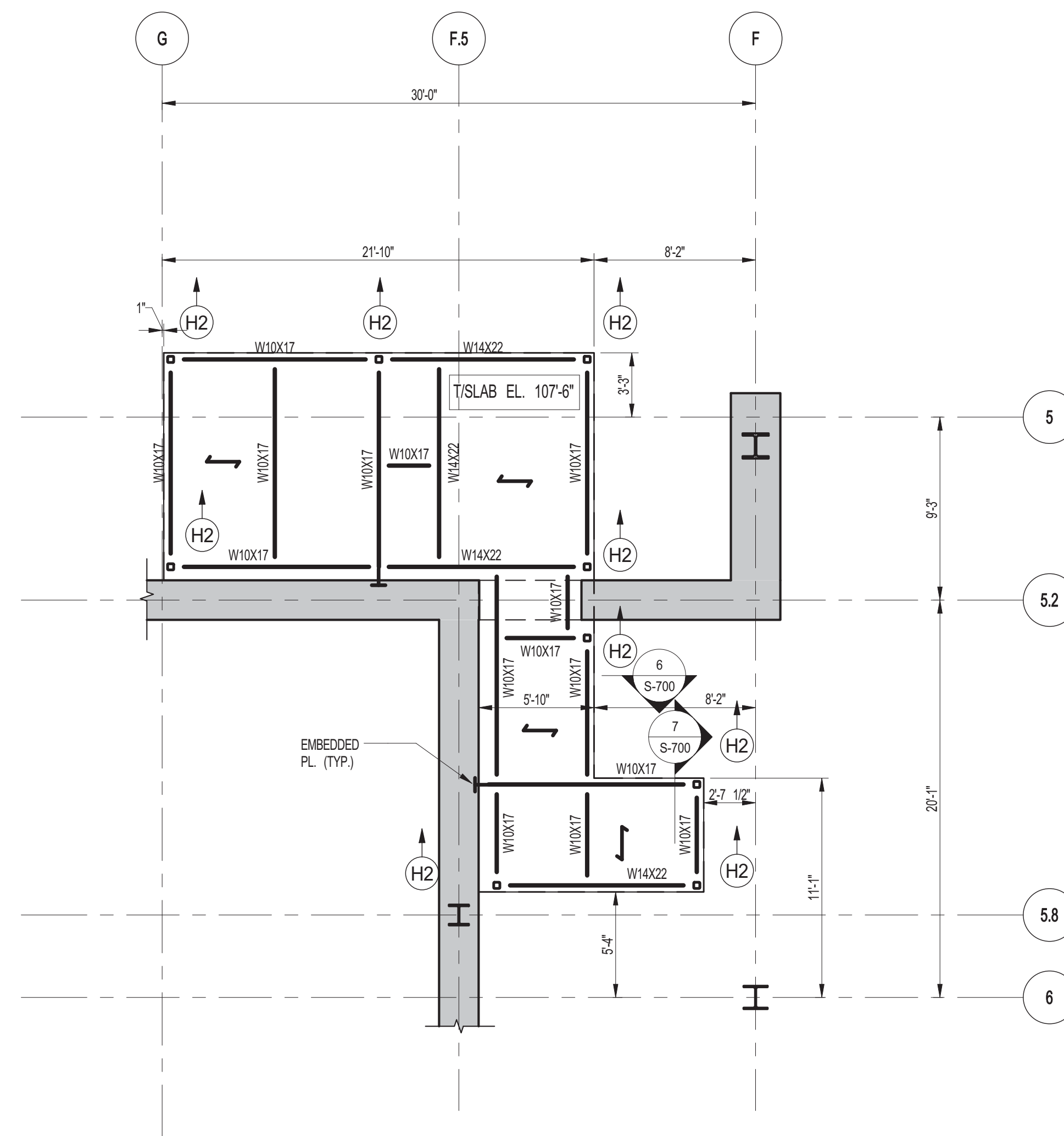
6TH FLOOR BEAM SCHEDULE									
BEAM MARK	SIZE (WxD) (IN.)	REINFORCEMENT			STIRRUPS			REMARKS	
		BOTTOM CONTINUOUS	TOP CONTINUOUS	TOP ADD'L BARS AT SUPPORT	TYPE	SIZE	SPACING		
#B1	14x20	4-#11	2-#8		1	#3	@12"	24x15.5 F F HO1012	

		
KEY PLAN: 		
PROJECT NORTH  TRUE NORTH 		
DEVELOPER: EXTELL DEVELOPMENT COMPANY 805 THIRD AVENUE, 7TH FLOOR New York, NY 10022 USA TEL: 212 712-6000 FAX: 212 712 6100		
DESIGN ARCHITECT: Base Building Shell & Core ADRIAN SMITH + GORDON GILL ARCHITECTURE 111 WEST MONROE STREET SUITE 2300 CHICAGO IL 60603 TEL: 312 520 1988 FAX: 312 920 1775		
INTERIOR DESIGNER: Residential Rotter Architecture and Design Studio, PLLC 208 Fifth Ave, 7th Floor New York, NY 10001 TEL: 646 698 7000 FAX:		
ARCHITECT OF RECORD: Base Building Shell, Core, & Residential AEI ARCHITECTS, P.C. 401 Wellington St. W., 3rd Floor Toronto, ON M5V 1E7 Canada TEL: 416 967 1500 FAX: 416 967 7150		
STRUCTURAL ENGINEERS: WSP 228 East 45th Street New York, NY 10017 USA TEL: 212 687 8686 FAX: 646 487 5501		
MEP ENGINEERS: AKF GROUP 1501 Broadway New York, NY 10036 USA TEL: 212 354 6226 FAX: 212 354 5668		
GEOTECHNICAL ENGINEERS: Langan Engineering & Environmental Services 21 Penn Plaza - 380 West 31st Street, 8th Floor New York, NY 10001-3727 TEL: 212 479 5400 FAX: 212 479 5444		
CODE CONSULTANTS: Construction Consulting Associates 100 Church Street New York, NY 10007 TEL: 212 385 1818 FAX: 212 385 1911		
CURTAINWALL CONSULTANT: A.L.P. Consulting 40 Worth Street, Suite 828 New York, NY 10013 TEL: 212 757 8559 FAX: 646 219 8508		
LANDMARK/PRESERVATION CONSULTANT: Jan Hild Potomay Associates, Inc. 39 West 37th Street, 12A New York, NY 10018 TEL: 212 759 6842 FAX: 212 759 6540		
No.	DESCRIPTION	DATE
1	SCHEMATIC DESIGN	03-31-2014
2	ISSUED FOR SCHEMATIC DESIGN	04-04-2014
3	STEEL BID PACKAGE	05-22-2014
4	SUPERSTRUCTURE CONCRETE BID	06-02-2014
5	DESIGN DEVELOPMENT	07-01-2014
6	ISSUED FOR DESIGN DEVELOPMENT	07-31-2014
7	STRUCTURAL STEEL BID	09-15-2014
8	STRUCTURAL STEEL BID-ADDENDUM	10-01-2014
9	CD PROGRESS ISSUE 1	10-15-2014
10	ISSUED FOR CONSTRUCTION UP TO 7TH FLOOR ONLY	11-14-2014
11	DOB SUBMISSION	12-19-2014
12	CD PROGRESS ISSUE 2	12-19-2014
13	ISSUED FOR 8TH FLOOR MILL ORDER- PHASE 1	01-14-2015
14	CD UPDATE ISSUE	02-10-2015
15	CONSTRUCTION DOCUMENTS (ISSUE 3)	03-09-2015
16	CD PROGRESS CD	05-08-2015
17	DOB SUBMISSION	05-19-2015
Discrepancies must be reported immediately to the Architect before proceeding. Only figured dimensions are to be used. Contractors must check all dimensions on site. This drawing is protected by copyright. ALL DIMENSIONS ARE SHOWN IN IMPERIAL.		
CONSULTANT:  WSP 228 East 45th Street New York, NY 10017 (212) 687-8686 www.wspgroup.com/usa		
PROJECT: <div style="border: 1px solid black; padding: 5px; text-align: center;"> 217 WEST 57TH STREET NEW YORK, NY </div>		
DRAWING TITLE: <div style="border: 1px solid black; padding: 5px; text-align: center;"> 6TH FLOOR - FRAMING PLAN </div>		
SEAL & SIGNATURE: 	DATE: 03-31-2014 PROJECT NO: 2012185 DRAWING CAD: REV: <div style="border: 1px solid black; padding: 5px; text-align: center; font-size: 24px; font-weight: bold;">17</div> SCALE: 1/8" = 1'-0" S-160.00 DOB PAGE NO: 23 of XXX	
DOB EMPLOYEE STAMP: 	DOB B-SCAN:	



1 6TH FLOOR STAIR A & B TRANSFER PART PLAN
S-161 SCALE: 3/16" = 1'-0"

- NOTES:**
1. TOP OF STRUCTURAL SLAB SHALL BE AS INDICATED ON PLAN.
 2. SLAB CONSTRUCTION SHALL BE 2" / 50' NORMAL WEIGHT CONCRETE ON TOP OF 3" DEEP 194 (40#) K50 COMPOSITE GALVANIZED METAL DECK (TOTAL SLAB DEPTH= 5 1/2" REINFORCED WITH 4#x22.5M29.2 WVF CONCRETE 30#x40dops AT 18" ON UOIN).
 3. TOP OF SLAB SHALL BE 5' / 50' BELOW TOP OF SLAB ELEVATION SPECIFIED IN NOTE 1. UOIN THIS (+/-) INDICATING DISTANCE ABOVE OR BELOW TOP OF SLAB ELEVATION.
 4. STUITS SHALL BE 7/8" x 5' LONG. ALL STEEL BEAMS SHALL HAVE MIN. 1 STIFF. UOIN THIS < 2' ON UOIN.
 5. FOR ALL BEAM REAKTIONS, DO NOT SHOW USE A MINIMUM OF 30 KPS FOR BEAMS LESS THAN 15 FEET LONG.
 6. FOR BALANCE OF NOTES SEE DRAWING S-001.



2 6TH FLOOR STAIR D TRANSFER PART PLAN
S-161 SCALE: 3/16" = 1'-0"

NOTE:
FOR NOTES SEE 1/S-161

NOTE:
FOR NOTES SEE 1/S-161

NOTE:
FOR NOTES SEE 1/S-161

[illegible]

DOB SUBMISSION

Discrepancies must be reported immediately to the Architect before proceeding. Only figured dimensions are to be used. Contractors must check all dimensions on site. This drawing is protected by copyright.

ALL DIMENSIONS ARE SHOWN IN IMPERIAL

CONSULTANT



228 East 45th Street
New York, NY 10017
(212) 687-9888
www.wspgroup.com/usa

PROJECT

217 WEST 57TH STREET
NEW YORK, NY

DRAWING TITLE

6TH FLOOR - FRAMING PART PLANS

SEAL & SIGNATURE

DATE:	09-15-2014
-------	------------

PROJECT No:

DRAWN: CADD

CHK:	YE
------	----

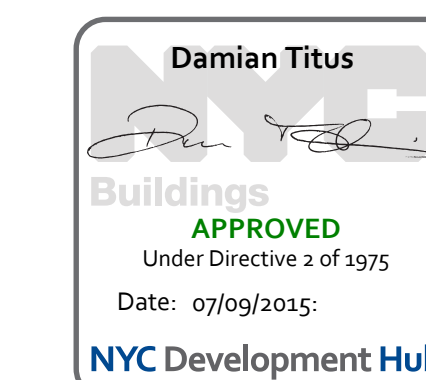
SCALE: 3/16" = 1'-0"

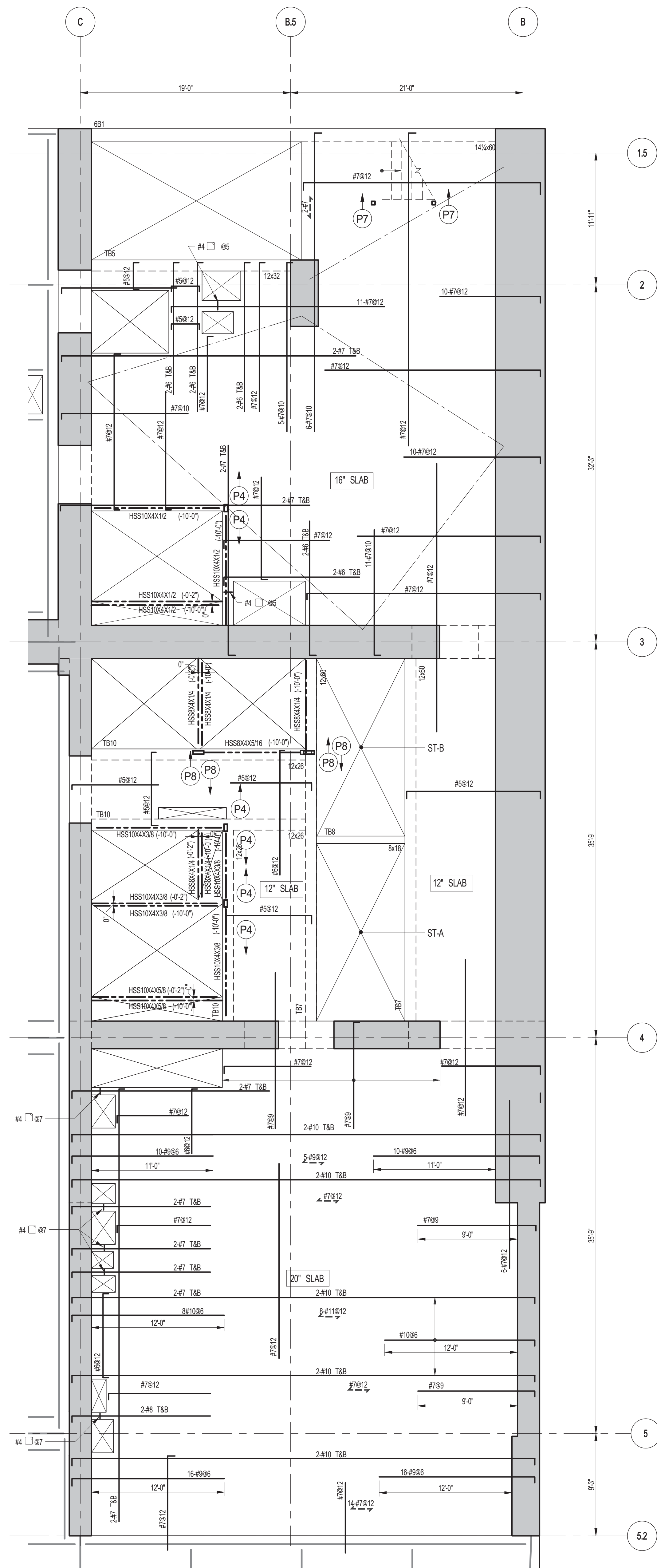
DWG No: **2-121-22**

S-161.00

DOB EMPLOYEE STAMP:

32 OF 118

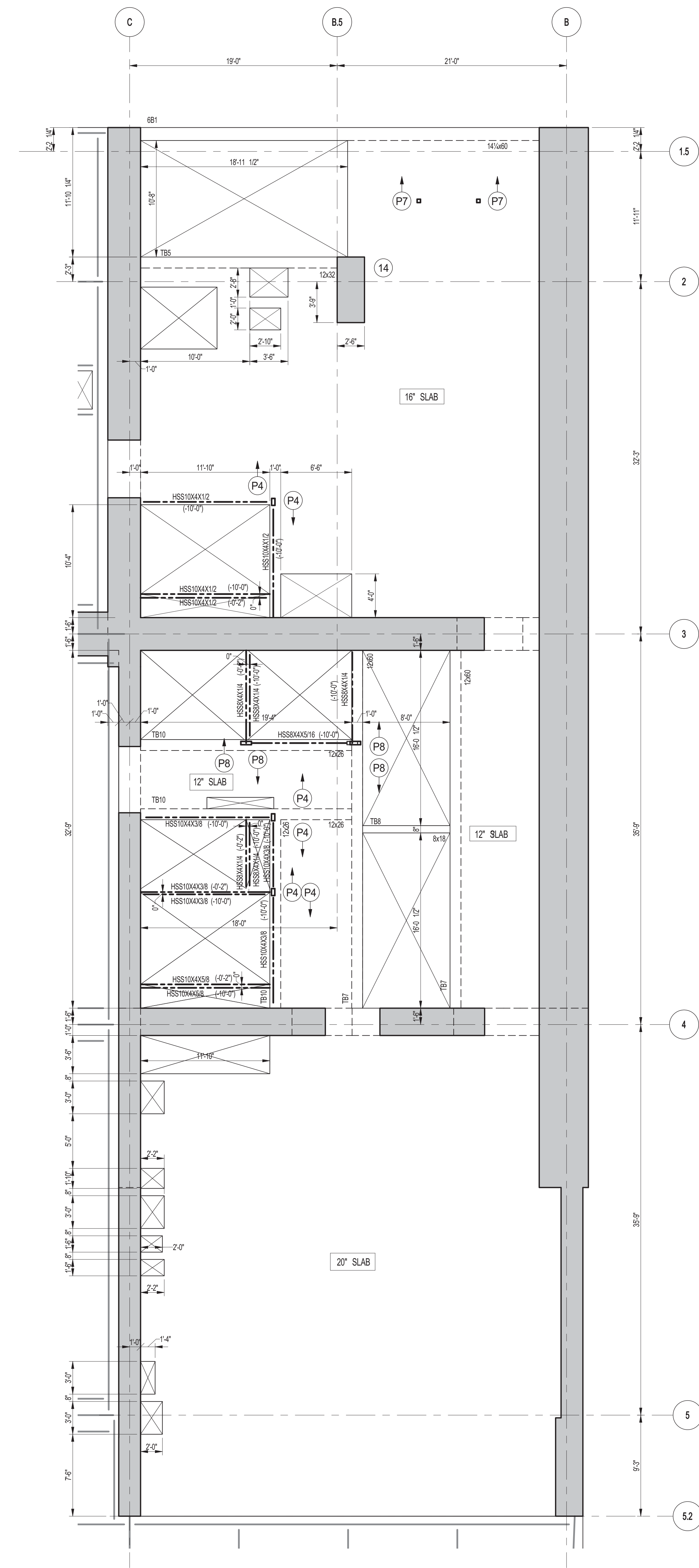
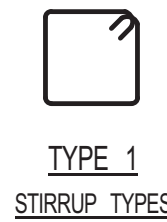




1 6TH FLOOR FRAMING PLAN
 S-162 SCALE: 3/16" = 1'-0"

- NOTES:**
1. FOR SLAB ELEVATION SEE S-160.
 2. CONCRETE SLAB SHALL BE 2" THICK (1.0N THIS ... ON PLAN.
 3. CONCRETE STRENGTH f_c OF SLAB SHALL BE 10,000 psi.
 4. BOTTOM REINFORCEMENT TO BE #8@12 E.W. CONT. FOR 16' & 20' SLAB.
 #8@12 E.W. CONT. FOR 12' SLAB.
 5. FOR BALANCE OF INFORMATION SEE DRAWING S-001.

6TH FLOOR BEAM SCHEDULE									
BEAM MARK	BM SIZE		REINFORCEMENT			STIRRUPS			REMARKS
	WIDTH	DEPTH	BOTTOM CONTINUOUS	TOP	ADD'L BARS AT SUPPORT	TYPE	SIZE	SPACING	
BB1	14 1/4"	8"	4#11	2#8		1"	#4	8 1/2"	4#88 E.F. HORIZ.



2 6TH FLOOR GENERAL ARRANGEMENT PLAN
 S-162 SCALE: 3/16" = 1'-0"

- NOTES:**
1. FOR SLAB INFORMATION SEE CORRESPONDING FRAMING PLAN.

KEY PLAN:

PROJECT NORTH:

DEVELOPER:
EXTELL DEVELOPMENT COMPANY
 805 THIRD AVENUE, 7TH FLOOR
 NEW YORK, NY 10022 USA
 TEL: 212 712 6000 FAX: 212 712 6100

DESIGN ARCHITECT: Base Building Shell & Core
ADRIAN SMITH + GORDON GILL ARCHITECTURE
 111 WEST MONROE STREET SUITE 2300
 CHICAGO, IL 60603
 TEL: 312 920 1888 FAX: 312 920 1775

INTERIOR DESIGNER: Residential
Rottet Architecture and Design Studio, PLLC
 208 Fifth Ave., 7th Floor
 New York, NY 10001
 TEL: 646 998 7000 FAX:

ARCHITECT OF RECORD: Base Building Shell, Core, & Residential
AJA ARCHITECTS, P.C.
 401 Wellington St. W., 3rd Floor
 Toronto, ON M5V 1E7 Canada
 TEL: 416 967 1500 FAX: 416 967 7150

STRUCTURAL ENGINEERS:
WSP
 228 EAST 45th Street
 New York, NY 10017 USA
 TEL: 212 697 8885 FAX: 646 487 5501

MEP ENGINEERS:
AKF GROUP
 1501 Broadway
 New York, NY 10036 USA
 TEL: 212 354 5656 FAX: 212 354 5668

GEOTECHNICAL ENGINEERS:
Langan Engineering & Environmental Services
 21 Penn Plaza - 360 West 31st Street, 8th Floor
 New York, NY 10001-2727
 TEL: 212 479 5400 FAX: 212 479 5444

CODE CONSULTANTS:
Construction Consulting Associates
 100 Church Street
 New York, NY 10007
 TEL: 212 385 1818 FAX: 212 385 1811

CURTAINWALL CONSULTANT:
AJLP Consulting
 40 Worth Street, Suite 826
 New York, NY 10013
 TEL: 212 757 6559 FAX: 646 219 8508

LANDMARK/PRESERVATION CONSULTANT:
Jan Hird Pokorny Associates, Inc.
 39 West 37th Street, 12A
 New York, NY 10018
 TEL: 212 759 6452 FAX: 212 759 6540

No.	DESCRIPTION	DATE
1	ISSUED FOR CONSTRUCTION UP TO 7TH FLOOR ONLY	11-14-2014
2	DOB SUBMISSION	12-19-2014

DOB SUBMISSION

Discrepancies must be reported immediately to the Architect before proceeding. Only figured dimensions are to be used. Contractors must check all dimensions on site. This drawing is protected by copyright.

ALL DIMENSIONS ARE SHOWN IN IMPERIAL.

CONSULTANT:

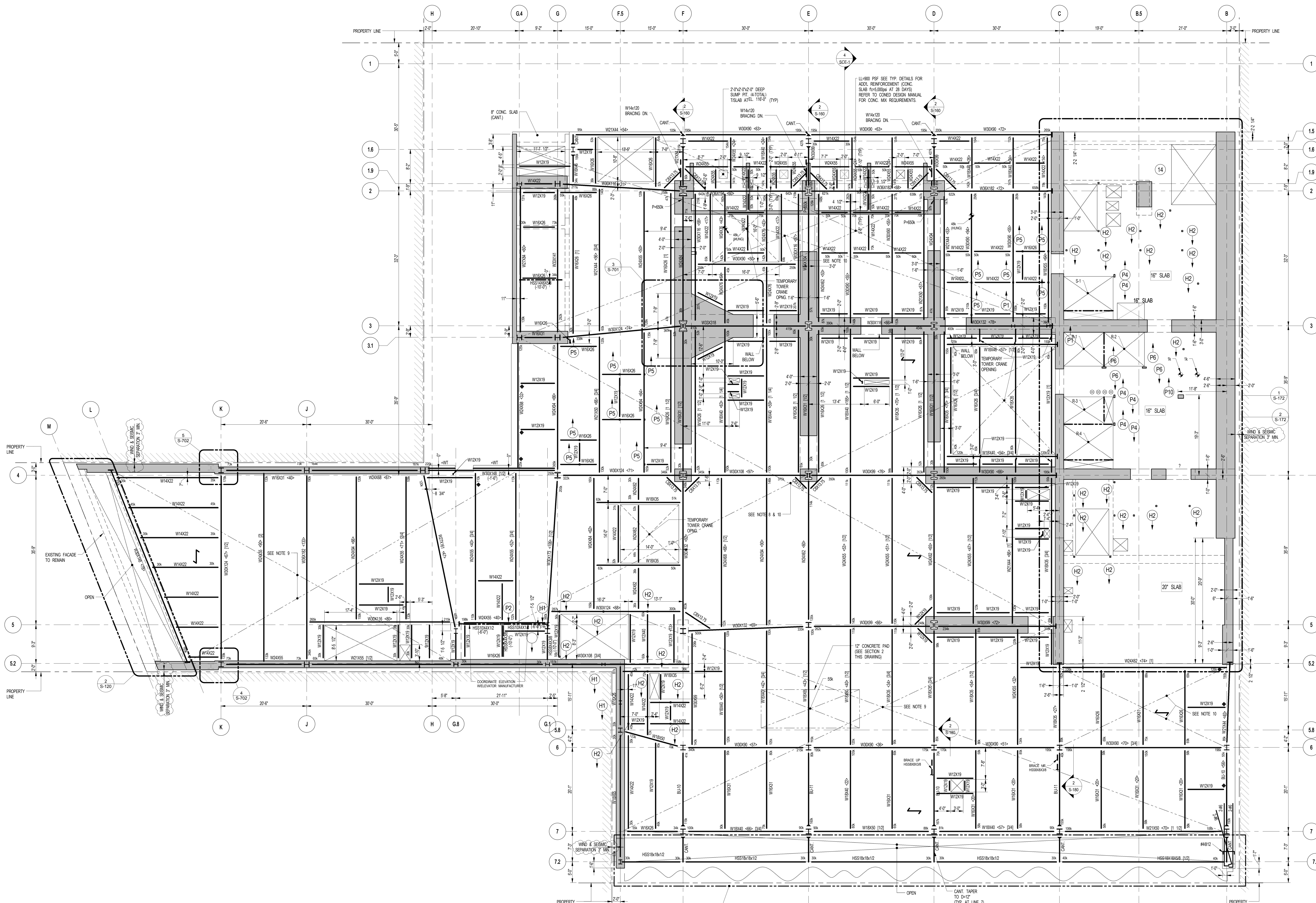
WSP 228 East 45th Street
 New York, NY 10017
 (212) 697-8885
 www.wspgroup.com/usa

PROJECT:
217 WEST 57TH STREET
NEW YORK, NY

DRAWING TITLE:
6TH FLOOR - PART GENERAL ARRANGEMENT AND REINFORCING PLAN

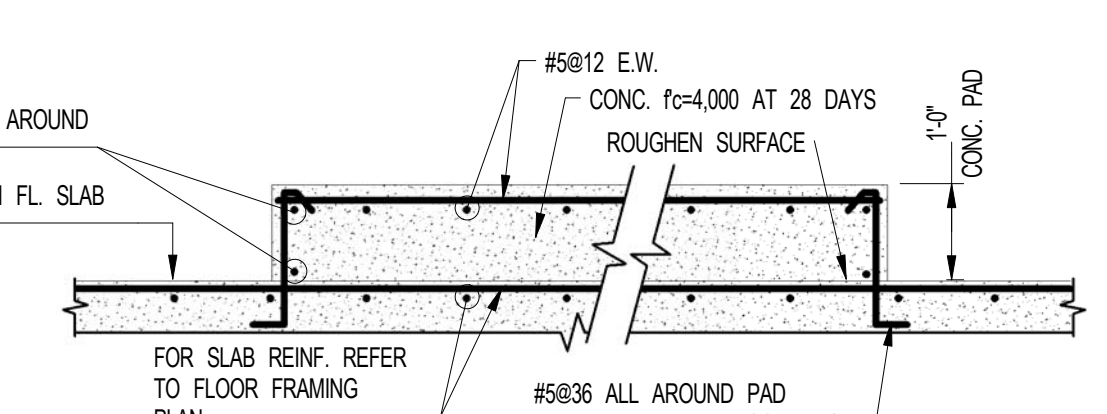
SEAL & SIGNATURE:	DATE:	XX-XX-XX
	PROJECT No:	2012185
	DRAWN: CAD	REV:
	CHK: YE	2
	SCALE: As Indicated	
DWG No:	S-162.00	
DOB PAGE No: 33 OF 118	DOB 5-SCAN:	

Damian Titus
 Buildings
 APPROVED
 Under Directive 2 of 1975
 Date: 07/09/2015
 NYC Development Hub



7TH FLOOR BEAM SCHEDULE									
BEAM MARK	SIZE (WxH) (IN.)	REINFORCEMENT		TOP ADD'L BARS AT SUPPORT	STIRRUPS		TYPE	SIZE	REMARKS
		BOTTOM CONTINUOUS	TOP CONTINUOUS		SIZE	SPACING			
781	12x20	3-#10	2-#7		#4	@12			
782	12x20	3-#10	2-#7		#4	@12			
783	21x60	10-#11 (2 LAYERS)	5-#9		#4	@12			4-#10 E.F. HORIZ.
784	36x45	6-#11	5-#8		#4	@12			4-#10 E.F. HORIZ.

- 7TH FLOOR FRAMING PLAN**
 SCALE: 1/8" = 1'-0"
 NOTES:
 1. TOP OF STRUCTURAL SLAB SHALL BE 118'0" U.O.N.
 2. SLAB CONSTRUCTION SHALL BE 6" NORMAL WEIGHT CONCRETE ON TOP OF 7" DEEP 158A (FPH) KSI COMPOSITE GALVANIZED METAL DECK (TOTAL SLAB DEPTH = 13") REINFORCED WITH #5@12 TAB E.W. (CONCRETE 1-#4@12 AT 28 DAYS U.O.N.)
 3. TOP OF STEEL TO BE 9" BELOW TOP OF SLAB ELEVATION SPECIFIED IN NOTE 1 U.O.N. THIS (L-) INDICATING DISTANCE ABOVE OR BELOW TOP OF SLAB ELEVATION.
 4. STUDS SHALL BE 100 x 9" LONG. ALL STEEL BEAMS SHALL HAVE MIN. 1 STUDT U.O.N. THIS (L-) ON PLAN.
 5. FOR BEAM REACTIONS NOT SHOWN USE A MINIMUM OF 30 KIPS FOR BEAMS LESS THAN 10 FEET LONG.
 6. FOR BRACE & BRACE DETAILS REFER TO DETAIL S5-171.
 7. FOR BALANCE OF NOTES SEE DRAWING S-001.
 8. WHERE NOTED ON PLAN SLAB REINFORCEMENT SHALL BE #5@6 TAB E.W. IN ADDITION TO ALL OTHER LOADS.
 9. ALL BEAM CONNECTIONS SHALL DEVELOP AXIAL FORCE OF P-40K AND GIRDERS (SUPPORTING OTHER MEMBERS) P-10K AT EACH END U.O.N. IN ADDITION TO ALL OTHER LOADS.
 10. ALL BEAM CONNECTIONS SHALL DEVELOP AXIAL FORCE OF P-75K AND GIRDERS (SUPPORTING OTHER MEMBERS) P-20K AT EACH END U.O.N. IN ADDITION TO ALL OTHER LOADS.
 11. BEAMS WITHIN OR CROSSING TOWER CRANE OPENING SHALL BE INSTALLED AFTER CRANE IS REMOVED.



2 SECTION AT CONCRETE PAD
 SCALE: 1/2" = 1'-0"
 NOTE: FOR CONCRETE PAD LAYOUT REFER TO FLOOR FRAMING PLAN AND COORDINATE WITH MECH. DRAWINGS

KEY PLAN
 PROJECT: 217 WEST 57TH STREET
 TRUE NORTH

PROJECT NORTH

DEVELOPER:
 EKTILL DEVELOPMENT COMPANY
 805 THIRD AVENUE, 7TH FLOOR
 NEW YORK, NY 10022 USA
 TEL: 212 712 6000 FAX: 212 712 6100

DESIGN ARCHITECT: Base Building Shell & Core
 ADRIAN SMITH + GORDON GILL ARCHITECTURE
 111 WEST MONROE STREET SUITE 2300
 CHICAGO, IL 60603
 TEL: 312 920 1888 FAX: 312 920 1775

INTERIOR DESIGNER: Residential
 Rottet Architecture and Design Studio, PLLC
 288 Fifth Ave, 7th Floor
 New York, NY 10017
 TEL: 646 989 7000 FAX:

ARCHITECT OF RECORD: Base Building Shell, Core & Residential
 AIA ARCHITECTS, P.C.
 401 Westchester St., 3rd Floor
 Toronto, ON M5V 1E7 Canada
 TEL: 416 967 1500 FAX: 416 967 7150

STRUCTURAL ENGINEER:
 WSP
 228 East 45th Street
 New York, NY 10017 USA
 TEL: 212 687 8885 FAX: 646 487 5501

MEP ENGINEERS:
 AKF GROUP
 1501 Broadway
 New York, NY 10036 USA
 TEL: 212 354 5656 FAX: 212 354 5668

GEOTECHNICAL ENGINEERS:
 Langan Engineering & Environmental Services
 21 Penn Plaza, 360 West 51st Street, 8th Floor
 New York, NY 10019-2272
 TEL: 212 479 5400 FAX: 212 479 5444

CODE CONSULTANTS:
 Construction Consulting Associates
 100 Church Street
 New York, NY 10007
 TEL: 212 385 1818 FAX: 212 385 1911

CURTAINWALL CONSULTANT:
 A.J.P. Consulting
 40 North Street, Suite 826
 New York, NY 10013
 TEL: 212 757 6559 FAX: 646 219 8508

LANDMARK/PRESERVATION CONSULTANT:
 Jan Hird Pokorny Associates, Inc.
 39 West 57th Street, 12A
 New York, NY 10019
 TEL: 212 759 6452 FAX: 212 759 6540

No.	DESCRIPTION	DATE
1	SCHEMATIC DESIGN	03-31-2014
2	ISSUED FOR SCHEMATIC DESIGN	04-04-2014
3	STEEL BID PACKAGE	05-22-2014
4	SUPERSTRUCTURE CONCRETE BID	06-02-2014
5	DESIGN DEVELOPMENT	07-01-2014
6	ISSUED FOR DESIGN DEVELOPMENT	07-31-2014
7	STRUCTURAL STEEL BID	09-15-2014
8	STRUCTURAL STEEL BID-ADDENDUM	10-01-2014
9	CD PROGRESS ISSUE 1	10-15-2014
10	ISSUED FOR CONSTRUCTION UP TO 7TH FLOOR ONLY	11-14-2014
11	DOB SUBMISSION	12-19-2014
12	CD PROGRESS ISSUE-2	12-19-2014
13	ISSUED FOR 8TH FLOOR FINAL ORDER-PHASE 1	01-14-2015
14	CONSTRUCTION DOCUMENTS ISSUE 3	03-09-2015
15	PROGRESS CD	05-08-2015
16	DOB SUBMISSION	05-19-2015

Discrepancies must be reported immediately to the Architect before proceeding. Only figured dimensions are to be used. Contractors must check all dimensions on site. This drawing is protected by copyright.

ALL DIMENSIONS ARE SHOWN IN IMPERIAL.

CONSULTANT:
 WSP
 228 East 45th Street
 New York, NY 10017
 (212) 687-8885
 www.wsgroup.com/usa

PROJECT:
 217 WEST 57TH STREET
 NEW YORK, NY

DRAWING TITLE:
 7TH FLOOR - FRAMING PLAN

SCALE & SIGNATURE:
 DATE: 03-31-2014
 PROJECT No: 2012185
 DRAWN: CADDO
 CHK: YE
 SCALE: As indicated
 DWG No: **S-170.00**

DOB EMPLOYEE STAMP:
 DOB PAGE No: 24 of XXX
 DOB S-SCALE: 16

Damian Titus
 Buildings
 APPROVED
 Under Directive 2 of 1975
 Date: 01/09/2015
 NYC Development Hub



1. TOP OF STRUCTURAL SLAB SHALL BE AS INDICATED ON PLAN.
2. SLAB CONSTRUCTION SHALL BE 2" ϕ NORMAL WEIGHT CONCRETE ON TOP OF 3" DEEP RIPA (Fy=60 KSI) COMPOSITE GALVANIZED METAL DECK (TOTAL SLAB DEPTH = 5"); REINFORCED WITH 4#W22X5W23 WAF CONCRETE Fc=4000psi AT 28 DAYS U.O.N.
3. TOP OF STEEL TO BE 5/8" BELOW TOP OF ELEVATION SPECIFIED IN NOTE 1 U.O.N. THIS (-) INDICATING DISTANCE ABOVE OR BELOW TOP OF SLAB ELEVATION.
4. STUDS SHALL BE 10" ϕ x 5' LONG. ALL STEEL BEAMS SHALL HAVE MIN. 1 STUD U.O.N. THIS (-) ϕ INDICATING DISTANCE ABOVE OR BELOW TOP OF SLAB ELEVATION.
5. FOR W/ WELD REACTIONS NOT SHOWN USE A MINIMUM OF 30 KIPS FOR BEAMS LESS THAN 15 FEET LONG.
6. FOR BALANCE OF NOTES SEE DRAWING 5001.



NOTES:



1. FOR NOTES REFER TO 1/S-171



5 BUILT-UP BEAM DETAIL
S-171 SCALE: 3/4" = 1'-0"



Discrepancies must be reported immediately to the Architect before proceeding. Only figured dimensions are to be used. Contractors must check all dimensions on site. This drawing protected by copyright.

ALL DIMENSIONS ARE SHOWN IN IMPERIAL

CONSULTANT



228 East 45th Street
New York, NY 10017
(212) 687-9888
www.wspgroup.com/usa

PROJECT

217 WEST 57TH STREET
NEW YORK, NY

DRAWING TITLE

7TH FLOOR - FRAMING PART PLANS

SEAL & SIGNATURE

DATE:	09-15-2014
-------	------------

PROJECT No:	2012185
-------------	---------

PROJECT NO:		EST: 100	
DRAWN: GADD		REV:	

CHK:	YF	5
------	----	---

Scale: As indicated	3
---------------------	---

DWG No:	
---------	--

0.131.00

S-171.00

DOB PAGE No: 25 OF 118

DOB B-SCAN:	
-------------	--

	<hr/>	

--	--

itus

FD

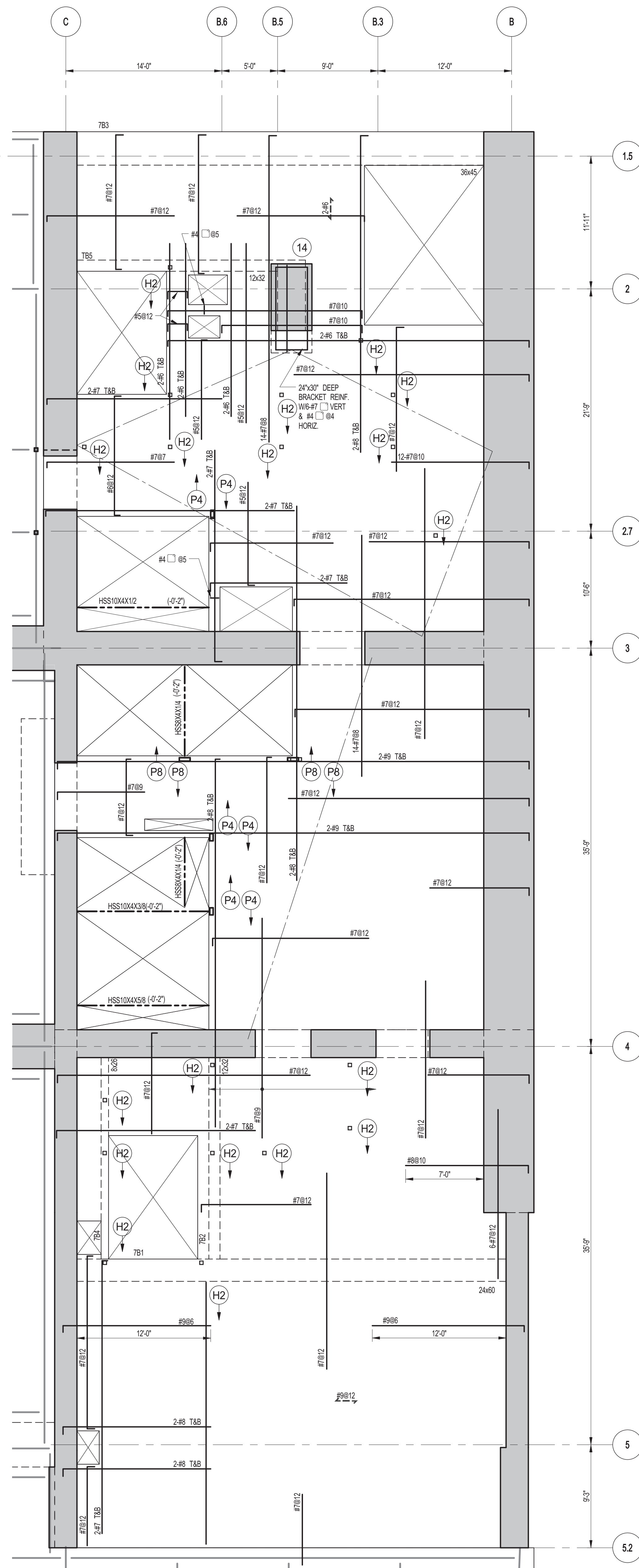
2 of 1975

5:			
----	--	--	--

ment **Hub**

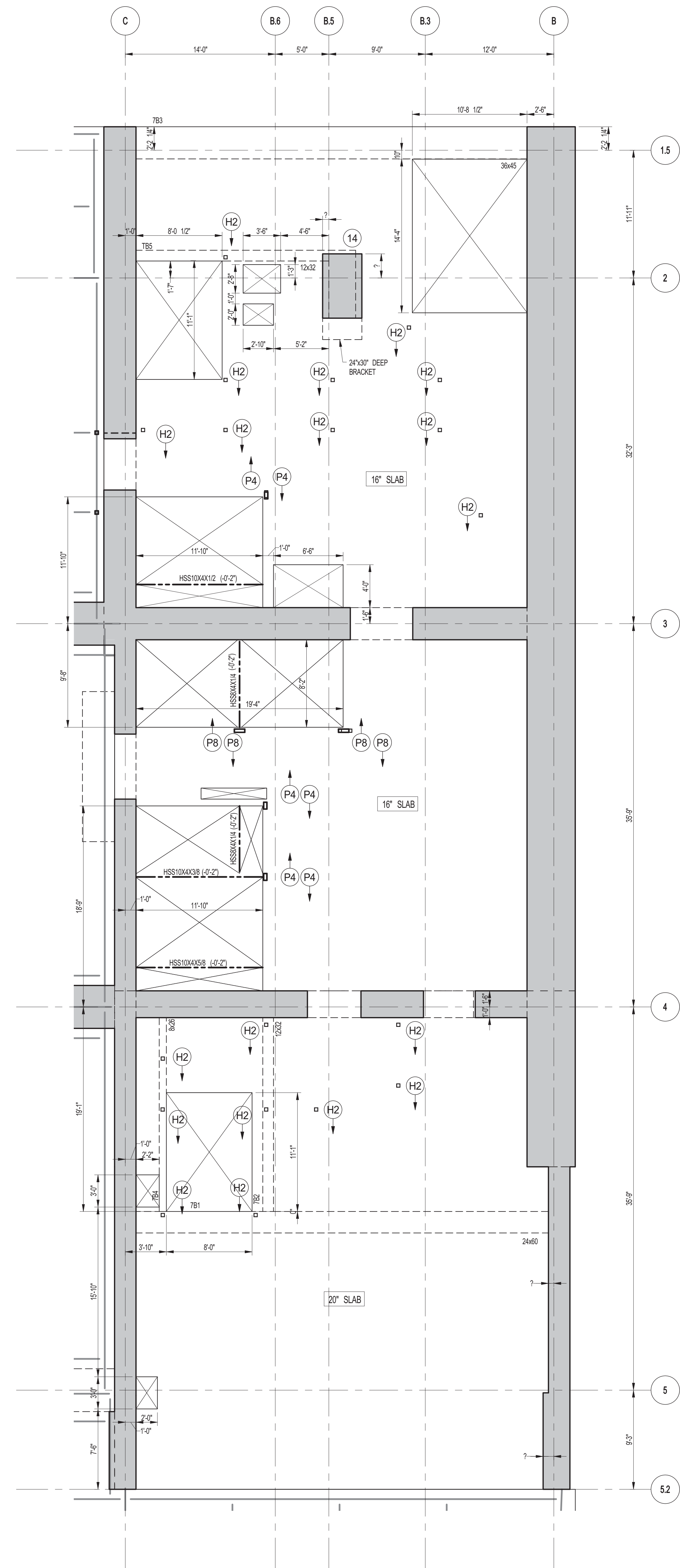
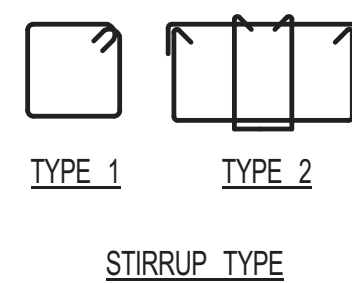
Page 10 of 10

[illegible]



1 7TH FLOOR FRAMING PLAN
 S-172 SCALE: 3/16" = 1'-0"

7TH FLOOR BEAM SCHEDULE									
BEAM MARK	BM SIZE		REINFORCEMENT			STIRRUPS		REMARKS	
	WIDTH	DEPTH	BOTTOM CONTINUOUS	TOP CONTINUOUS	ADDL BARS AT SUPPORT	TYPE	SIZE		
781	24	32	10-#11 (1-2 LAYERS)	5-#9		1	#4	#12	#4@10 E.F. HORIZ.
782	12	32	5-#10	2-#7		1	#4	#12	#4@10 E.F. HORIZ.
783	36	45	6-#11	5-#8		2	#4	#12	#4@10 E.F. HORIZ.
784	8	28	2-#9	2-#7		1	#4	#10	



2 7TH FLOOR GENERAL ARRANGEMENT PLAN
 S-172 SCALE: 3/16" = 1'-0"

DEPT OF BLDGS & FIRE
 JOB NUMBER
 DRAWING TITLE

KEY PLAN
 PROJECT #101
 WEST 57TH ST
 WEST 58TH ST
 WEST 59TH ST
 WEST 60TH ST
 WEST 61ST ST
 WEST 62ND ST
 WEST 63RD ST
 WEST 64TH ST
 WEST 65TH ST
 WEST 66TH ST
 WEST 67TH ST
 WEST 68TH ST
 WEST 69TH ST
 WEST 70TH ST
 WEST 71ST ST
 WEST 72ND ST
 WEST 73RD ST
 WEST 74TH ST
 WEST 75TH ST
 WEST 76TH ST
 WEST 77TH ST
 WEST 78TH ST
 WEST 79TH ST
 WEST 80TH ST
 WEST 81ST ST
 WEST 82ND ST
 WEST 83RD ST
 WEST 84TH ST
 WEST 85TH ST
 WEST 86TH ST
 WEST 87TH ST
 WEST 88TH ST
 WEST 89TH ST
 WEST 90TH ST
 WEST 91ST ST
 WEST 92ND ST
 WEST 93RD ST
 WEST 94TH ST
 WEST 95TH ST
 WEST 96TH ST
 WEST 97TH ST
 WEST 98TH ST
 WEST 99TH ST
 WEST 100TH ST

PROJECT NORTH
 TRUE NORTH

DEVELOPER:
 EXTELL DEVELOPMENT COMPANY
 805 THIRD AVENUE, 7TH FLOOR
 NEW YORK, NY 10022 USA
 TEL: 212 712 6000 FAX: 212 712 6100

DESIGN ARCHITECT:
 Base Building Shell & Core
 ADRIAN SMITH + GORDON GILL ARCHITECTURE
 111 WEST MONROE STREET SUITE 2300
 CHICAGO, IL 60603
 TEL: 312 920 1888 FAX: 312 920 1775

INTERIOR DESIGNER:
 Residential
 Rotter Architecture and Design Studio, PLLC
 208 Fifth Ave, 7th Floor
 New York, NY 10001
 TEL: 646 988 7000 FAX:

ARCHITECT OF RECORD:
 Base Building Shell, Core, & Residential
 AIA ARCHITECTS, P.C.
 401 Wellington St. W., 3rd Floor
 Toronto, ON M5V 1E7 Canada
 TEL: 416 967 1500 FAX: 416 967 7150

STRUCTURAL ENGINEERS:
 WSP
 228 East 45th Street
 New York, NY 10017 USA
 TEL: 212 697 8885 FAX: 646 487 5501

MEP ENGINEERS:
 AKF GROUP
 1501 Broadway
 New York, NY 10036 USA
 TEL: 212 354 5656 FAX: 212 354 5668

GEOTECHNICAL ENGINEERS:
 Langan Engineering & Environmental Services
 21 Penn Plaza - 360 West 31st Street, 8th Floor
 New York, NY 10001-2727
 TEL: 212 479 5400 FAX: 212 479 5444

CODE CONSULTANTS:
 Construction Consulting Associates
 100 Church Street
 New York, NY 10007
 TEL: 212 385 1512 FAX: 212 385 1911

CURTAINWALL CONSULTANT:
 A.J.P. Consulting
 40 Worth Street, Suite 826
 New York, NY 10013
 TEL: 212 757 5559 FAX: 646 219 8508

LANDMARK/PRESERVATION CONSULTANT:
 Jan Hird Pokorny Associates, Inc.
 39 West 37th Street, 12A
 New York, NY 10018
 TEL: 212 759 6452 FAX: 212 759 6540

No.	DESCRIPTION	DATE
1	ISSUED FOR CONSTRUCTION UP TO 7TH FLOOR ONLY	11-14-2014
2	DOB SUBMISSION	12-19-2014

DOB SUBMISSION

Discrepancies must be reported immediately to the Architect before proceeding. Only figured dimensions are to be used. Contractors must check all dimensions on site. This drawing is protected by copyright.

ALL DIMENSIONS ARE SHOWN IN IMPERIAL.

CONSULTANT:
 WSP
 228 East 45th Street
 New York, NY 10017
 (212) 697-8885
 www.wsgroup.com/usa

PROJECT:
 217 WEST 57TH STREET
 NEW YORK, NY

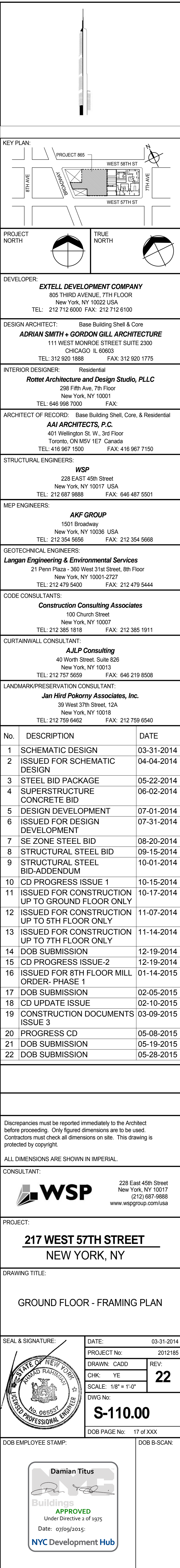
DRAWING TITLE:
 7TH FLOOR - PART GENERAL
 ARRANGEMENT AND REINFORCING
 PLAN

SEAL & SIGNATURE
 PROJECT No: 2012185
 DRAWN: CAD
 CHK: YE
 SCALE: 3/16" = 1'-0"
 DWG No: 2
 S-172.00

DOB EMPLOYEE STAMP:
 Damian Titus
 Buildings
 APPROVED
 Under Directive 2 of 1975
 Date: 07/09/2015
 NYC Development Hub

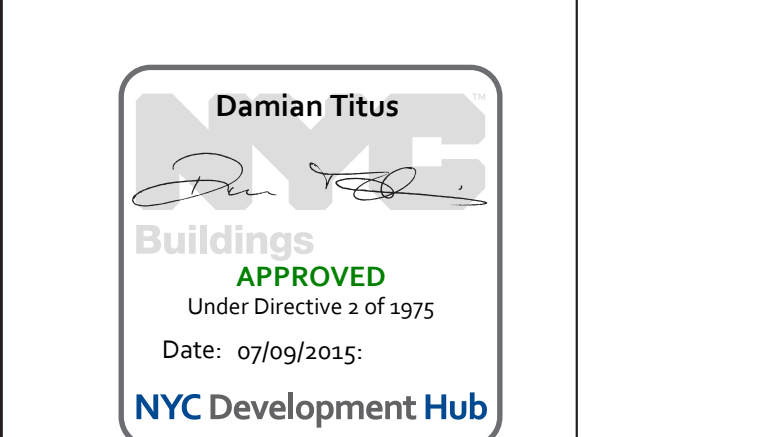


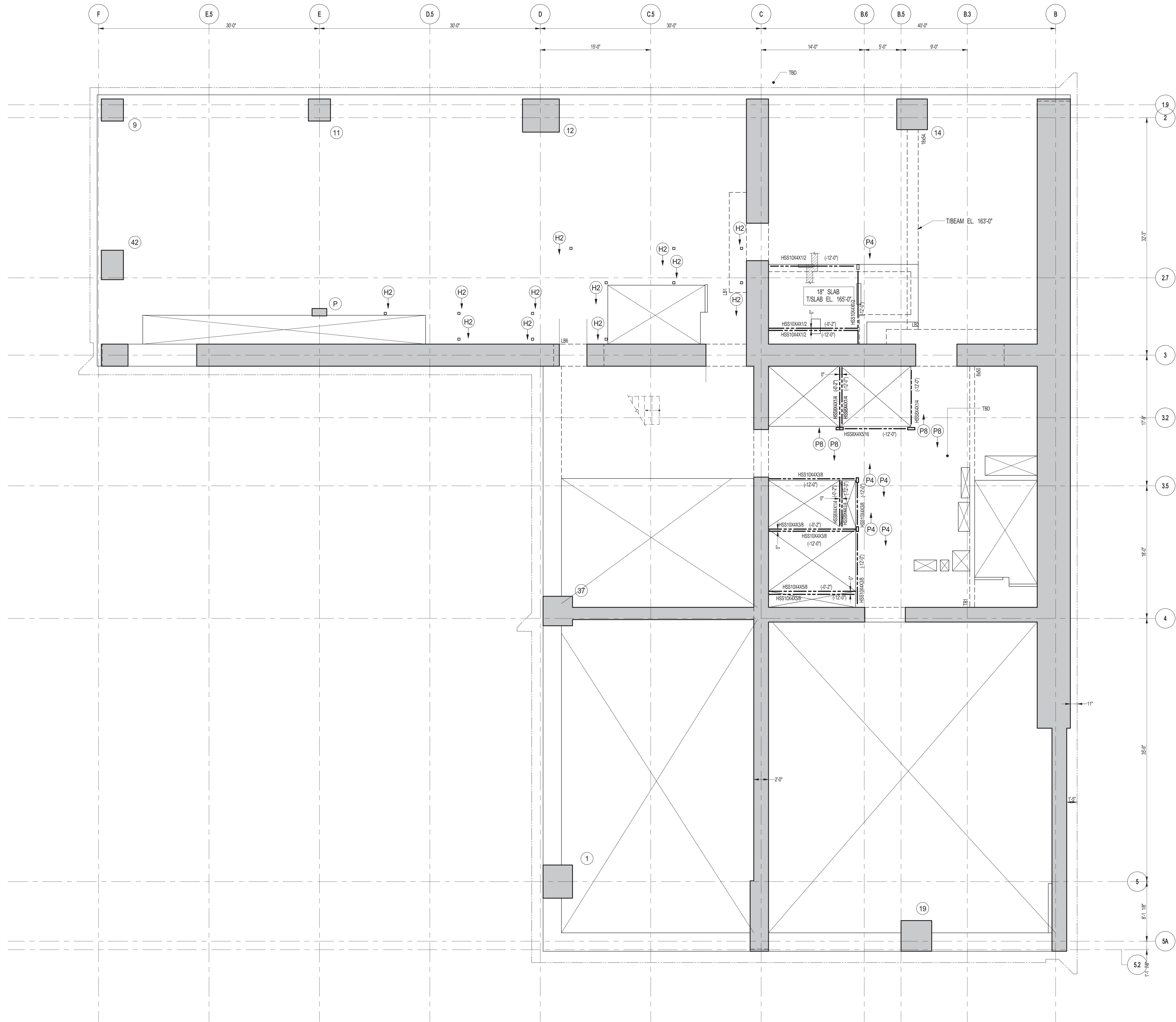
0 SCALE: 1/8" = 1'-0"

[illegible]



1. TOP OF STRUCTURE SHALL BE 5'± ABOVE NATURAL GRADE PLAN.
2. SLAB CONCRETE SHALL BE 12" NORMAL WEIGHT CONCRETE ON TOP OF 3" DEEP 10#10 (HY-10) SPOKES GALVANIZED METAL DECK (TOTAL SLAB DEPTH: 5'±). REINFORCED WITH 4#4x24xW23 WWF CONCRETE $f_c = 4000\psi$ AT 28 DAYS UO.N.
3. TOP OF UO.N. TO BE 5'± BELOW TOP OF SLAB ELEVATION SPECIFIED IN NOTE 1 UO.N. THIS (+/-) INDICATING DISTANCE ABOVE OR BELOW TOP OF SLAB ELEVATION.
4. STUDS SHALL BE 18" X 3" LONG. ALL METAL BEAMS SHALL HAVE MIN. 1" STUFT UO.N. THIS (+/-) INDICATING DISTANCE ABOVE OR BELOW TOP OF SLAB ELEVATION.
5. ALL BEAMS SHALL BE W10X UO.N.
6. FOR UO.N. BEAM REINFORCEMENT NOT SHOWN USE A MINIMUM OF 30 KPS FOR BEAMS LESS THAN 15 FEET LONG.
7. FOR BALANCE OF INFORMATION SEE DRAWING FD-01.





1 9TH FLOOR FRAMING PLAN
 SCALE: 3/16" = 1'-0"

- NOTES:**
1. SLAB ELEVATION TO BE 163'-0" U.O.N.
 2. SLAB TO BE 12" THICK MIN. U.O.N. ON PLAN.
 3. BOTTOM MAT REINFORCING TO BE #5@12 CONT. E.W. U.O.N.

KEY PLAN

PROJECT NORTH

TRUE NORTH

DEVELOPER:
EXTELL DEVELOPMENT COMPANY
 805 THIRD AVENUE, 7TH FLOOR
 NEW YORK, NY 10022 USA
 TEL: 212 712 6000 FAX: 212 712 6100

DESIGN ARCHITECT:
 Base Building Shell & Core
ADRIAN SMITH + GORDON GILL ARCHITECTURE
 111 WEST MONROE STREET SUITE 2300
 CHICAGO, IL 60603
 TEL: 312 920 1888 FAX: 312 920 1775

INTERIOR DESIGNER:
 Residential
Rottet Architecture and Design Studio, PLLC
 208 Fifth Ave., 7th Floor
 New York, NY 10001
 TEL: 646 988 7000 FAX:

ARCHITECT OF RECORD:
 Base Building Shell, Core, & Residential
AJAJ ARCHITECTS, P.C.
 401 Wellington St. W., 3rd Floor
 Toronto, ON M5V 1E7 Canada
 TEL: 416 967 1500 FAX: 416 967 7150

STRUCTURAL ENGINEERS:
WSP
 228 East 45th Street
 New York, NY 10017 USA
 TEL: 212 687 9885 FAX: 646 487 5501

MEP ENGINEERS:
AKF GROUP
 1501 Broadway
 New York, NY 10036 USA
 TEL: 212 354 5656 FAX: 212 354 5668

GEOTECHNICAL ENGINEERS:
Langan Engineering & Environmental Services
 21 Penn Plaza - 360 West 31st Street, 8th Floor
 New York, NY 10001-2722
 TEL: 212 479 5400 FAX: 212 479 5444

CODE CONSULTANTS:
Construction Consulting Associates
 100 Church Street
 New York, NY 10007
 TEL: 212 385 1515 FAX: 212 385 1911

CURTAINWALL CONSULTANT:
AJLP Consulting
 40 Worth Street, Suite 826
 New York, NY 10013
 TEL: 212 757 6659 FAX: 646 219 8508

LANDMARK/PRESERVATION CONSULTANT:
Jan Hird Pokorny Associates, Inc.
 39 West 37th Street, 12A
 New York, NY 10018
 TEL: 212 759 6452 FAX: 212 759 6540

No.	DESCRIPTION	DATE
1	SCHEMATIC DESIGN	03-31-2014
2	ISSUED FOR SCHEMATIC DESIGN	04-04-2014
3	SUPERSTRUCTURE CONCRETE BID	06-02-2014
4	DESIGN DEVELOPMENT	07-01-2014
5	ISSUED FOR DESIGN DEVELOPMENT	07-31-2014
6	CD PROGRESS ISSUE 1	10-15-2014
7	DOB SUBMISSION	12-19-2014

DOB SUBMISSION

Discrepancies must be reported immediately to the Architect before proceeding. Only figured dimensions are to be used. Contractors must check all dimensions on site. This drawing is protected by copyright.

ALL DIMENSIONS ARE SHOWN IN IMPERIAL.

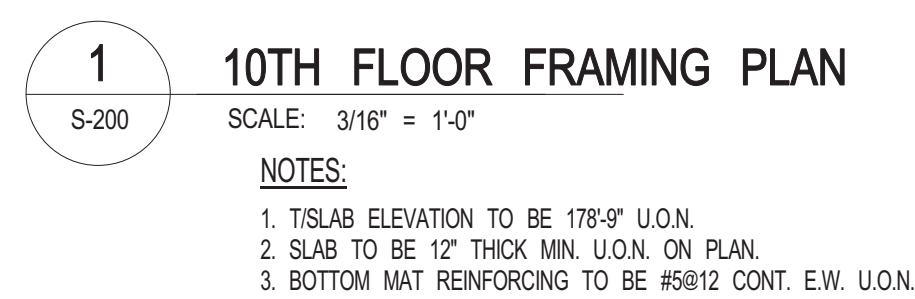
CONSULTANT:
WSP
 228 East 45th Street
 New York, NY 10017
 (212) 687-9885
 www.wspgroup.com/usa

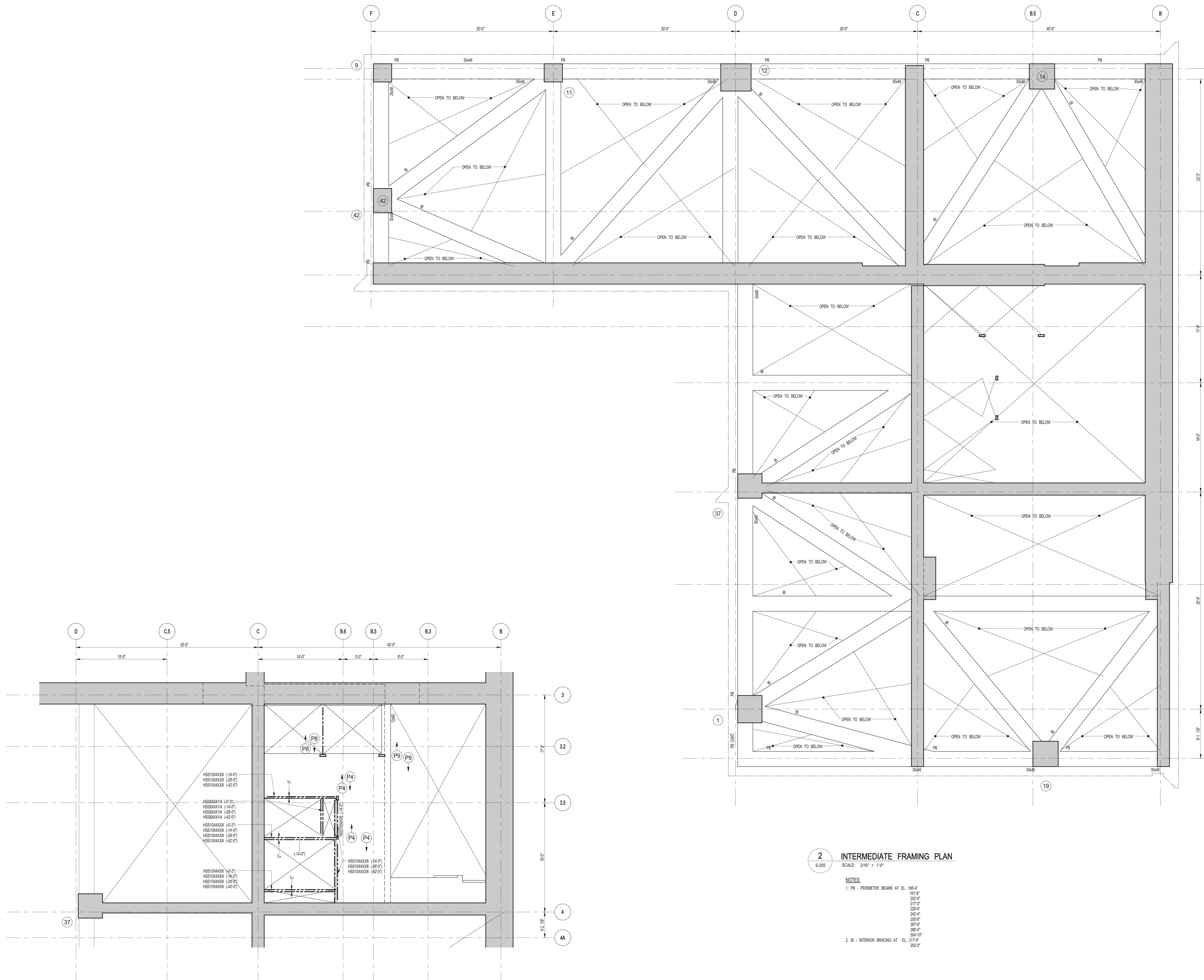
PROJECT:
217 WEST 57TH STREET
 NEW YORK, NY

DRAWING TITLE:
9TH FLOOR (MEP) - FRAMING PLAN

SEAL & SIGNATURE	DATE:	03-31-2014
	PROJECT No:	2012185
	DRAWN: CAD	REV:
	CHK: YE	7
DWG No:	SCALE: As indicated	
S-190.00		
DOB PAGE No: 40 OF 118		DOB 5-SCAN:

DOB EMPLOYEE STAMP:
Damian Titus
Buildings
APPROVED
 Under Directive 2 of 1975
 Date: 07/09/2015
NYC Development Hub





1 10TH FLOOR MEZANINE FRAMING PART PLAN

SCALE: 3/16" = 1'-0"

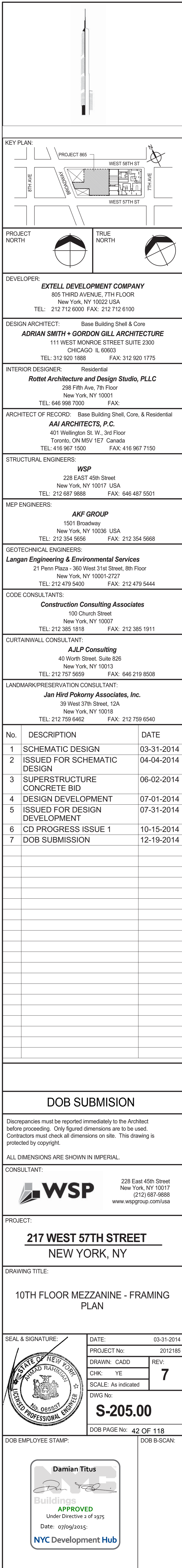
NOTES:
1. TISLAB EL 234'-8"

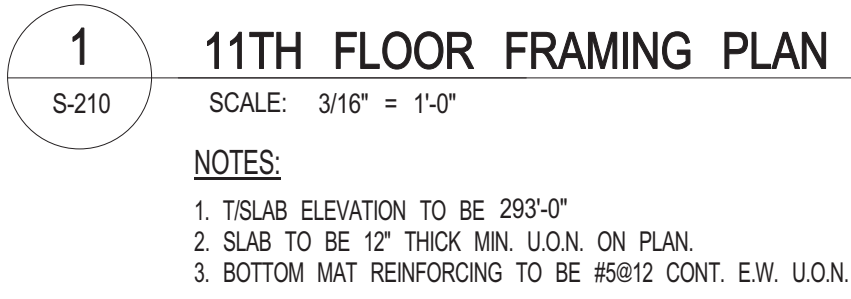
2 INTERMEDIATE FRAMING PLAN

SCALE: 3/16" = 1'-0"

NOTES

- | | |
|---|----------|
| 1. PB - PERIMETER BEAMS AT EL. 166'-4" | 191'-8" |
| | 202'-4" |
| | 217'-0" |
| | 229'-4" |
| | 242'-4" |
| | 255'-8" |
| | 267'-8" |
| | 280'-4" |
| | 304'-10" |
| 2. IB - INTERIOR BRACING AT EL. 217'-0" | 255'-0" |

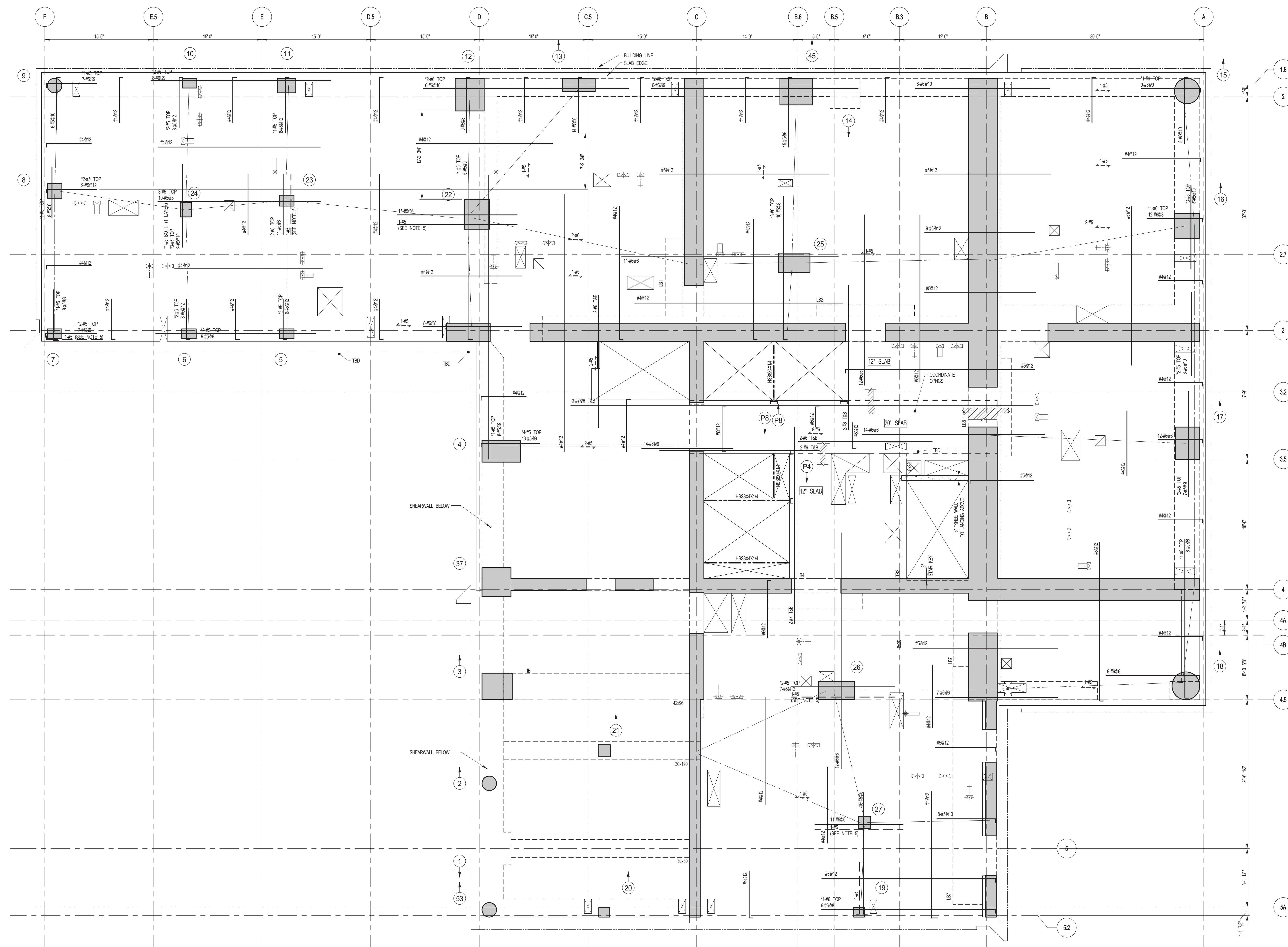






NOTES:

1. TISLAB ELEVATION TO BE 316'-5" U.O.N.
2. SLAB TO BE 9" THICK MIN. U.O.N. ON PLAN
3. BOTTOM MAT REINFORCEMENT TO BE :
 #4@12 CONT. E.W. FOR 9" SLAB U.O.N.
 #5@12 CONT. E.W. FOR 12" SLAB U.O.N.
4. FOR BALANCE OF INFORMATION SEE FO-001 & FO-002

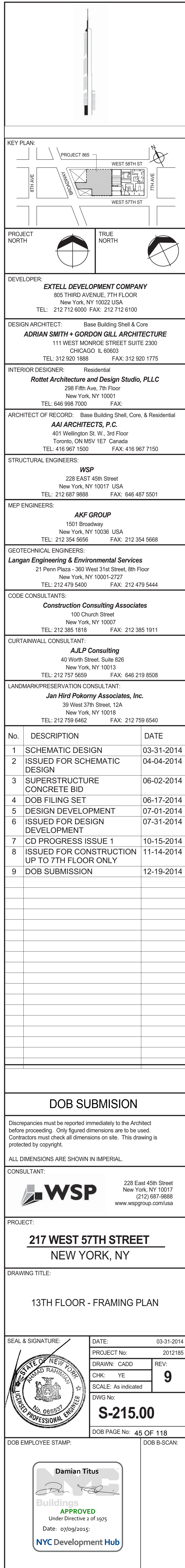


1 13TH FLOOR FRAMING PLAN

S-215 SCALE: 3/16" = 1'-0"

NOTES

1. TISLAB ELEVATION TO BE 328'-3" U.O.N.
2. SLAB TO BE 9" THICK MIN. U.O.N. ON PLAN
3. BOTTOM MAT REINFORCEMENT TO BE :
 #4@12 CONT. E.W. FOR 9' SLAB U.O.N.
 #5@12 CONT. E.W. FOR 12' SLAB U.O.N.
4. FOR BALANCE OF INFORMATION SEE FO-001 & FO-002

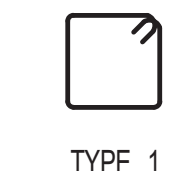




1 14TH-19TH FLOOR FRAMING PLAN
SCALE: 3/16" = 1'-0"

- NOTES:**
1. TSUB ELEVATION TO BE: 14TH FLOOR 340'-1" U.O.N.
15TH FLOOR 351'-11" U.O.N.
16TH FLOOR 363'-9" U.O.N.
17TH FLOOR 375'-7" U.O.N.
18TH FLOOR 387'-5" U.O.N.
19TH FLOOR 399'-3" U.O.N.
 2. SLAB TO BE 8" THICK MIN. U.O.N. ON PLAN
 3. BOTTOM SLAB REINFORCEMENT TO BE #4012 CONT. E.W. FOR 12" SLAB U.O.N.
 4. FOR BALANCE OF NOTES SEE DRAWING S-001.
 5. FOR STRUCTURE INTEGRITY REINF. ADDL INFORMATION SEE S-010.

14TH-19TH FLOOR BEAM SCHEDULE									
BEAM MARK	SIZE		REINFORCEMENT		TOP ADDL. BARS AT SUPPORT	TYPE	STIRRUPS		REMARKS
	WIDTH	DEPTH	BOTTOM CONTINUOUS	TOP CONTINUOUS			#	SIZE	
14B1			3-#6	3-#6				#6	
14B2									
14B3									



TYPE 1

KEY PLAN:

PROJECT NORTH:

DEVELOPER:		EXTELL DEVELOPMENT COMPANY 805 THIRD AVENUE, 7TH FLOOR NEW YORK, NY 10022 USA TEL: 212 712 6000 FAX: 212 712 6100
DESIGN ARCHITECT:		Base Building Shell & Core ADRIAN SMITH + GORDON GILL ARCHITECTURE 111 WEST MONROE STREET SUITE 2300 CHICAGO, IL 60603 TEL: 312 920 1888 FAX: 312 920 1775
INTERIOR DESIGNER:		Residential Rotet Architecture and Design Studio, PLLC 208 Fifth Ave., 7th Floor New York, NY 10001 TEL: 646 998 7000 FAX:
ARCHITECT OF RECORD:		Base Building Shell, Core, & Residential AJA ARCHITECTS, P.C. 401 Wellington St. W., 3rd Floor Toronto, ON M5V 1E7 Canada TEL: 416 967 1500 FAX: 416 967 7150
STRUCTURAL ENGINEERS:		WSP 228 East 45th Street New York, NY 10017 USA TEL: 212 697 8885 FAX: 646 487 5501
MEP ENGINEERS:		AKF GROUP 1501 Broadway New York, NY 10036 USA TEL: 212 354 5656 FAX: 212 354 5668
GEOTECHNICAL ENGINEERS:		Langan Engineering & Environmental Services 21 Penn Plaza - 360 West 51st Street, 8th Floor New York, NY 10001-2727 TEL: 212 479 5400 FAX: 212 479 5444
CODE CONSULTANTS:		Construction Consulting Associates 100 Church Street New York, NY 10007 TEL: 212 385 1512 FAX: 212 385 1911
CURTAINWALL CONSULTANT:		AJLP Consulting 40 Worth Street, Suite 826 New York, NY 10013 TEL: 212 757 6559 FAX: 646 219 8508
LANDMARK/PRESERVATION CONSULTANT:		Jan Hird Pokorny Associates, Inc. 39 West 57th Street, 12A New York, NY 10019 TEL: 212 759 6452 FAX: 212 759 6540
No.	DESCRIPTION	DATE
1	SCHEMATIC DESIGN	03-31-2014
2	ISSUED FOR SCHEMATIC DESIGN	04-04-2014
3	SUPERSTRUCTURE CONCRETE BID	06-02-2014
4	DOB FILING SET	06-17-2014
5	DESIGN DEVELOPMENT	07-01-2014
6	ISSUED FOR DESIGN DEVELOPMENT	07-31-2014
7	CD PROGRESS ISSUE 1	10-15-2014
8	DOB SUBMISSION	12-19-2014

DOB SUBMISSION

Discrepancies must be reported immediately to the Architect before proceeding. Only figured dimensions are to be used. Contractors must check all dimensions on site. This drawing is protected by copyright.

ALL DIMENSIONS ARE SHOWN IN IMPERIAL.

CONSULTANT:

WSP 228 East 45th Street
New York, NY 10017
(212) 697-8885
www.wspgroup.com/usa

PROJECT:

217 WEST 57TH STREET
NEW YORK, NY

DRAWING TITLE:

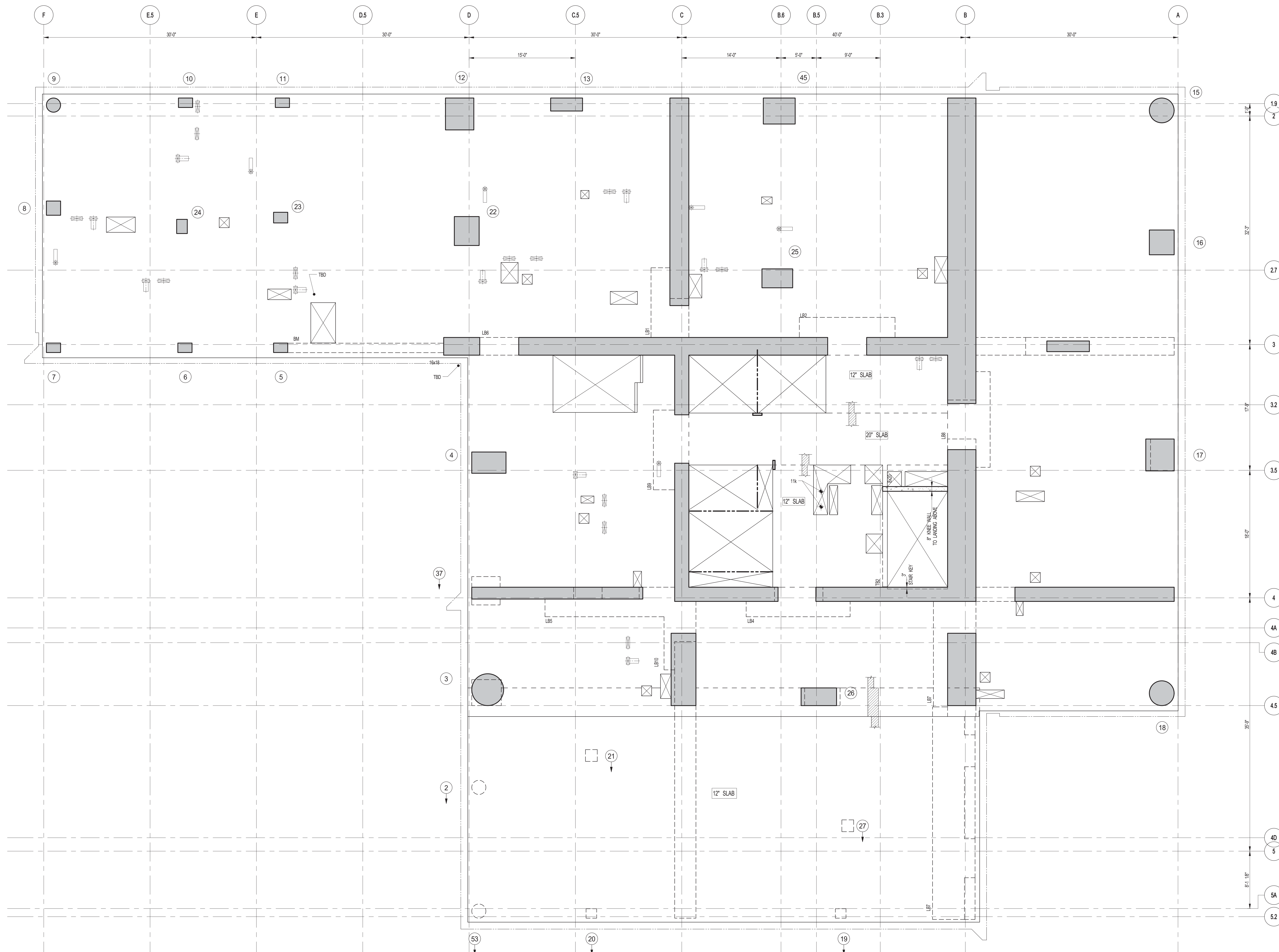
14TH-19TH FLOORS - FRAMING PLAN

SEAL & SIGNATURE:

DAMIAN TITUS
Professional Engineer
No. 123456789
Exp. 12/31/2015

DATE: 03-31-2014
PROJECT No.: 2012185
DRAWN: CADDO
CHK: YE
SCALE: As indicated
DWG No.:
S-220.00
DOB PAGE No.: 48 OF 118
DOB 5-SCAN:

Damian Titus
Buildings
APPROVED
Under Directive 2 of 1975
Date: 07/09/2015
NYC Development Hub



1 20TH FLOOR FRAMING PLAN
 SCALE: 3/16" = 1'-0"
 NOTES:
 1. SLAB ELEVATION TO BE 410.3' U.O.N.
 2. SLAB TO BE 5" THICK MIN. U.O.N. ON PLAN
 3. BOTTOM SLAB REINFORCEMENT TO BE #4@12" O.C.
 4. FOR BALANCE OF NOTES SEE DRAWING S-001.

KEY PLAN:

PROJECT NORTH:

TRUE NORTH:

DEVELOPER:
EXTELL DEVELOPMENT COMPANY
 805 THIRD AVENUE, 7TH FLOOR
 NEW YORK, NY 10022 USA
 TEL: 212 712 6000 FAX: 212 712 6100

DESIGN ARCHITECT: Base Building Shell & Core
ADRIAN SMITH + GORDON GILL ARCHITECTURE
 111 WEST MONROE STREET SUITE 2300
 CHICAGO, IL 60603
 TEL: 312 920 1888 FAX: 312 920 1775

INTERIOR DESIGNER: Residential
Rottet Architecture and Design Studio, PLLC
 208 Fifth Ave., 7th Floor
 New York, NY 10001
 TEL: 646 989 7000 FAX:

ARCHITECT OF RECORD: Base Building Shell, Core, & Residential
AJA ARCHITECTS, P.C.
 401 Wellington St. W., 3rd Floor
 Toronto, ON M5V 1E7 Canada
 TEL: 416 967 1500 FAX: 416 967 7150

STRUCTURAL ENGINEERS:
WSP
 228 East 45th Street
 New York, NY 10017 USA
 TEL: 212 687 9885 FAX: 646 487 5501

MEP ENGINEERS:
AKF GROUP
 1501 Broadway
 New York, NY 10036 USA
 TEL: 212 354 5656 FAX: 212 354 5668

GEOTECHNICAL ENGINEERS:
Langan Engineering & Environmental Services
 21 Penn Plaza - 360 West 51st Street, 8th Floor
 New York, NY 10001-2727
 TEL: 212 479 5400 FAX: 212 479 5444

CODE CONSULTANTS:
Construction Consulting Associates
 100 Church Street
 New York, NY 10007
 TEL: 212 385 1918 FAX: 212 385 1911

CURTAINWALL CONSULTANT:
AJLP Consulting
 40 Worth Street, Suite 826
 New York, NY 10013
 TEL: 212 757 6559 FAX: 646 219 8508

LANDMARK/PRESERVATION CONSULTANT:
Jan Hird Pokorny Associates, Inc.
 39 West 37th Street, 12A
 New York, NY 10018
 TEL: 212 759 6452 FAX: 212 759 6540

No.	DESCRIPTION	DATE
1	SUPERSTRUCTURE CONCRETE BID	06-02-2014
2	DOB FILING SET	06-17-2014
3	DESIGN DEVELOPMENT	07-01-2014
4	ISSUED FOR DESIGN DEVELOPMENT	07-31-2014
5	CD PROGRESS ISSUE 1	10-15-2014
6	DOB SUBMISSION	12-19-2014

DOB SUBMISSION

Discrepancies must be reported immediately to the Architect before proceeding. Only figured dimensions are to be used. Contractors must check all dimensions on site. This drawing is protected by copyright.

ALL DIMENSIONS ARE SHOWN IN IMPERIAL.

CONSULTANT:

WSP
 228 East 45th Street
 New York, NY 10017
 (212) 687-9885
 www.wspgroup.com/usa

PROJECT:
217 WEST 57TH STREET
NEW YORK, NY

DRAWING TITLE:
20TH FLOOR - FRAMING PLAN

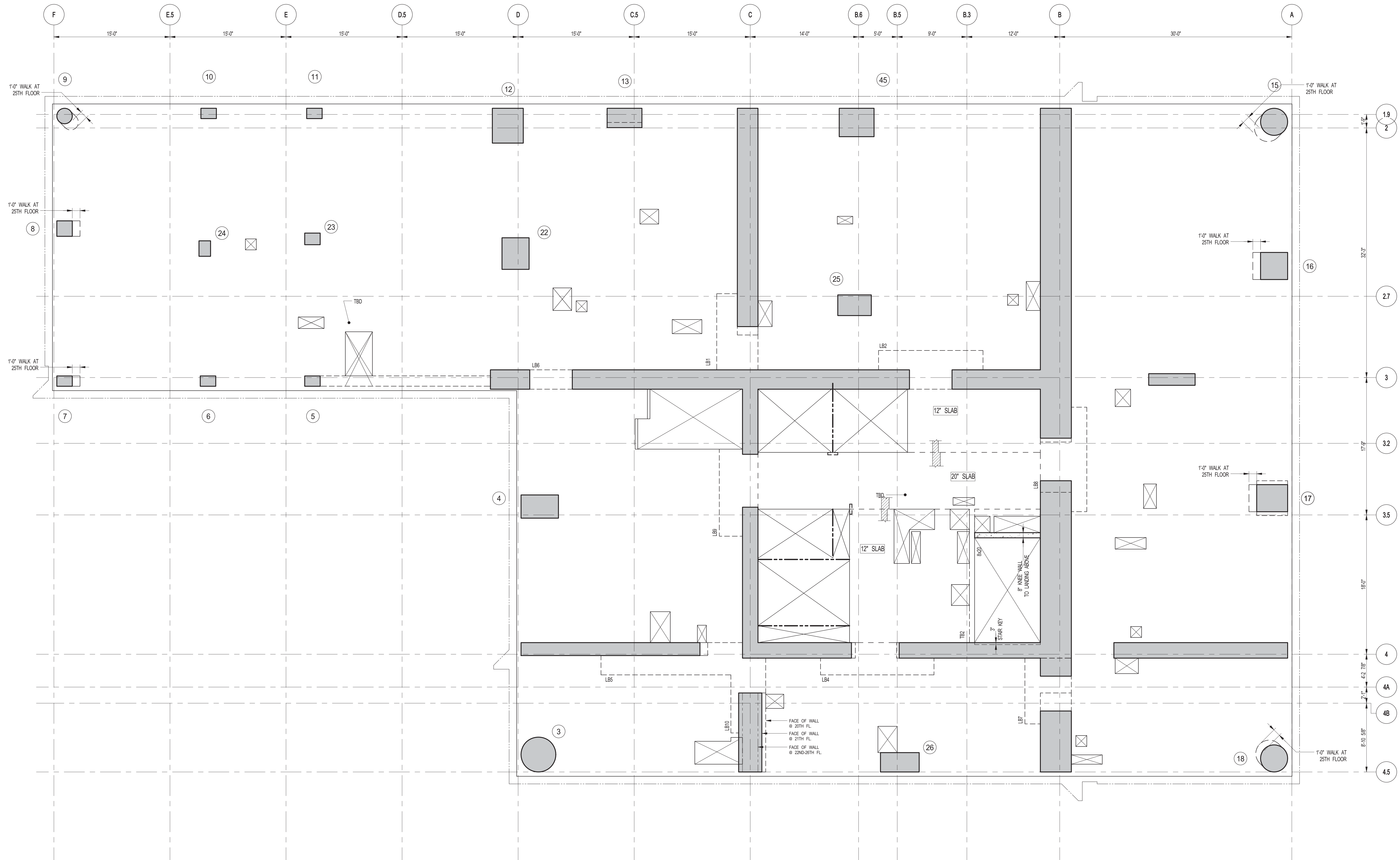
SEAL & SIGNATURE:

DATE: 06-02-2014
PROJECT No: 2012185
DRAWN: CAD
CHK: YE
SCALE: As indicated
DWG No:
S-225.00

DOB PAGE No: 47 OF 118
DOB EMPLOYEE STAMP:
DOB 5-SCAN:

Damian Titus

APPROVED
 Under Directive 2 of 1975
 Date: 07/09/2015
NYC Development Hub



1
21TH-26TH FLOOR FRAMING PLAN
SCALE: 3/16" = 1'-0"

- NOTES:**
1. SLAB ELEVATION TO BE: 21ST FLOOR: 431'-3" U.O.N.
22ND FLOOR: 443'-1" U.O.N.
23RD FLOOR: 454'-11" U.O.N.
24TH FLOOR: 466'-9" U.O.N.
25TH FLOOR: 478'-7" U.O.N.
26TH FLOOR: 490'-5" U.O.N.
 2. SLAB TO BE 8" THICK MIN. U.O.N. ON PLAN
 3. BOTTOM SLAB REINFORCEMENT TO BE:
#8@12 CONT. E.W. FOR 8" SLAB U.O.N.
#6@12 CONT. E.W. FOR 12" SLAB U.O.N.
 4. FOR BALANCE OF INFORMATION SEE S-201

KEY PLAN

PROJECT NORTH

TRUE NORTH

DEVELOPER:
EXTELL DEVELOPMENT COMPANY
805 THIRD AVENUE, 7TH FLOOR
NEW YORK, NY 10022 USA
TEL: 212 712 6000 FAX: 212 712 6100

DESIGN ARCHITECT: Base Building Shell & Core
ADRIAN SMITH + GORDON GILL ARCHITECTURE
111 WEST MONROE STREET SUITE 2300
CHICAGO, IL 60603
TEL: 312 920 1888 FAX: 312 920 1775

INTERIOR DESIGNER: Residential
Rottet Architecture and Design Studio, PLLC
298 Fifth Ave, 7th Floor
New York, NY 10017
TEL: 646 988 7000 FAX:

ARCHITECT OF RECORD: Base Building Shell, Core, & Residential
AJA ARCHITECTS, P.C.
401 Wellington St. W., 3rd Floor
Toronto, ON M5V 1E7 Canada
TEL: 416 967 1500 FAX: 416 967 7150

STRUCTURAL ENGINEERS
WSP
228 East 45th Street
New York, NY 10017 USA
TEL: 212 687 9885 FAX: 646 487 5501

MEP ENGINEERS:
AKF GROUP
1501 Broadway
New York, NY 10036 USA
TEL: 212 354 5656 FAX: 212 354 5668

GEOTECHNICAL ENGINEERS:
Langan Engineering & Environmental Services
21 Penn Plaza - 360 West 31st Street, 8th Floor
New York, NY 10001-2727
TEL: 212 479 5400 FAX: 212 479 5444

CODE CONSULTANTS:
Construction Consulting Associates
100 Church Street
New York, NY 10007
TEL: 212 385 1515 FAX: 212 385 1911

CURTAINWALL CONSULTANT:
AJLP Consulting
40 Worth Street, Suite 826
New York, NY 10013
TEL: 212 757 6559 FAX: 646 219 8508

LANDMARK/PRESERVATION CONSULTANT:
Jan Hird Pokorny Associates, Inc.
39 West 37th Street, 12A
New York, NY 10018
TEL: 212 759 6452 FAX: 212 759 6540

No.	DESCRIPTION	DATE
1	SCHEMATIC DESIGN	03-31-2014
2	ISSUED FOR SCHEMATIC DESIGN	04-04-2014
3	SUPERSTRUCTURE CONCRETE BID	06-02-2014
4	DESIGN DEVELOPMENT	07-01-2014
5	ISSUED FOR DESIGN DEVELOPMENT	07-31-2014
6	CD PROGRESS ISSUE 1	10-15-2014
7	DOB SUBMISSION	12-19-2014

DOB SUBMISSION

Discrepancies must be reported immediately to the Architect before proceeding. Only figured dimensions are to be used. Contractors must check all dimensions on site. This drawing is protected by copyright.

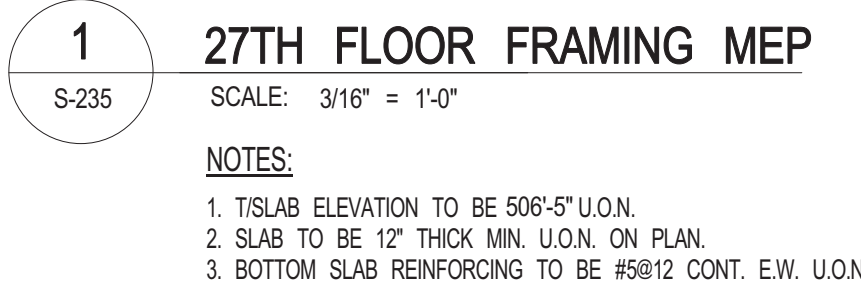
ALL DIMENSIONS ARE SHOWN IN IMPERIAL.

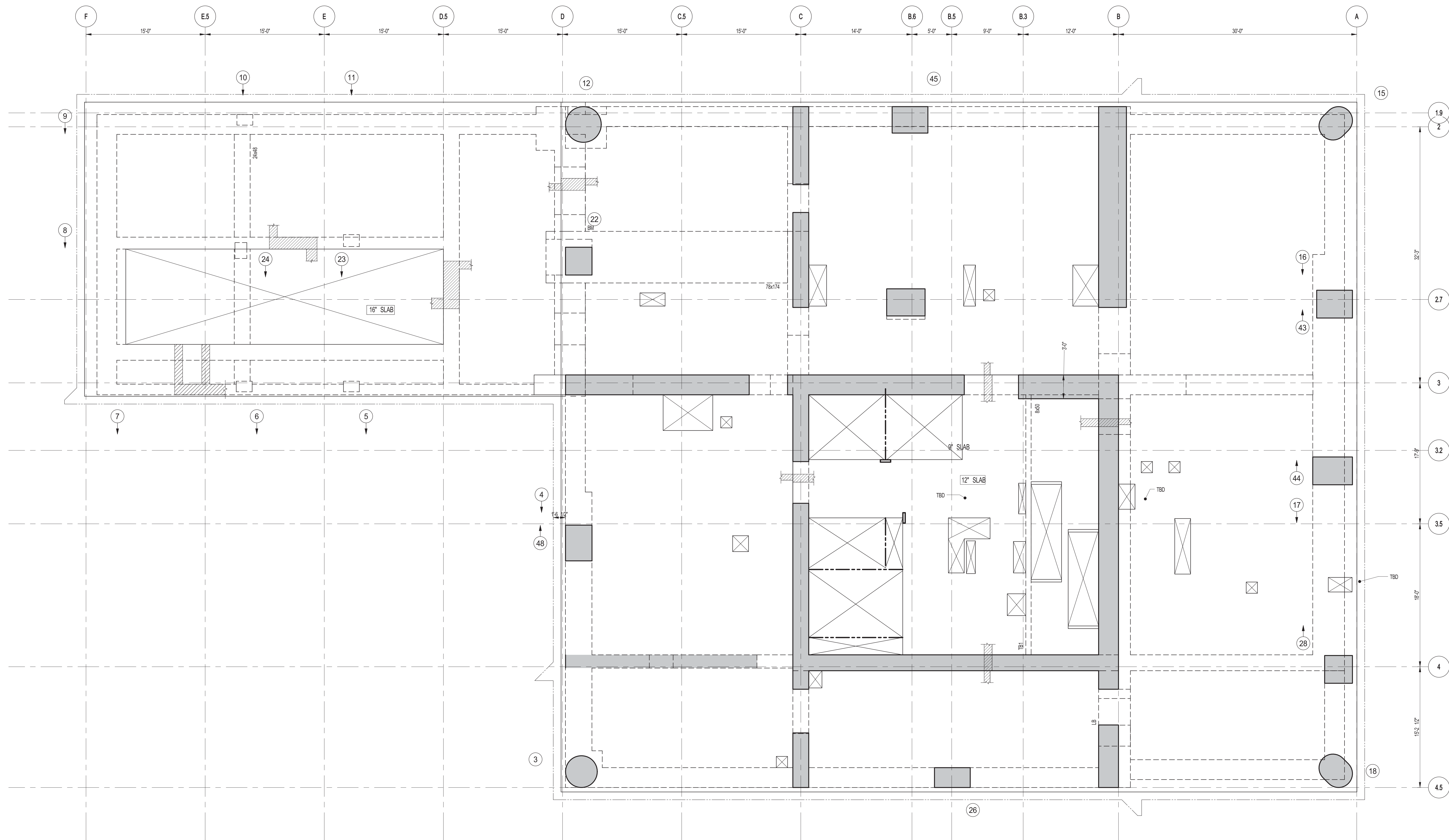
CONSULTANT:
WSP
228 East 45th Street
New York, NY 10017
(212) 687-9885
www.wsgroup.com/usa

PROJECT:
217 WEST 57TH STREET
NEW YORK, NY

DRAWING TITLE:
21TH-26TH FLOORS - FRAMING PLAN

SEAL & SIGNATURE	DATE:	03-31-2014
	PROJECT No:	2012185
	DRAWN: CADDO	REV:
	CHK: YE	7
	SCALE: As indicated	
DWG No:	S-230.00	
DOB PAGE No:	48 OF 118	
DOB EMPLOYEE STAMP:	DOB 5-SCAN:	





1 28TH FLOOR FRAMING PLAN
 SCALE: 3/16\"/>

- NOTES:**
1. SLAB ELEVATION TO BE 330'-0\"/>

TRUE NORTH

KEY PLAN:

PROJECT NORTH

DEVELOPER:

EXTELL DEVELOPMENT COMPANY
 805 THIRD AVENUE, 7TH FLOOR
 NEW YORK, NY 10022 USA
 TEL: 212 712 6000 FAX: 212 712 6100

DESIGN ARCHITECT:

Base Building Shell & Core
ADRIAN SMITH + GORDON GILL ARCHITECTURE
 111 WEST MONROE STREET SUITE 2300
 CHICAGO, IL 60603
 TEL: 312 920 1888 FAX: 312 920 1775

INTERIOR DESIGNER:

Residential
Rottet Architecture and Design Studio, PLLC
 298 Fifth Ave, 7th Floor
 New York, NY 10017
 TEL: 646 989 7000 FAX:

ARCHITECT OF RECORD:

Base Building Shell, Core, & Residential
AJA ARCHITECTS, P.C.
 401 Wellington St. W., 3rd Floor
 Toronto, ON M5V 1E7 Canada
 TEL: 416 967 1500 FAX: 416 967 7150

STRUCTURAL ENGINEERS:

WSP
 228 East 45th Street
 New York, NY 10017 USA
 TEL: 212 687 9885 FAX: 646 487 5501

MEP ENGINEERS:

AKF GROUP
 1501 Broadway
 New York, NY 10036 USA
 TEL: 212 354 5656 FAX: 212 354 5668

GEOTECHNICAL ENGINEERS:

Langan Engineering & Environmental Services
 21 Penn Plaza - 360 West 31st Street, 8th Floor
 New York, NY 10001-2727
 TEL: 212 479 5400 FAX: 212 479 5444

CODE CONSULTANTS:

Construction Consulting Associates
 100 Church Street
 New York, NY 10007
 TEL: 212 385 1515 FAX: 212 385 1911

CURTAINWALL CONSULTANT:

AJLP Consulting
 40 Worth Street, Suite 826
 New York, NY 10013
 TEL: 212 757 6559 FAX: 646 219 8508

LANDMARK/PRESERVATION CONSULTANT:

Jan Hird Pokorny Associates, Inc.
 39 West 37th Street, 12A
 New York, NY 10018
 TEL: 212 759 6452 FAX: 212 759 6540

No.	DESCRIPTION	DATE
1	SCHEMATIC DESIGN	03-31-2014
2	ISSUED FOR SCHEMATIC DESIGN	04-04-2014
3	SUPERSTRUCTURE CONCRETE BID	06-02-2014
4	DESIGN DEVELOPMENT	07-01-2014
5	ISSUED FOR DESIGN DEVELOPMENT	07-31-2014
6	CD PROGRESS ISSUE 1	10-15-2014
7	DOB SUBMISSION	12-19-2014

DOB SUBMISSION

Discrepancies must be reported immediately to the Architect before proceeding. Only figured dimensions are to be used. Contractors must check all dimensions on site. This drawing is protected by copyright.

ALL DIMENSIONS ARE SHOWN IN IMPERIAL.

CONSULTANT:

WSP
 228 East 45th Street
 New York, NY 10017
 (212) 687-9885
 www.wspgroup.com/usa

PROJECT:

217 WEST 57TH STREET
 NEW YORK, NY

DRAWING TITLE:

28TH FLOOR - FRAMING PLAN

SEAL & SIGNATURE:

DATE:

03-31-2014

PROJECT No:

2012185

DRAWN: CADDO

CHK: YE

SCALE: As indicated

DWG No:

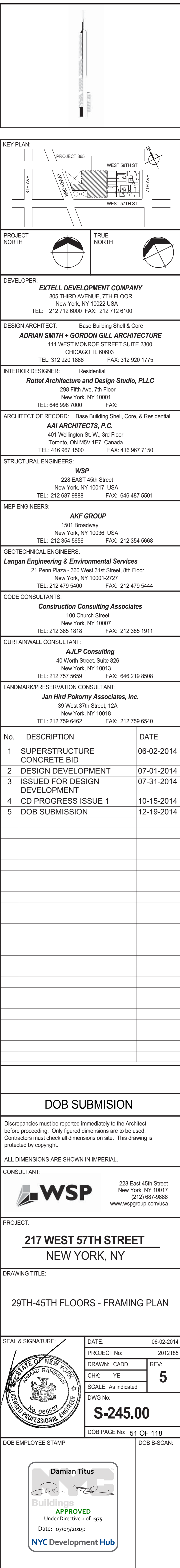
S-240.00

DOB PAGE No: 50 OF 118

DOB 5-SCAN:

DOB EMPLOYEE STAMP:

Damian Titus
 Buildings
 APPROVED
 Under Directive 2 of 1975
 Date: 07/09/2015
 NYC Development Hub





DESIGN ARCHITECT: Base Building Shell & Core
ADRIAN SMITH + GORDON GILL ARCHITECTURE
111 WEST MONROE STREET SUITE 2300
CHICAGO IL 60603
TEL: 312 920 1888 FAX: 312 920 1775

INTERIOR DESIGNER: Residential
Rottet Architecture and Design Studio, PLLC
 298 Fifth Ave, 7th Floor
 New York, NY 10001
 TEL: 646 998 7000 FAX:

ARCHITECT OF RECORD: Base Building Shell, Core, & Residential
AAI ARCHITECTS, P.C.
 401 Wellington St. W., 3rd Floor
 Toronto, ON M5V 1E7 Canada
 TEL: 416 967 1500 FAX: 416 967 7150

STRUCTURAL ENGINEERS:

WSP
228 EAST 45th Street
New York, NY 10017 USA
TEL: 212 687 9888 FAX: 646 487 5501

MEP ENGINEERS:

AKF GROUP
1501 Broadway
New York, NY 10036 USA
TEL: 212 354 5656 FAX: 212 354 5668

GEOTECHNICAL ENGINEERS:
Langan Engineering & Environmental Services
21 Penn Plaza - 360 West 31st Street, 8th Floor
New York, NY 10001-2727
TEL: 212 479 5400 FAX: 212 479 5444

CODE CONSULTANTS:
Construction Consulting Associates
100 Church Street
New York, NY 10007
TEL: 212 385 1818 FAX: 212 385 1911

CURTAINWALL CONSULTANT:
AJLP Consulting
40 Worth Street, Suite 826
New York, NY 10013
TEL: 212 757 5659 FAX: 646 219 8508

LANDMARK/PRESERVATION CONSULTANT:
Jan Hird Pokorny Associates, Inc.
39 West 37th Street, 12A
New York, NY 10018
TEL: 212 759 6462 FAX: 212 759 6540

Discrepancies must be reported immediately to the Architect before proceeding. Only figured dimensions are to be used. Contractors must check all dimensions on site. This drawing is protected by copyright.

ALL DIMENSIONS ARE SHOWN IN IMPERIAL.

CONSULTANT:


228 East 45th Street


New York, NY 10017
(212) 687-9888
www.wspgroup.com/usa

PROJECT: 217 WEST 57TH STREET
NEW YORK, NY

46TH FLOOR (MEP) - FRAMING PLAN

FILE & SIGNATURE: /	DATE: 02.24.2014
---------------------	------------------


	PROJECT No: 2012185	
	DRAWN: CADD	REV:

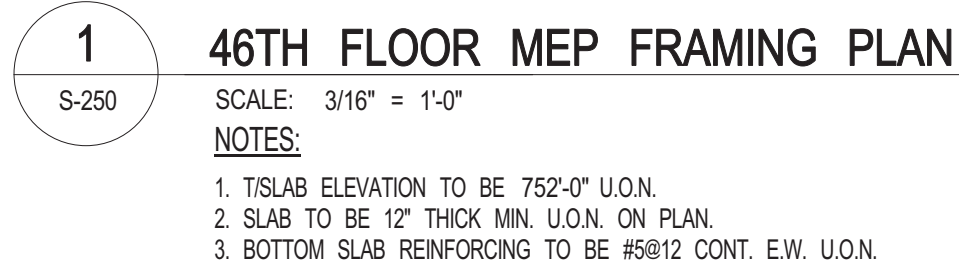
	CHK: YE	7
	SCALE: As indicated	



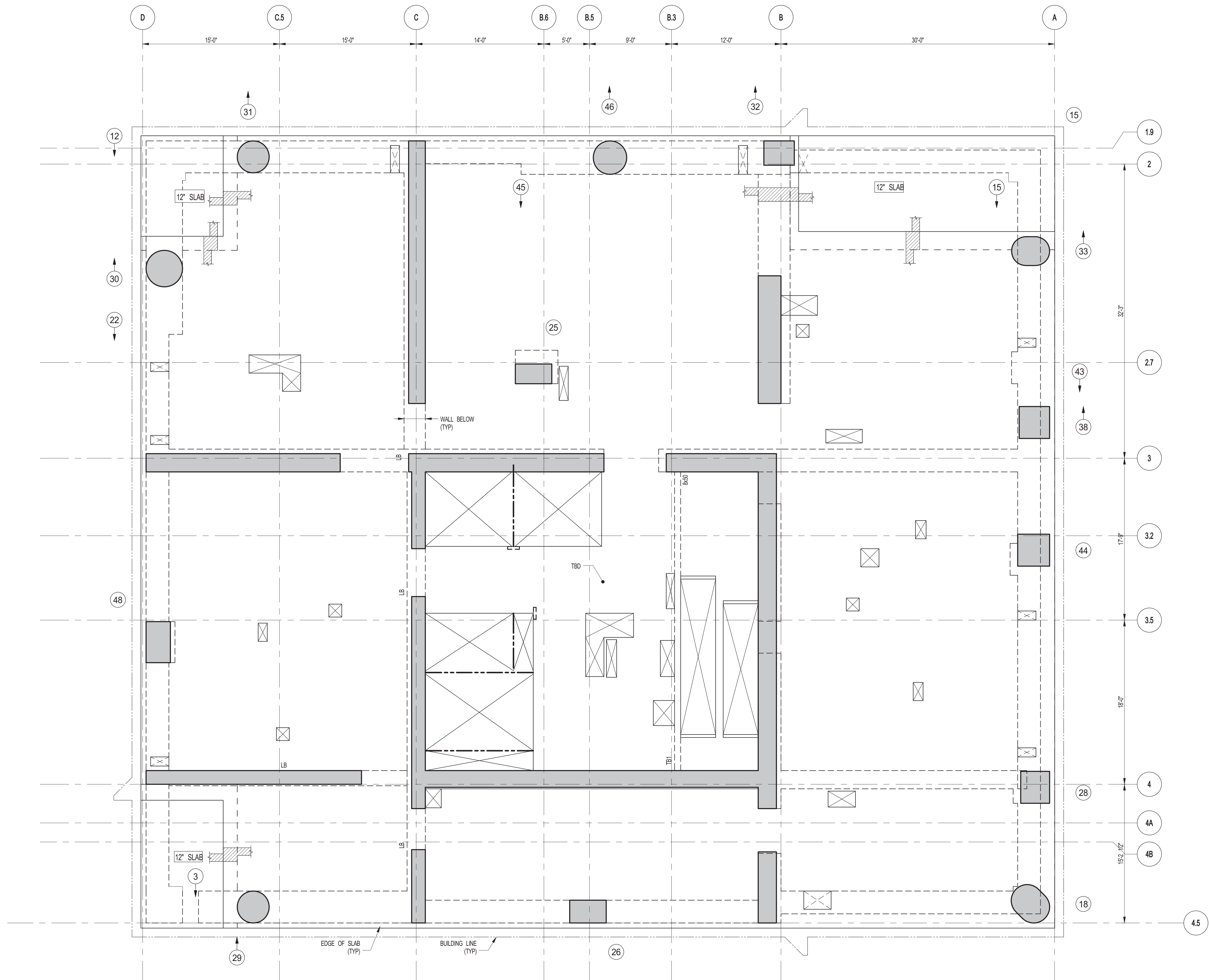
DWG No: **S-250.00**

DOB PAGE No: 52 OF 118	
DOB EMPLOYEE STAMP:	DOB B-SCAN:

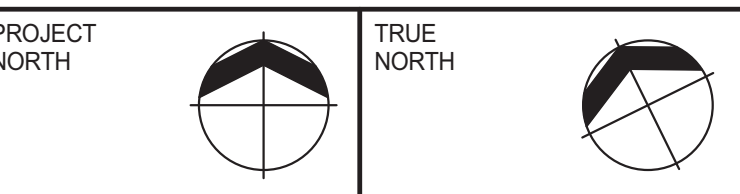
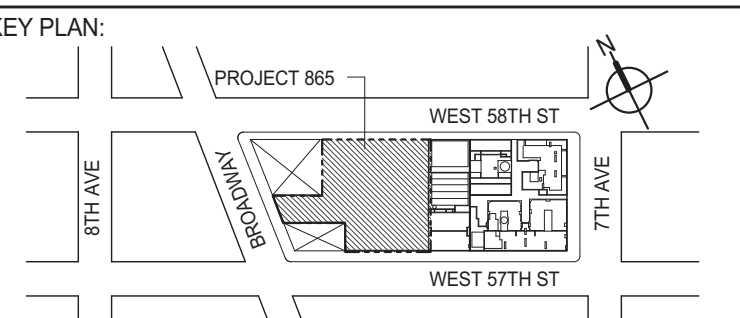

Damian Titus

 Buildings **APPROVED**
 Under Directive 2 of 1975
 Date: 07/09/2015:
NYC Development Hub



1 **46TH FLOOR MEP FRAMING PLAN**
 S-250 SCALE: 3/16" = 1'-0"
NOTES:
 1. SLAB ELEVATION TO BE 752'-0" U.O.N.
 2. SLAB TO BE 12" THICK MIN. U.O.N. ON PLAN.
 3. BOTTOM SLAB REINFORCING TO BE #5@12 CONT. E.W. U.O.N.



1
S-255
47TH FLOOR FRAMING PLAN
SCALE: 3/16" = 1'-0"
NOTES:
1. TISLAB ELEVATION TO BE 779.9' U.O.N.
2. SLAB TO BE 12" THICK MIN. U.O.N. ON PLAN.
3. BOTTOM SLAB REINFORCING TO BE #8@12 CONT. EW. U.O.N.



DEVELOPER:
EXTELL DEVELOPMENT COMPANY
805 THIRD AVENUE, 7TH FLOOR
NEW YORK, NY 10022 USA
TEL: 212 712 6000 FAX: 212 712 6100

DESIGN ARCHITECT: Base Building Shell & Core
ADRIAN SMITH + GORDON GILL ARCHITECTURE
111 WEST MONROE STREET SUITE 2300
CHICAGO, IL 60603
TEL: 312 920 1888 FAX: 312 920 1775

INTERIOR DESIGNER: Residential
Rottet Architecture and Design Studio, PLLC
208 Fifth Ave., 7th Floor
New York, NY 10001
TEL: 646 998 7000 FAX:

ARCHITECT OF RECORD: Base Building Shell, Core, & Residential
AJA ARCHITECTS, P.C.
401 Wellington St. W., 3rd Floor
Toronto, ON M5V 1E7 Canada
TEL: 416 967 1500 FAX: 416 967 7150

STRUCTURAL ENGINEERS:
WSP
228 EAST 45th Street
New York, NY 10017 USA
TEL: 212 687 8865 FAX: 646 487 5501

MEP ENGINEERS:
AKF GROUP
1501 Broadway
New York, NY 10036 USA
TEL: 212 354 5656 FAX: 212 354 5668

GEOTECHNICAL ENGINEERS:
Langan Engineering & Environmental Services
21 Penn Plaza - 360 West 31st Street, 8th Floor
New York, NY 10001-2722
TEL: 212 479 5400 FAX: 212 479 5444

CODE CONSULTANTS:
Construction Consulting Associates
100 Church Street
New York, NY 10007
TEL: 212 385 1912 FAX: 212 385 1911

CURTAINWALL CONSULTANT:
AJLP Consulting
40 Worth Street, Suite 826
New York, NY 10013
TEL: 212 757 6659 FAX: 646 219 8508

LANDMARK/PRESERVATION CONSULTANT:
Jan Hird Pokorny Associates, Inc.
39 West 37th Street, 12A
New York, NY 10018
TEL: 212 759 6462 FAX: 212 759 6540

No.	DESCRIPTION	DATE
1	SCHEMATIC DESIGN	03-31-2014
2	ISSUED FOR SCHEMATIC DESIGN	04-04-2014
3	SUPERSTRUCTURE CONCRETE BID	06-02-2014
4	DESIGN DEVELOPMENT	07-01-2014
5	ISSUED FOR DESIGN DEVELOPMENT	07-31-2014
6	CD PROGRESS ISSUE 1	10-15-2014
7	ISSUED FOR CONSTRUCTION UP TO 7TH FLOOR ONLY	11-14-2014
8	DOB SUBMISSION	12-19-2014

DOB SUBMISSION

Discrepancies must be reported immediately to the Architect before proceeding. Only figured dimensions are to be used. Contractors must check all dimensions on site. This drawing is protected by copyright.

ALL DIMENSIONS ARE SHOWN IN IMPERIAL.

CONSULTANT:
WSP
228 East 45th Street
New York, NY 10017
(212) 687-8865
www.wspgroup.com/usa

PROJECT:
217 WEST 57TH STREET
NEW YORK, NY


DRAWING TITLE:

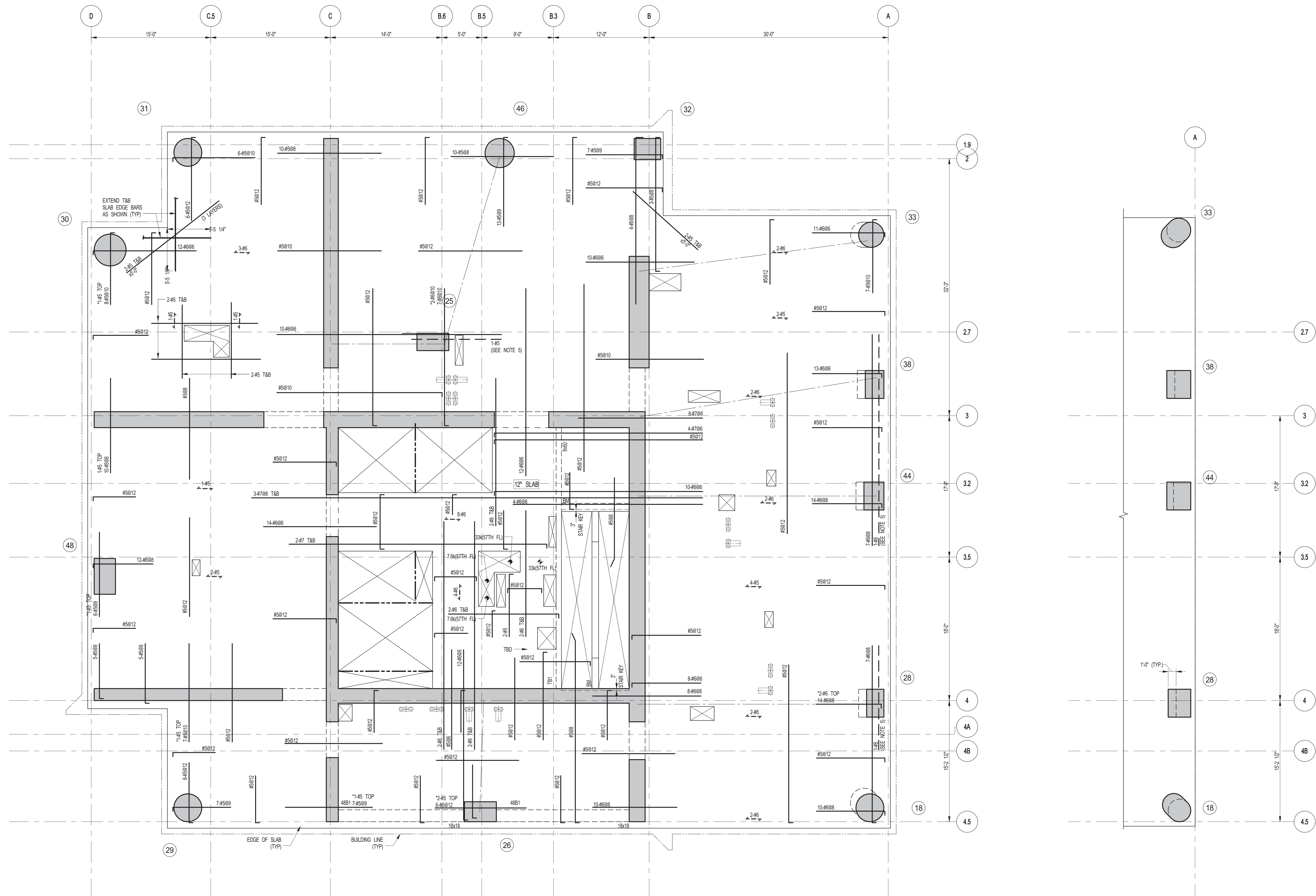
47TH FLOOR - FRAMING PLAN

SEAL & SIGNATURE	DATE: 03-31-2014
	PROJECT No: 2012185
	DRAWN: CAD0
	CHK: YE
	SCALE: As indicated
DWG No:	REV: 8
S-255.00	

DOB PAGE No: 53 OF 118

DOB EMPLOYEE STAMP: DOB S-SCAN:



**1 48TH TO 66TH FLOOR FRAMING PLAN**

S-260 SCALE: 3/16" = 1'-0"

NOTES:

1. TSLAB ELEVATION TO BE:
48TH FLOOR 789'-7"
49TH FLOOR 801'-5"
50TH FLOOR 814'-3"
51ST FLOOR 827'-1"
52ND FLOOR 839'-11"
53RD FLOOR 852'-9"
54TH FLOOR 865'-7"
55TH FLOOR 878'-5"
56TH FLOOR 891'-3"
57TH FLOOR 904'-1"
58TH FLOOR 916'-11"
59TH FLOOR 929'-9"
60TH FLOOR 942'-7"
61ST FLOOR 955'-5"
62ND FLOOR 968'-3"
63RD FLOOR 981'-1"
64TH FLOOR 993'-11"
65TH FLOOR 1006'-9"
66TH FLOOR 1019'-7"
2. SLAB TO BE 9" THICK MIN. U.O.N. ON PLAN
3. BOTTOM SLAB REINFORCEMENT TO BE:
#5@12 CONT. EW. FOR 12" SLAB U.O.N.
#5@12 CONT. EW. FOR 12" SLAB U.O.N.
4. FOR BALANCE OF INFORMATION SEE S-201
5. FOR STRUCTURE INTEGRITY REINF. ADDL. INFORMATION SEE S-201

48TH FLOOR BEAM SCHEDULE									
BEAM MARK	WIDTH	DEPTH	REINFORCEMENT		ADDL. BARS AT SUPPORT	TYPE	SIZE	SPACING	REMARKS
			BOTTOM CONTINUOUS	TOP CONTINUOUS					
48B1	18	18	3-#7	3-#7		1	#4	8	



TYPE 1

2 PART PLAN AT 66TH FLOOR WALKING COLUMNS

S-260 SCALE: 3/16" = 1'-0"

DOB SUBMISSION

Discrepancies must be reported immediately to the Architect before proceeding. Only figured dimensions are to be used. Contractors must check all dimensions on site. This drawing is protected by copyright.

ALL DIMENSIONS ARE SHOWN IN IMPERIAL.

CONSULTANT:


228 East 45th Street
New York, NY 10017
(212) 687-8889
www.wsgroup.com/usa

PROJECT:

217 WEST 57TH STREET
NEW YORK, NY

DRAWING TITLE:

48TH-66TH FLOORS - FRAMING PLAN

SEAL & SIGNATURE

DATE: 03-31-2014

PROJECT No: 2012185

DRAWN: CADDO REV: 7

CHK: YE

SCALE: As indicated

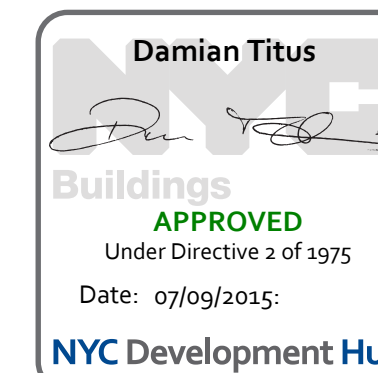
DWG No:

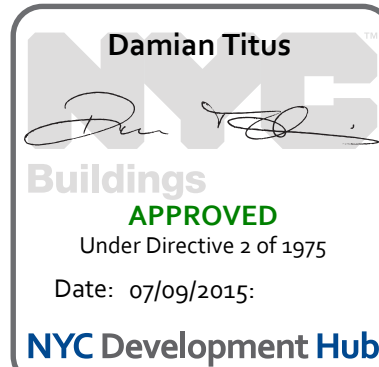
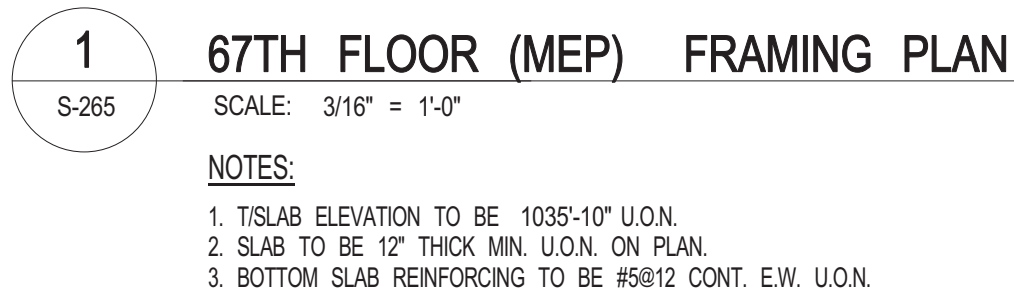
S-260.00

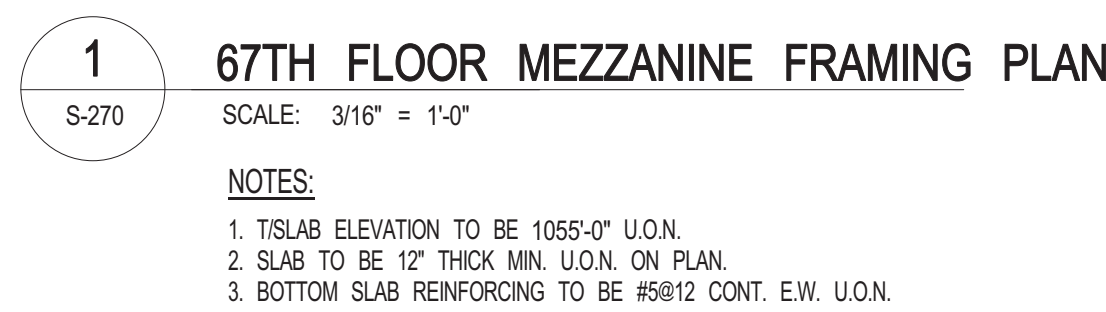
DOB PAGE No: 54 OF 118

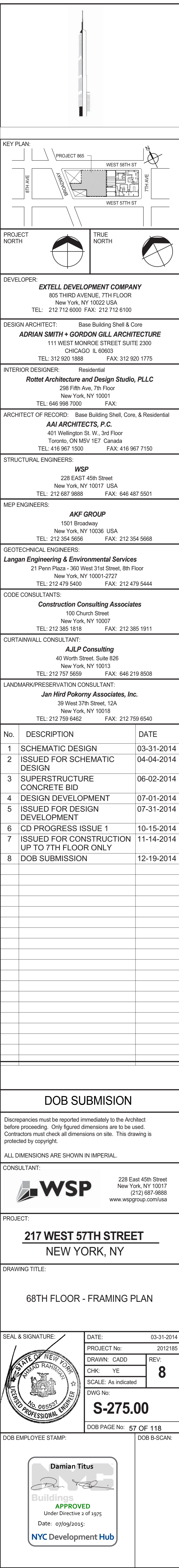
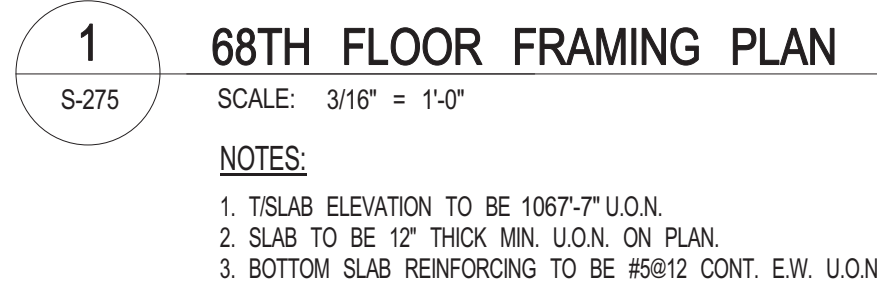
DOB EMPLOYEE STAMP:

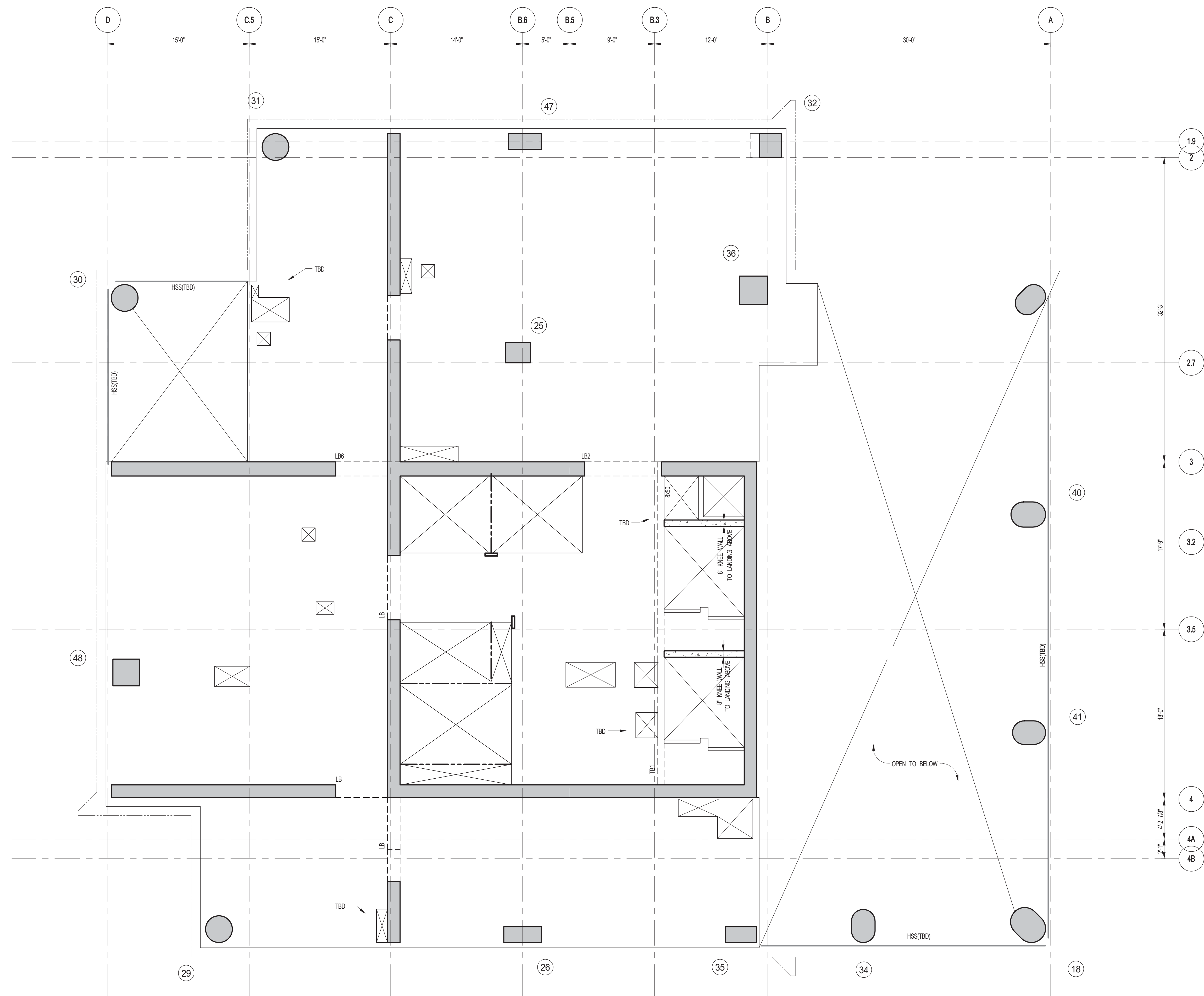
DOB S-CAN:











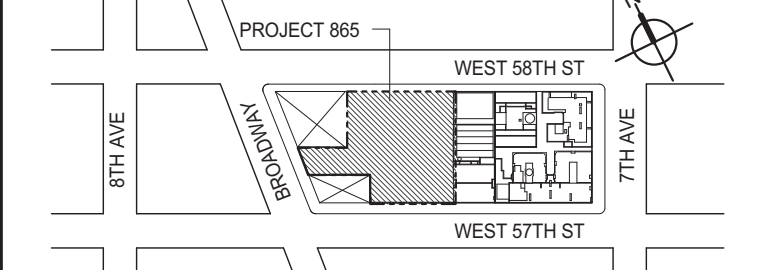
1 69TH FLOOR FRAMING PLAN
S-280 SCALE: 3/16" = 1'-0"

NOTES:

1. TISLAB ELEVATION TO BE 1083'-7" U.O.N.
2. SLAB TO BE 12" THICK MIN. U.O.N. ON PLAN.
3. BOTTOM SLAB REINFORCING TO BE #5@12 CONT. E.W. U.O.N.



KEY PLAN:



PROJECT NORTH



TRUE NORTH



DEVELOP

ER:
EXTELL DEVELOPMENT COMPANY
805 THIRD AVENUE, 7TH FLOOR
New York, NY 10022 USA
TEL: 212 712 6000 FAX: 212 712 6100

DESIGN ARCHITECT: Base Building Shell & Core
ADRIAN SMITH + GORDON GILL ARCHITECTURE
 111 WEST MONROE STREET SUITE 2300
 CHICAGO IL 60603
 TEL: 312 920 1888 FAX: 312 920 1775

INTERIOR DESIGNER: Residential
Rottet Architecture and Design Studio, PLLC
296 Fifth Ave, 7th Floor
New York, NY 10001
TEL: 646 998 7000 FAX:

ARCHITECT OF RECORD: Base Building Shell, Core, & Residential
AAI ARCHITECTS, P.C.
 401 Wellington St. W., 3rd Floor
 Toronto, ON M5V 1E7 Canada
 TEL: 416 967 1500 FAX: 416 967 7150

STRUCTURAL ENGINEERS:
WSP
228 EAST 45th Street
New York, NY 10017 USA
TEL: 212 687 9888 FAX: 646 487 5501

MEP ENGINEERS:

AKF GROUP
1501 Broadway
New York, NY 10036 USA
TEL: 212 354 5656 FAX: 212 354 5668

GEOTECHNICAL ENGINEERS:
Langan Engineering & Environmental Services
21 Penn Plaza - 380 West 31st Street, 8th Floor
New York, NY 10001-2727
TEL: 212 479 5400 FAX: 212 479 5444

CODE CONSULTANTS:
Construction Consulting Associates
100 Church Street
New York, NY 10007
TEL: 212 385 1818 FAX: 212 385 1911

CURTAINWALL CONSULTANT:
AJLP Consulting
40 Worth Street, Suite 826
New York, NY 10013
TEL: 212 757 5659 FAX: 646 219 8508

LANDMARK/PRESERVATION CONSULTANT:
Jan Hird Pokorny Associates, Inc.
39 West 37th Street, 12A
New York, NY 10018
TEL: 212 759 6462 FAX: 212 759 6540

No.	DESCRIPTION	DATE
1	SCHEMATIC DESIGN	03-31-2014
2	ISSUED FOR SCHEMATIC DESIGN	04-04-2014
3	SUPERSTRUCTURE CONCRETE BID	06-02-2014
4	DESIGN DEVELOPMENT	07-01-2014
5	ISSUED FOR DESIGN DEVELOPMENT	07-31-2014
6	CD PROGRESS ISSUE 1	10-15-2014
7	DOB SUBMISSION	12-19-2014

DOB SUBMISSION

Discrepancies must be reported immediately to the Architect before proceeding. Only figured dimensions are to be used. Contractors must check all dimensions on site. This drawing is protected by copyright.

ALL DIMENSIONS ARE SHOWN IN IMPERIAL.

CONSULTANT:



228 East 45th Street
New York, NY 10017
(212) 687-9888
www.wspgroup.com/usa

PROJECT:

217 WEST 57TH STREET
NEW YORK, NY

DRAWING TITLE:


69TH FLOOR - FRAMING PLAN

SEAL & SIGNATURE: /	DATE: 03-31-2014
---------------------	------------------

PROJECT No:	2012185
-------------	---------

	DRAWN: CADD	REV:
	DATE: 11/11/11	

	CHK: YE	7
---	---------	---

	SCALE: As indicated	


 DWG No: 000000
\$-280.00

DOB PAGE No: 58 OF 118

DOB EMPLOYEE STAMP:	DOB B-SCAN:
---------------------	-------------

[illegible]

Damian Titus

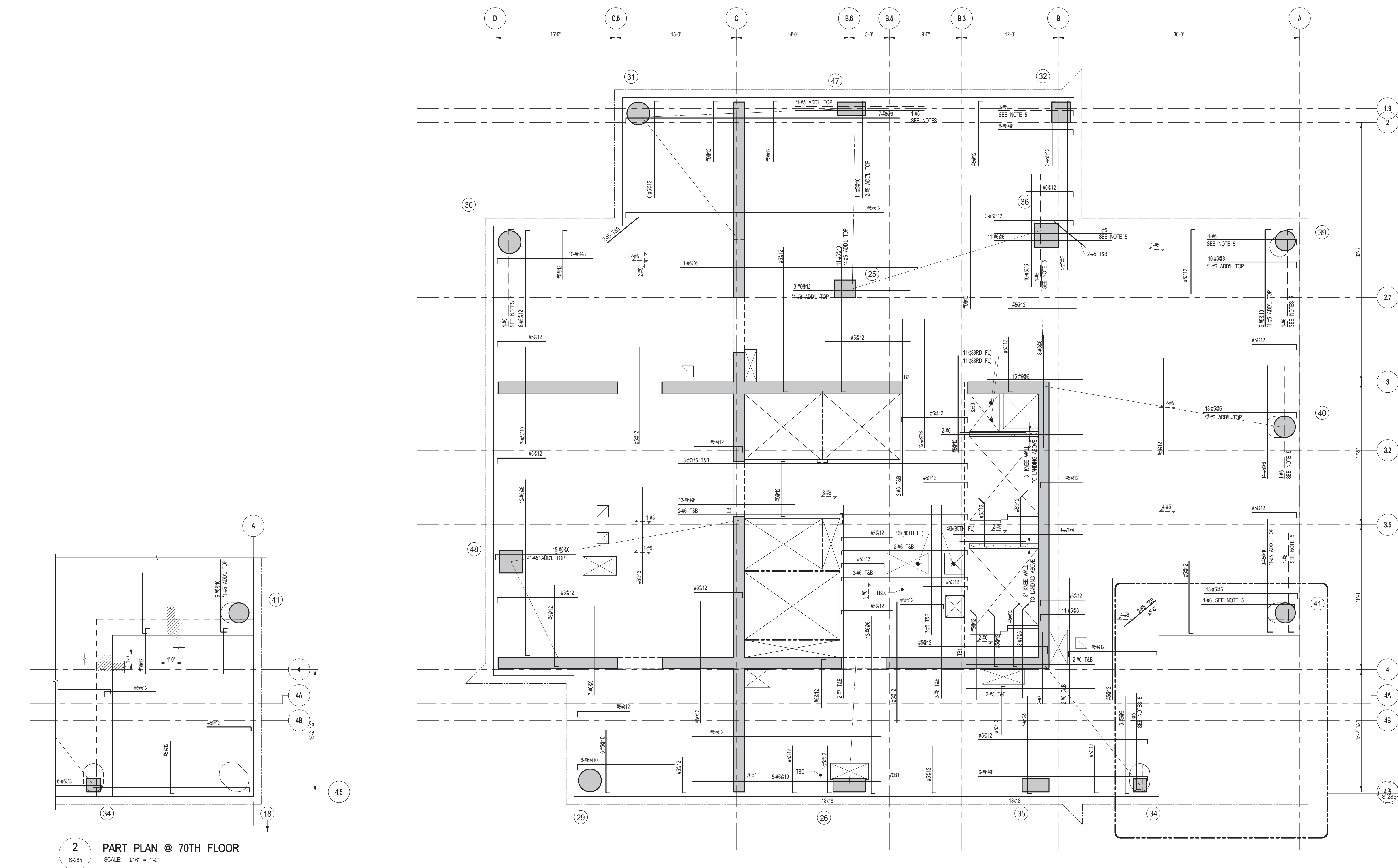
Buildings	APPROVED
-----------	----------

Under Directive 2 of 1975

Date: 07/09/2015:

NYC Development Hub


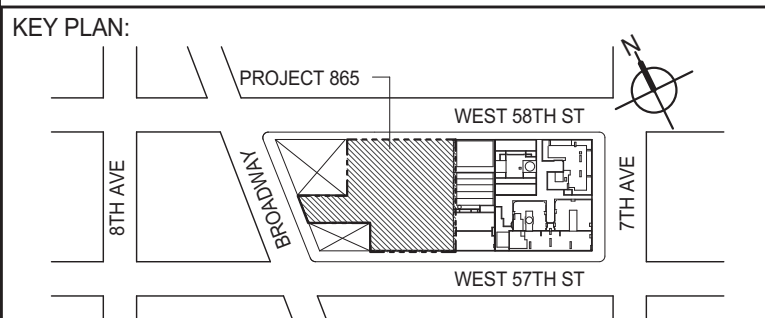
[illegible]



70TH FLOOR BEAM SCHEDULE									
BEAM MARK	WIDTH	DEPTH	REINFORCEMENT			STIRRUPS			REMARKS
			BOTTOM CONTINUOUS	TOP CONTINUOUS	TOP ADD'L BARS AT SUPPORT	TYPE	SIZE	SPACING	
70B1	18	18	3-#7	3-#7		1	#4	@8	

NOTES:

1. TISLAB ELEVATION TO BE: 70TH FLOOR 1099'-7"
71ST FLOOR 1112'-5"
72ND FLOOR 1125'-3"
73RD FLOOR 1138'-1"
74TH FLOOR 1150'-11"
75TH FLOOR 1163'-9"
76TH FLOOR 1176'-7"
77TH FLOOR 1189'-5"
78TH FLOOR 1202'-3"
79TH FLOOR 1215'-11"
80TH FLOOR 1227'-11"
81ST FLOOR 1240'-9"
82ND FLOOR 1253'-7"
83RD FLOOR 1266'-5"
84TH FLOOR 1279'-3"
85TH FLOOR 1292'-11"
86TH FLOOR 1304'-11"
87TH FLOOR 1317'-9"
88TH FLOOR 1330'-7"
2. SLAB TO BE 12" THICK MIN. U.O.N. ON PLAN.
3. BOTTOM SLAB REINFORCING TO BE #5@12 CONT. E.W. U.O.N.
4. FOR BALANCE OF INFORMATION SEE FOUND & FOUND.
5. FOR STRUCTURE INTEGRITY REINF. ADD. INFORMATION SEE S-870.



DEVELOPER:
EXTELL DEVELOPMENT COMPANY
805 THIRD AVENUE, 7TH FLOOR
NEW YORK, NY 10022 USA
TEL: 212 712 6000 FAX: 212 712 6100

DESIGN ARCHITECT: Base Building Shell & Core
ADRIAN SMITH + GORDON GILL ARCHITECTURE
111 WEST MONROE STREET SUITE 2300
CHICAGO, IL 60603
TEL: 312 920 1888 FAX: 312 920 1775

INTERIOR DESIGNER: Residential
Rottet Architecture and Design Studio, PLLC
208 Fifth Ave., 7th Floor
New York, NY 10001
TEL: 646 998 7000 FAX:

ARCHITECT OF RECORD: Base Building Shell, Core, & Residential
AJA ARCHITECTS, P.C.
401 Wellington St. W., 3rd Floor
Toronto, ON M5V 1E7 Canada
TEL: 416 967 1500 FAX: 416 967 7150

STRUCTURAL ENGINEERS:
WSP
228 EAST 45th Street
New York, NY 10017 USA
TEL: 212 687 8885 FAX: 646 487 5501

MEP ENGINEERS:
AKF GROUP
1501 Broadway
New York, NY 10036 USA
TEL: 212 354 5656 FAX: 212 354 5668

GEOTECHNICAL ENGINEERS:
Langan Engineering & Environmental Services
21 Penn Plaza - 360 West 31st Street, 8th Floor
New York, NY 10001-2727
TEL: 212 479 5400 FAX: 212 479 5444

CODE CONSULTANTS:
Construction Consulting Associates
100 Church Street
New York, NY 10007
TEL: 212 385 1818 FAX: 212 385 1911

CURTAINWALL CONSULTANT:
AJLP Consulting
40 Worth Street, Suite 826
New York, NY 10013
TEL: 212 757 6559 FAX: 646 219 8508

LANDMARK/PRESERVATION CONSULTANT:
Jan Hird Pokorny Associates, Inc.
39 West 37th Street - 12A
New York, NY 10018
TEL: 212 759 6452 FAX: 212 759 6540

No.	DESCRIPTION	DATE
1	SCHEMATIC DESIGN	03-31-2014
2	ISSUED FOR SCHEMATIC DESIGN	04-04-2014
3	SUPERSTRUCTURE CONCRETE BID	06-02-2014
4	DESIGN DEVELOPMENT	07-01-2014
5	ISSUED FOR DESIGN DEVELOPMENT	07-31-2014
6	CD PROGRESS ISSUE 1	10-15-2014
7	DOB SUBMISSION	12-19-2014

DOB SUBMISSION

Discrepancies must be reported immediately to the Architect before proceeding. Only figured dimensions are to be used. Contractors must check all dimensions on site. This drawing is protected by copyright.

ALL DIMENSIONS ARE SHOWN IN IMPERIAL.

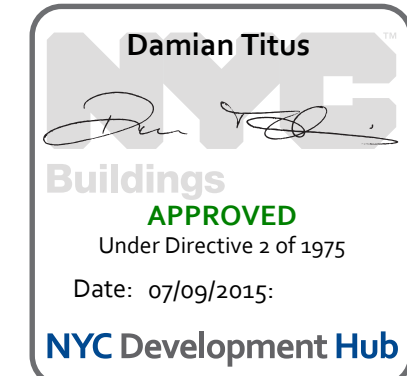
CONSULTANT:
WSP
228 East 45th Street
New York, NY 10017
(212) 687-8885
www.wsgroup.com/usa

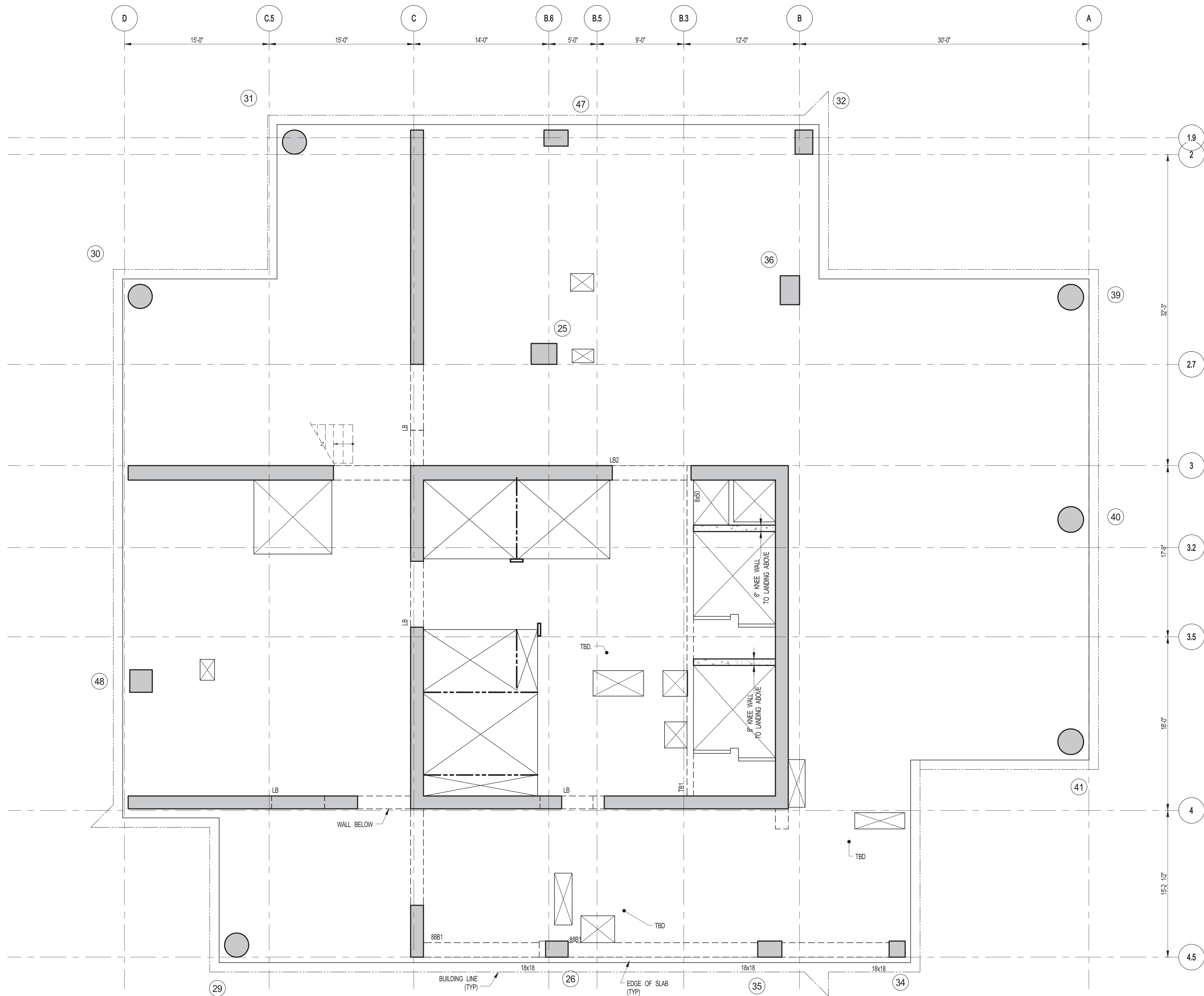
PROJECT:
217 WEST 57TH STREET
NEW YORK, NY

DRAWING TITLE:
70TH-88TH FLOORS - FRAMING PLAN


SEAL & SIGNATURE: PROJECT No: 2012185 DATE: 03-31-2014
DRAWN: CADDO REV: 7
CHK: YE
SCALE: As indicated
DWG No: **S-285.00**

DOB PAGE No: 59 OF 118 DOB 5-SCAN:





1 89TH FLOOR FRAMING PLAN
SCALE: 3/16" = 1'-0"
NOTES:
1. SLAB ELEVATION TO BE 1360.77' U.O.N.
2. SLAB TO BE 12" THICK MIN. U.O.N. ON PLAN.
3. BOTTOM SLAB REINFORCING TO BE #5@12 CONT. E.W. U.O.N.



KEY PLAN:
PROJECT #151
WEST 98TH ST
WEST 97TH ST
7TH AVE

PROJECT NORTH
TRUE NORTH

DEVELOPER:
EXTELL DEVELOPMENT COMPANY
805 THIRD AVENUE, 7TH FLOOR
NEW YORK, NY 10022 USA
TEL: 212 712 6000 FAX: 212 712 6100

DESIGN ARCHITECT:
Base Building Shell & Core
ADRIAN SMITH + GORDON GILL ARCHITECTURE
111 WEST MONROE STREET SUITE 2300
CHICAGO, IL 60603
TEL: 312 920 1888 FAX: 312 920 1775

INTERIOR DESIGNER:
Residential
Rottet Architecture and Design Studio, PLLC
298 Fifth Ave, 7th Floor
New York, NY 10017
TEL: 646 988 7000 FAX:

ARCHITECT OF RECORD:
Base Building Shell, Core, & Residential
AJA ARCHITECTS, P.C.
401 Wellington St W., 3rd Floor
Toronto, ON M5V 1E7 Canada
TEL: 416 967 1500 FAX: 416 967 7150

STRUCTURAL ENGINEERS:
WSP
228 EAST 45th Street
New York, NY 10017 USA
TEL: 212 687 9885 FAX: 646 487 5501

MEP ENGINEERS:
AKF GROUP
1501 Broadway
New York, NY 10036 USA
TEL: 212 354 5656 FAX: 212 354 5668

GEOTECHNICAL ENGINEERS:
Langan Engineering & Environmental Services
21 Penn Plaza - 360 West 31st Street, 8th Floor
New York, NY 10001-2722
TEL: 212 479 5400 FAX: 212 479 5444

CODE CONSULTANTS:
Construction Consulting Associates
100 Church Street
New York, NY 10007
TEL: 212 385 1512 FAX: 212 385 1911

CURTAINWALL CONSULTANT:
AJLP Consulting
40 Worth Street, Suite 826
New York, NY 10013
TEL: 212 757 6559 FAX: 646 219 8508

LANDMARK/PRESERVATION CONSULTANT:
Jan Hird Pokorny Associates, Inc.
39 West 37th Street, 12A
New York, NY 10018
TEL: 212 759 6452 FAX: 212 759 6540

No.	DESCRIPTION	DATE
1	SCHEMATIC DESIGN	03-31-2014
2	ISSUED FOR SCHEMATIC DESIGN	04-04-2014
3	SUPERSTRUCTURE CONCRETE BID	06-02-2014
4	DESIGN DEVELOPMENT	07-01-2014
5	ISSUED FOR DESIGN DEVELOPMENT	07-31-2014
6	CD PROGRESS ISSUE 1	10-15-2014
7	DOB SUBMISSION	12-19-2014

DOB SUBMISSION



Discrepancies must be reported immediately to the Architect before proceeding. Only figured dimensions are to be used. Contractors must check all dimensions on site. This drawing is protected by copyright.

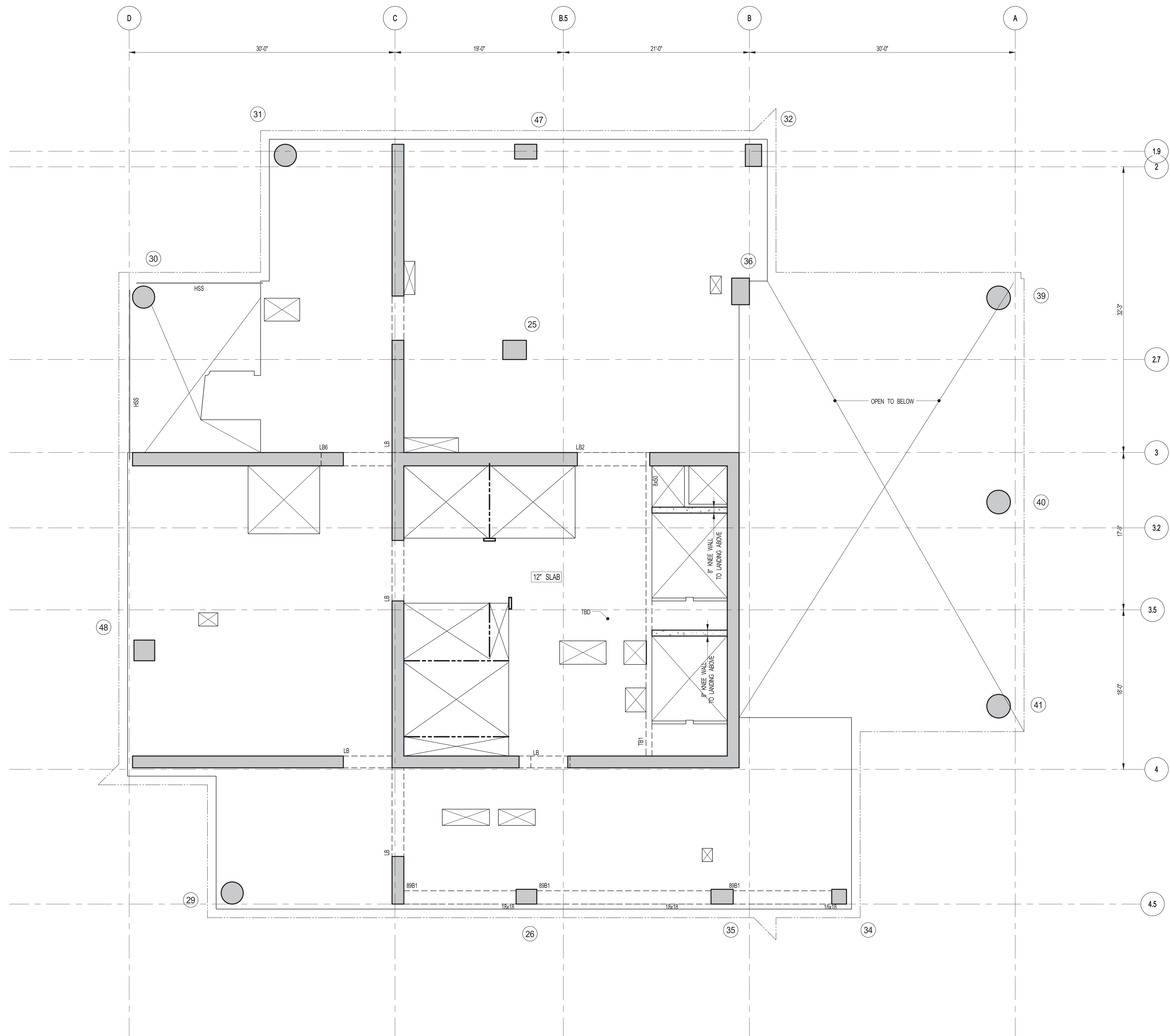
ALL DIMENSIONS ARE SHOWN IN IMPERIAL.

CONSULTANT:
WSP
228 East 45th Street
New York, NY 10017
(212) 687-9885
www.wspgroup.com/usa

PROJECT:
**217 WEST 57TH STREET
NEW YORK, NY**

DRAWING TITLE:
89TH FLOOR - FRAMING PLAN

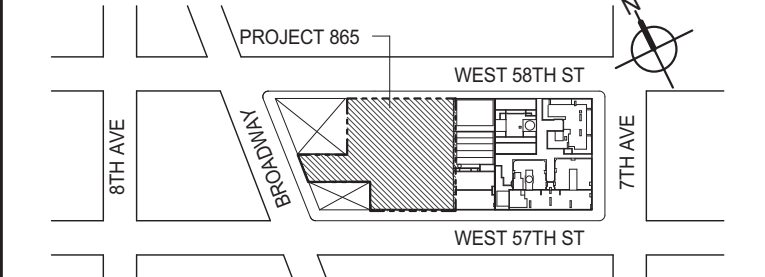
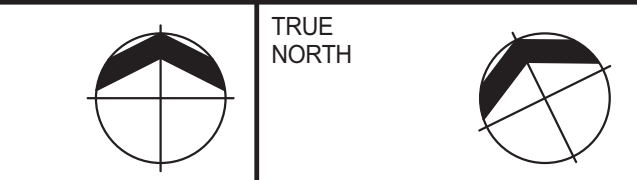
SEAL & SIGNATURE	DATE:	03-31-2014
	PROJECT No:	2012185
	DRAWN: CAD	REV: 7
	CHK: YE	
	SCALE: As indicated	
DWG No:	S-290.00	
DOB PAGE No: 60 OF 118		
DOB EMPLOYEE STAMP:	DOB 5-SCAN:	
		

**1 90TH FLOOR FRAMING PLAN**

SCALE: 3/16" = 1'-0"

NOTES:

1. SLAB ELEVATION TO BE 1362.7' U.O.N.
2. SLAB TO BE 12" THICK MIN. U.O.N. ON PLAN.
3. BOTTOM MAT REINFORCING TO BE #6@12 CONT. EW. U.O.N.

KEY PLAN:**PROJECT NORTH:****DEVELOPER:**

EXTELL DEVELOPMENT COMPANY
805 THIRD AVENUE, 7TH FLOOR
NEW YORK, NY 10022 USA
TEL: 212 712 6000 FAX: 212 712 6100

DESIGN ARCHITECT: Base Building Shell & Core
ADRIAN SMITH + GORDON GILL ARCHITECTURE
111 WEST MONROE STREET SUITE 2300
CHICAGO, IL 60603
TEL: 312 920 1888 FAX: 312 920 1775

INTERIOR DESIGNER: Residential
Rottet Architecture and Design Studio, PLLC
208 Fifth Ave, 7th Floor
New York, NY 10001
TEL: 646 988 7000 FAX:

ARCHITECT OF RECORD: Base Building Shell, Core, & Residential
AJA ARCHITECTS, P.C.
401 Wellington St. W., 3rd Floor
Toronto, ON M5V 1E7 Canada
TEL: 416 967 1500 FAX: 416 967 7150

STRUCTURAL ENGINEERS:
WSP
228 EAST 45th Street
New York, NY 10017 USA
TEL: 212 687 8885 FAX: 646 487 5501

MEP ENGINEERS:
AKF GROUP
1501 Broadway
New York, NY 10036 USA
TEL: 212 354 5656 FAX: 212 354 5668

GEOTECHNICAL ENGINEERS:
Langan Engineering & Environmental Services
21 Penn Plaza - 360 West 31st Street, 8th Floor
New York, NY 10001-2727
TEL: 212 479 5400 FAX: 212 479 5444

CODE CONSULTANTS:
Construction Consulting Associates
100 Church Street
New York, NY 10007
TEL: 212 385 1515 FAX: 212 385 1911

CURTAINWALL CONSULTANT:
AJLP Consulting
40 Worth Street, Suite 826
New York, NY 10013
TEL: 212 757 6559 FAX: 646 219 8508

LANDMARK/PRESERVATION CONSULTANT:
Jan Hird Pokorny Associates, Inc.
39 West 37th Street, 12A
New York, NY 10018
TEL: 212 759 6452 FAX: 212 759 6540

NO. DESCRIPTION DATE

1 SCHEMATIC DESIGN 03-31-2014

2 ISSUED FOR SCHEMATIC DESIGN 04-04-2014

3 SUPERSTRUCTURE CONCRETE BID 06-02-2014

4 DESIGN DEVELOPMENT 07-01-2014

5 ISSUED FOR DESIGN DEVELOPMENT 07-31-2014

6 CD PROGRESS ISSUE 1 10-15-2014

7 DOB SUBMISSION 12-19-2014

DOB SUBMISSION

Discrepancies must be reported immediately to the Architect before proceeding. Only figured dimensions are to be used. Contractors must check all dimensions on site. This drawing is protected by copyright.

ALL DIMENSIONS ARE SHOWN IN IMPERIAL.

CONSULTANT:

WSP 228 East 45th Street
New York, NY 10017
(212) 687-8885
www.wspgroup.com/usa

PROJECT:

217 WEST 57TH STREET
NEW YORK, NY

DRAWING TITLE:

90TH FLOOR - FRAMING PLAN

SEAL & SIGNATURE:

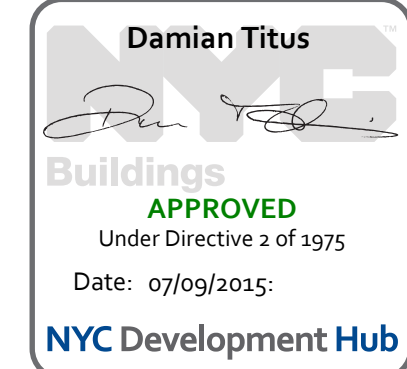
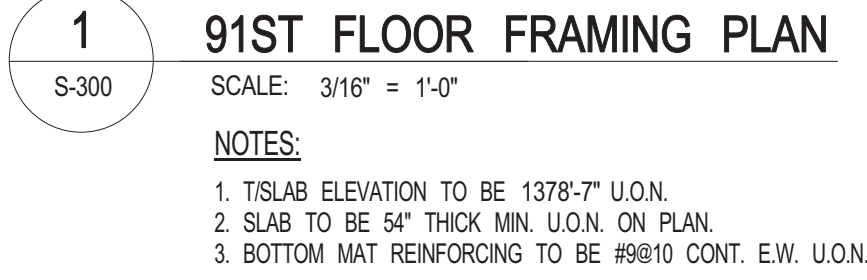
DATE: 03-31-2014
PROJECT No: 2012185
DRAWN: CAD
CHK: YE
SCALE: As indicated
DWG No:
S-295.00

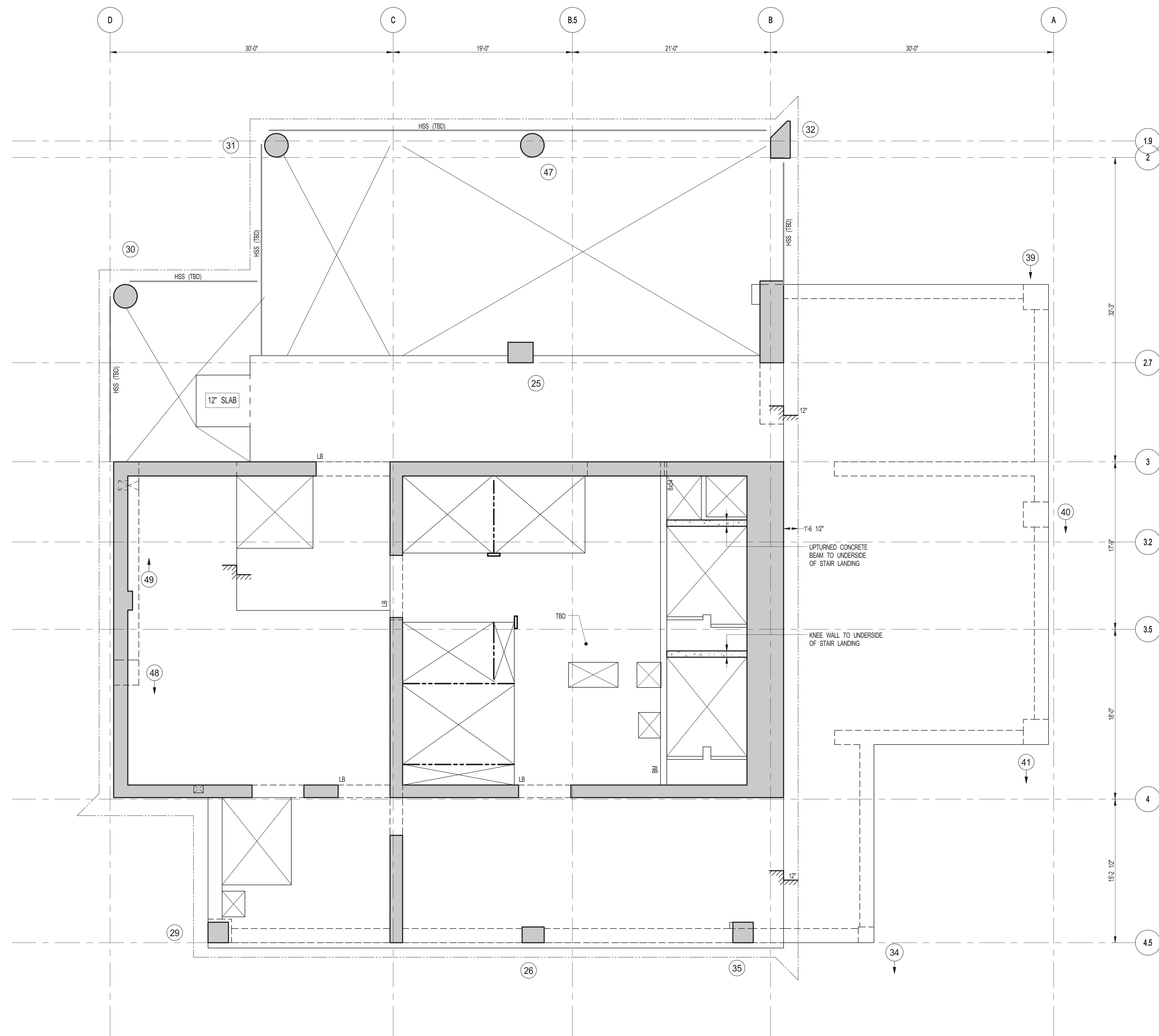
DOB PAGE No: 61 OF 118

DOB EMPLOYEE STAMP:

DOB S-SCAN:

Damian Titus
Buildings
APPROVED
Under Directive 2 of 1975
Date: 07/09/2015
NYC Development Hub

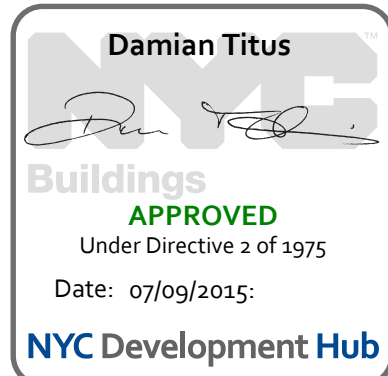
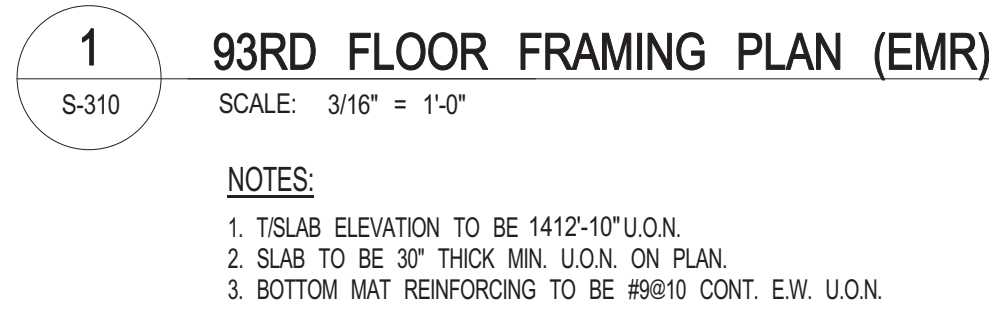


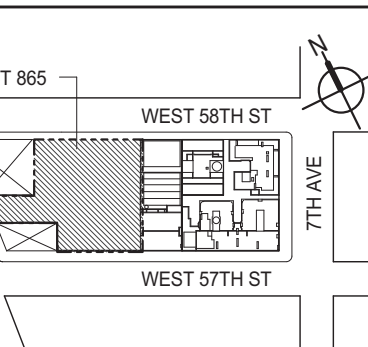
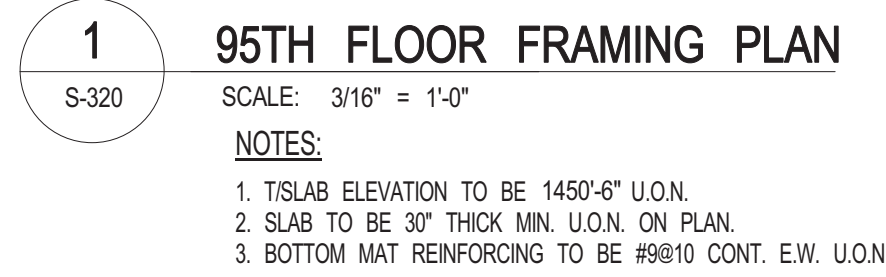


1 92ND FLOOR FRAMING PLAN
S-305 SCALE: 3/16\"/>

NOTES:
1. SLAB ELEVATION TO BE 130'-10\"/>

KEY PLAN: 																												
PROJECT NORTH: 																												
DEVELOPER: EXTELL DEVELOPMENT COMPANY 805 THIRD AVENUE, 7TH FLOOR NEW YORK, NY 10022 USA TEL: 212 712 6000 FAX: 212 712 6100																												
DESIGN ARCHITECT: Base Building Shell & Core ADRIAN SMITH + GORDON GILL ARCHITECTURE 111 WEST MONROE STREET SUITE 2300 CHICAGO, IL 60603 TEL: 312 920 1888 FAX: 312 920 1775																												
INTERIOR DESIGNER: Residential Rottet Architecture and Design Studio, PLLC 298 Fifth Ave., 7th Floor New York, NY 10017 TEL: 646 998 7000 FAX:																												
ARCHITECT OF RECORD: Base Building Shell, Core, & Residential AJAJ ARCHITECTS, P.C. 401 Wellington St. W., 3rd Floor Toronto, ON M5V 1E7 Canada TEL: 416 967 1500 FAX: 416 967 7150																												
STRUCTURAL ENGINEERS: WSP 228 EAST 45th Street New York, NY 10017 USA TEL: 212 687 8855 FAX: 646 487 5501																												
MEP ENGINEERS: AKF GROUP 1501 Broadway New York, NY 10036 USA TEL: 212 354 5656 FAX: 212 354 5668																												
GEOTECHNICAL ENGINEERS: Langan Engineering & Environmental Services 21 Penn Plaza - 360 West 31st Street, 8th Floor New York, NY 10001-2727 TEL: 212 479 5400 FAX: 212 479 5444																												
CODE CONSULTANTS: Construction Consulting Associates 100 Church Street New York, NY 10007 TEL: 212 385 1515 FAX: 212 385 1911																												
CURTAINWALL CONSULTANT: AJLP Consulting 40 Worth Street, Suite 826 New York, NY 10013 TEL: 212 757 6559 FAX: 646 219 8508																												
LANDMARK/PRESERVATION CONSULTANT: Jan Hird Pokorny Associates, Inc. 39 West 37th Street, 12A New York, NY 10018 TEL: 212 759 6452 FAX: 212 759 6540																												
<table border="1"> <thead> <tr> <th>No.</th> <th>DESCRIPTION</th> <th>DATE</th> </tr> </thead> <tbody> <tr> <td>1</td> <td>SCHEMATIC DESIGN</td> <td>03-31-2014</td> </tr> <tr> <td>2</td> <td>ISSUED FOR SCHEMATIC DESIGN</td> <td>04-04-2014</td> </tr> <tr> <td>3</td> <td>SUPERSTRUCTURE CONCRETE BID</td> <td>06-02-2014</td> </tr> <tr> <td>4</td> <td>DESIGN DEVELOPMENT</td> <td>07-01-2014</td> </tr> <tr> <td>5</td> <td>ISSUED FOR DESIGN DEVELOPMENT</td> <td>07-31-2014</td> </tr> <tr> <td>6</td> <td>CD PROGRESS ISSUE 1</td> <td>10-15-2014</td> </tr> <tr> <td>7</td> <td>ISSUED FOR CONSTRUCTION UP TO 7TH FLOOR ONLY</td> <td>11-14-2014</td> </tr> <tr> <td>8</td> <td>DOB SUBMISSION</td> <td>12-19-2014</td> </tr> </tbody> </table>		No.	DESCRIPTION	DATE	1	SCHEMATIC DESIGN	03-31-2014	2	ISSUED FOR SCHEMATIC DESIGN	04-04-2014	3	SUPERSTRUCTURE CONCRETE BID	06-02-2014	4	DESIGN DEVELOPMENT	07-01-2014	5	ISSUED FOR DESIGN DEVELOPMENT	07-31-2014	6	CD PROGRESS ISSUE 1	10-15-2014	7	ISSUED FOR CONSTRUCTION UP TO 7TH FLOOR ONLY	11-14-2014	8	DOB SUBMISSION	12-19-2014
No.	DESCRIPTION	DATE																										
1	SCHEMATIC DESIGN	03-31-2014																										
2	ISSUED FOR SCHEMATIC DESIGN	04-04-2014																										
3	SUPERSTRUCTURE CONCRETE BID	06-02-2014																										
4	DESIGN DEVELOPMENT	07-01-2014																										
5	ISSUED FOR DESIGN DEVELOPMENT	07-31-2014																										
6	CD PROGRESS ISSUE 1	10-15-2014																										
7	ISSUED FOR CONSTRUCTION UP TO 7TH FLOOR ONLY	11-14-2014																										
8	DOB SUBMISSION	12-19-2014																										
DOB SUBMISSION Discrepancies must be reported immediately to the Architect before proceeding. Only figured dimensions are to be used. Contractors must check all dimensions on site. This drawing is protected by copyright. ALL DIMENSIONS ARE SHOWN IN IMPERIAL. CONSULTANT: 228 East 45th Street New York, NY 10017 (212) 687-8855 www.wspgroup.com/usa																												
PROJECT: 217 WEST 57TH STREET NEW YORK, NY																												
DRAWING TITLE: 92ND FLOOR - FRAMING PLAN																												
<table border="1"> <tr> <td>SEAL & SIGNATURE</td> <td>DATE: 03-31-2014</td> </tr> <tr> <td rowspan="4"> </td> <td>PROJECT No: 2012185</td> </tr> <tr> <td>DRAWN: CAD</td> </tr> <tr> <td>CHK: YE</td> </tr> <tr> <td>SCALE: As indicated</td> </tr> <tr> <td>DWG No:</td> <td>REV: 8</td> </tr> <tr> <td colspan="2"> S-305.00 </td> </tr> <tr> <td colspan="2"> DOB PAGE No: 83 OF 118 </td> </tr> <tr> <td colspan="2"> DOB EMPLOYEE STAMP: </td> </tr> <tr> <td colspan="2"> DOB 5-SCAN: </td> </tr> <tr> <td colspan="2"> </td> </tr> </table>		SEAL & SIGNATURE	DATE: 03-31-2014		PROJECT No: 2012185	DRAWN: CAD	CHK: YE	SCALE: As indicated	DWG No:	REV: 8	S-305.00		DOB PAGE No: 83 OF 118		DOB EMPLOYEE STAMP:		DOB 5-SCAN:											
SEAL & SIGNATURE	DATE: 03-31-2014																											
	PROJECT No: 2012185																											
	DRAWN: CAD																											
	CHK: YE																											
	SCALE: As indicated																											
DWG No:	REV: 8																											
S-305.00																												
DOB PAGE No: 83 OF 118																												
DOB EMPLOYEE STAMP:																												
DOB 5-SCAN:																												



PROJECT
NORTHTRUE
NORTH

DEVELOPER: **EXTELL DEVELOPMENT COMPANY**
805 THIRD AVENUE, 7TH FLOOR
New York, NY 10022 USA
TEL: 212 712 6000 FAX: 212 712 6100

DESIGN ARCHITECT: Base Building Shell & Core
ADRIAN SMITH + GORDON GILL ARCHITECTURE
111 WEST MONROE STREET SUITE 2300
CHICAGO IL 60603
TEL: 312 920 1888 FAX: 312 920 1775

INTERIOR DESIGNER: Residential
Rottet Architecture and Design Studio, PLLC
298 Fifth Ave, 7th Floor
New York, NY 10001
TEL: 646 998 7000 FAX:

ARCHITECT OF RECORD: Base Building Shell, Core, & Residents
AAI ARCHITECTS, P.C.
401 Wellington St. W., 3rd Floor
Toronto, ON M5V 1E7 Canada
TEL: 416 967 1500 FAX: 416 967 7150

STRUCTURAL ENGINEERS:
WSP
228 EAST 45th Street
New York, NY 10017 USA
TEL: 212 687 9888 FAX: 646 487 5501

MEP ENGINEERS:

AKF GROUP
1501 Broadway
New York, NY 10036 USA
TEL: 212 354 5656 FAX: 212 354 5661

GEOTECHNICAL ENGINEERS:
Langan Engineering & Environmental Services
21 Penn Plaza - 360 West 31st Street, 8th Floor
New York, NY 10001-2727
TEL: 212 479 5400 FAX: 212 479 5444

CODE CONSULTANTS:
Construction Consulting Associates
100 Church Street
New York, NY 10007
TEL: 212 385 1818 FAX: 212 385 1911

CURTAINWALL CONSULTANT:
AJLP Consulting
40 Worth Street, Suite 826
New York, NY 10013
TEL: 212 757 5659 FAX: 646 219 8501

LANDMARK/PRESERVATION CONSULTANT:
Jan Hird Pokorny Associates, Inc.
39 West 37th Street, 12A
New York, NY 10018
TEL: 212 759 6462 FAX: 212 759 6541

No.	DESCRIPTION	DATE
1	DOB FILING SET	06-17-2014
2	DESIGN DEVELOPMENT	07-01-2014
3	ISSUED FOR DESIGN DEVELOPMENT	07-31-2014
4	CD PROGRESS ISSUE 1	10-15-2014
5	DOB SUBMISSION	12-19-2014

DOB SUBMISSION

Discrepancies must be reported immediately to the Architect before proceeding. Only figured dimensions are to be used. Contractors must check all dimensions on site. This drawing is protected by copyright.

ALL DIMENSIONS ARE SHOWN IN IMPERIAL

CONSULTANT



228 East 45th Street
New York, NY 10017
(212) 687-9888
www.wspgroup.com/usa

PROJECT

217 WEST 57TH STREET
NEW YORK, NY

DRAFTING TITLE

95TH FLOOR - FRAMING PLAN

SEAL & SIGNATURE

DATE: 06-02-2014

PROJECT No:

DRAWN: CAC

CHK:	YE
------	----

SCALE: AS IIIA

S-320,00

DOB PAGE No: 88 OF 118

DOB EMPLOYEE STAMP

DOB B-SCA

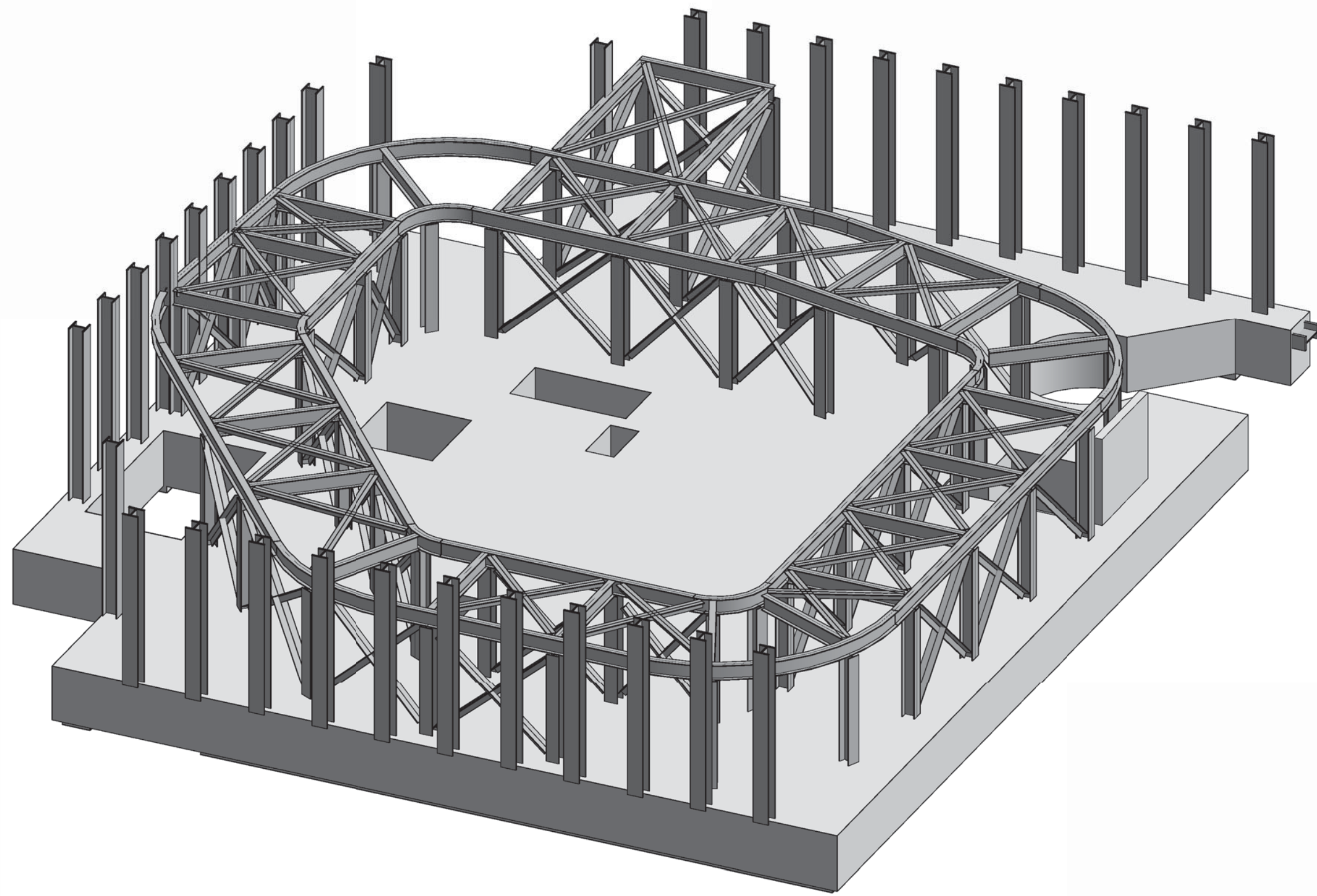
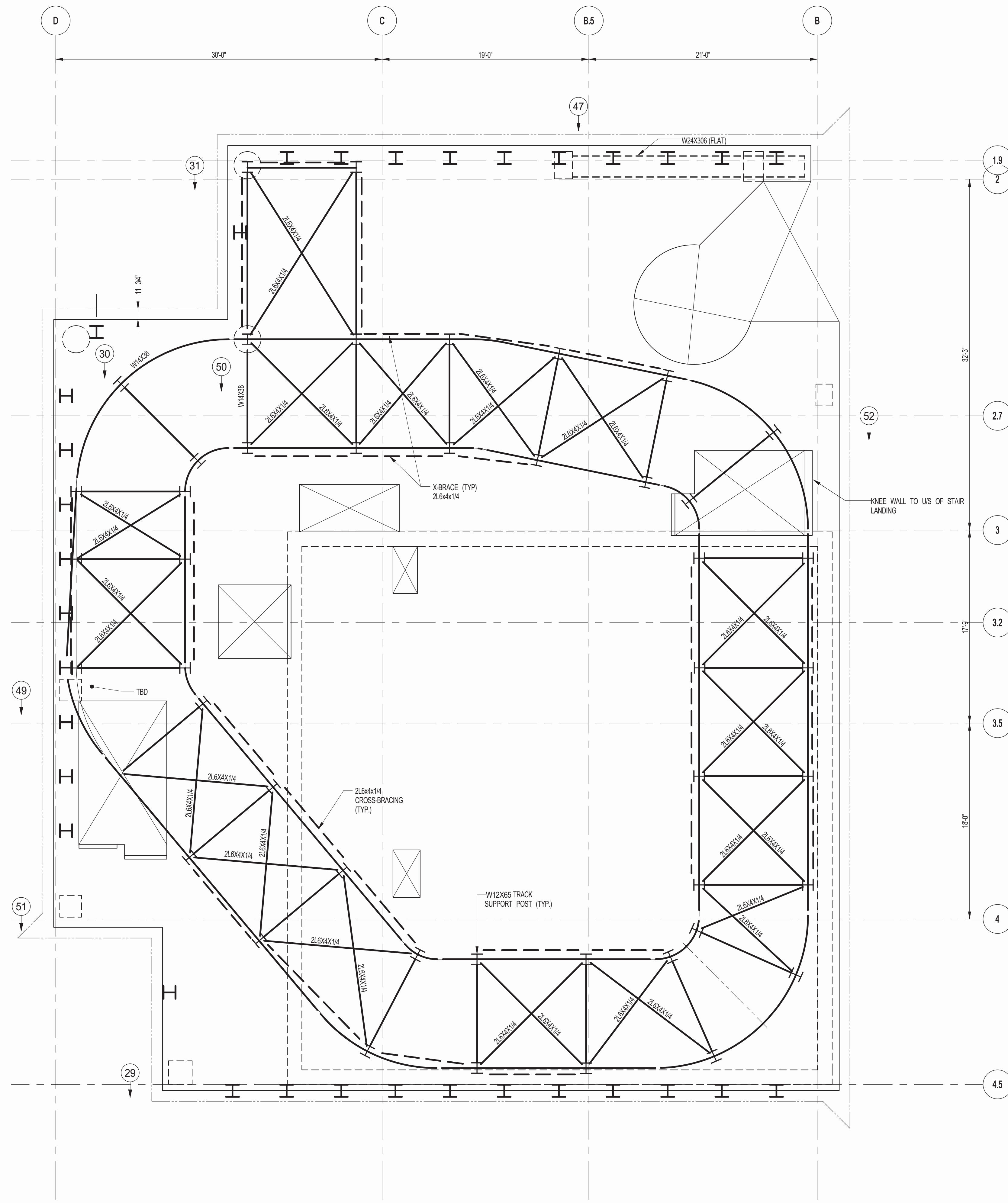


Buildings

APPROVED
Under Directive 2 of 1975

Date: 03/06/2016:

DATE: 07/09/2023.



2
S-330
3D VIEW
SCALE:

KEY PLAN:

PROJECT NORTH

DEVELOPER:
EXTELL DEVELOPMENT COMPANY
805 THIRD AVENUE, 7TH FLOOR
NEW YORK, NY 10022 USA
TEL: 212 712 6000 FAX: 212 712 6100

DESIGN ARCHITECT:
Base Building Shell & Core
ADRIAN SMITH + GORDON GILL ARCHITECTURE
111 WEST MONROE STREET SUITE 2300
CHICAGO, IL 60603
TEL: 312 920 1888 FAX: 312 920 1775

INTERIOR DESIGNER:
Residential
Rottet Architecture and Design Studio, PLLC
208 Fifth Ave, 7th Floor
New York, NY 10001
TEL: 646 998 7000 FAX:

ARCHITECT OF RECORD:
Base Building Shell, Core, & Residential
AJA ARCHITECTS, P.C.
401 Wellington St. W., 3rd Floor
Toronto, ON M5V 1E7 Canada
TEL: 416 967 1500 FAX: 416 967 7150

STRUCTURAL ENGINEERS:
WSP
228 East 45th Street
New York, NY 10017 USA
TEL: 212 687 9885 FAX: 646 487 5501

MEP ENGINEERS:
AKF GROUP
1501 Broadway
New York, NY 10036 USA
TEL: 212 354 5656 FAX: 212 354 5668

GEOTECHNICAL ENGINEERS:
Langan Engineering & Environmental Services
21 Penn Plaza - 360 West 31st Street, 8th Floor
New York, NY 10001-2722
TEL: 212 479 5400 FAX: 212 479 5444

CODE CONSULTANTS:
Construction Consulting Associates
100 Church Street
New York, NY 10007
TEL: 212 385 1918 FAX: 212 385 1911

CURTAINWALL CONSULTANT:
AJLP Consulting
40 Worth Street, Suite 826
New York, NY 10013
TEL: 212 757 6559 FAX: 646 219 8508

LANDMARK/PRESERVATION CONSULTANT:
Jan Hird Pokorny Associates, Inc.
39 West 37th Street, 12A
New York, NY 10018
TEL: 212 759 6452 FAX: 212 759 6540

No.	DESCRIPTION	DATE
1	SUPERSTRUCTURE CONCRETE BID	06-02-2014
2	DOB FILING SET	06-17-2014
3	DESIGN DEVELOPMENT	07-01-2014
4	ISSUED FOR DESIGN DEVELOPMENT	07-31-2014
5	CD PROGRESS ISSUE 1	10-15-2014
6	DOB SUBMISSION	12-19-2014

DOB SUBMISSION

Discrepancies must be reported immediately to the Architect before proceeding. Only figured dimensions are to be used. Contractors must check all dimensions on site. This drawing is protected by copyright.

ALL DIMENSIONS ARE SHOWN IN IMPERIAL.

CONSULTANT:
WSP
228 East 45th Street
New York, NY 10017
(212) 687-9885
www.wsgroup.com/usa

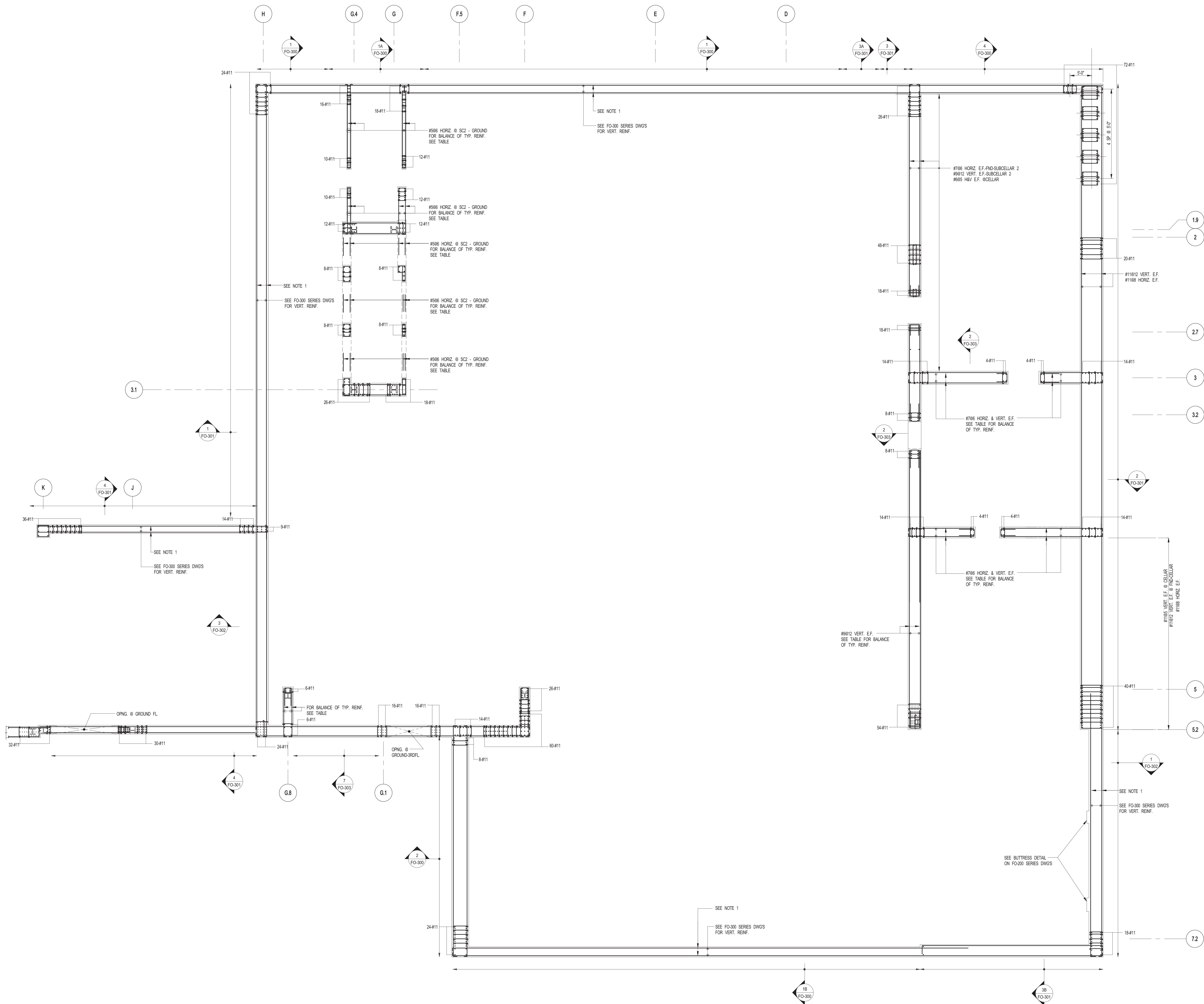
PROJECT:
217 WEST 57TH STREET
NEW YORK, NY

DRAWING TITLE:
96TH FLOOR (ROOF) - FRAMING PLAN

SEAL & SIGNATURE:

DATE: 06-02-2014
PROJECT No: 2012185
DRAWN: CADDO
CHK: YE
SCALE: As indicated
DWG No: **S-330.00**
DOB PAGE No: 88 OF 118
DOB EMPLOYEE STAMP:

DOB 5-SCAN:



FOR FOUNDATION DOWELS AND FOUNDATION/SHEARWALL REINFORCEMENT UP TO GROUND FLOOR

1 SHEARWALL PLAN REINFORCEMENT DETAILS 1 - FOUNDATION UP TO GROUND FLOOR

- SCALE: 1/8" = 1'-0"
- NOTES:
1. FOR HORIZONTAL REINFORCEMENT IN FOUNDATION WALLS USE THE MORE ONEROUS OF THE TYPICAL SHEARWALL REIN. SCHEDULE ON S-430 OR AS SHOWN ON FOUNDATION WALL SECTIONS ON FO-300 SERIES.
 2. SEE S-430 FOR SHEARWALL TYPICAL DETAILS.
 3. SEE FO-300 FOR GENERAL NOTES.
 4. ALL VERTICAL WALL REINFORCEMENT SHOWN ON THIS DWG. IS IN ADDITION TO REINFORCEMENT SHOWN ON FO-300 SERIES DWGS.
 5. ALL #11 VERTICAL REIN. SHALL BE GRADE 75.

KEY PLAN

PROJECT NORTH

TRUE NORTH

DEVELOPER:
EXTELL DEVELOPMENT COMPANY
 805 THIRD AVENUE, 7TH FLOOR
 NEW YORK, NY 10022 USA
 TEL: 212 712 6000 FAX: 212 712 6100

DESIGN ARCHITECT: Base Building Shell & Core
ADRIAN SMITH + GORDON GILL ARCHITECTURE
 111 WEST MONROE STREET SUITE 2300
 CHICAGO, IL 60603
 TEL: 312 920 1888 FAX: 312 920 1775

INTERIOR DESIGNER: Residential
Rottet Architecture and Design Studio, PLLC
 208 Fifth Ave, 7th Floor
 New York, NY 10001
 TEL: 646 989 7000 FAX:

ARCHITECT OF RECORD: Base Building Shell, Core, & Residential
AAI ARCHITECTS, P.C.
 401 Wellington St. W., 3rd Floor
 Toronto, ON M5V 1E7 Canada
 TEL: 416 967 1500 FAX: 416 967 7150

STRUCTURAL ENGINEERS:
WSP
 228 EAST 45th STREET
 New York, NY 10017 USA
 TEL: 212 687 8885 FAX: 646 487 5501

MEP ENGINEERS:
AKF GROUP
 1501 Broadway
 New York, NY 10036 USA
 TEL: 212 354 5656 FAX: 212 354 5668

GEOTECHNICAL ENGINEERS:
Langan Engineering & Environmental Services
 21 Penn Plaza - 300 West 31st Street, 8th Floor
 New York, NY 10001-2727
 TEL: 212 479 5400 FAX: 212 479 5444

CODE CONSULTANTS:
Construction Consulting Associates
 100 Church Street
 New York, NY 10007
 TEL: 212 385 1515 FAX: 212 385 1911

CURTAINWALL CONSULTANT:
AJLP Consulting
 40 Worth Street, Suite 826
 New York, NY 10013
 TEL: 212 757 6550 FAX: 646 219 8508

LANDMARK/PRESERVATION CONSULTANT:
Jan Hird Pokorny Associates, Inc.
 39 West 37th Street, 12A
 New York, NY 10018
 TEL: 212 759 6452 FAX: 212 759 6540

No.	DESCRIPTION	DATE
1	SCHEMATIC DESIGN	03-31-2014
2	FOUNDATION BID PACKAGE	03-31-2014
3	ISSUED FOR SCHEMATIC DESIGN	04-04-2014
4	FOUNDATION BID PACKAGE	04-04-2014
5	SUPERSTRUCTURE CONCRETE BID	06-02-2014
6	DESIGN DEVELOPMENT	07-01-2014
7	ISSUED FOR DESIGN DEVELOPMENT	07-31-2014
8	STRUCTURAL STEEL BID	09-15-2014
9	STRUCTURAL STEEL BID-ADDENDUM	10-01-2014
10	CD PROGRESS ISSUE 1	10-15-2014
11	ISSUED FOR CONSTRUCTION UP TO GROUND FLOOR ONLY	10-17-2014
12	ISSUED FOR CONSTRUCTION UP TO 5TH FLOOR ONLY	11-07-2014
13	DOB SUBMISSION	12-19-2014

DOB SUBMISSION

Discrepancies must be reported immediately to the Architect before proceeding. Only figured dimensions are to be used. Contractors must check all dimensions on site. This drawing is protected by copyright.

ALL DIMENSIONS ARE SHOWN IN IMPERIAL.

CONSULTANT:
WSP
 228 East 45th Street
 New York, NY 10017
 (212) 687-8885
 www.wspgroup.com/usa

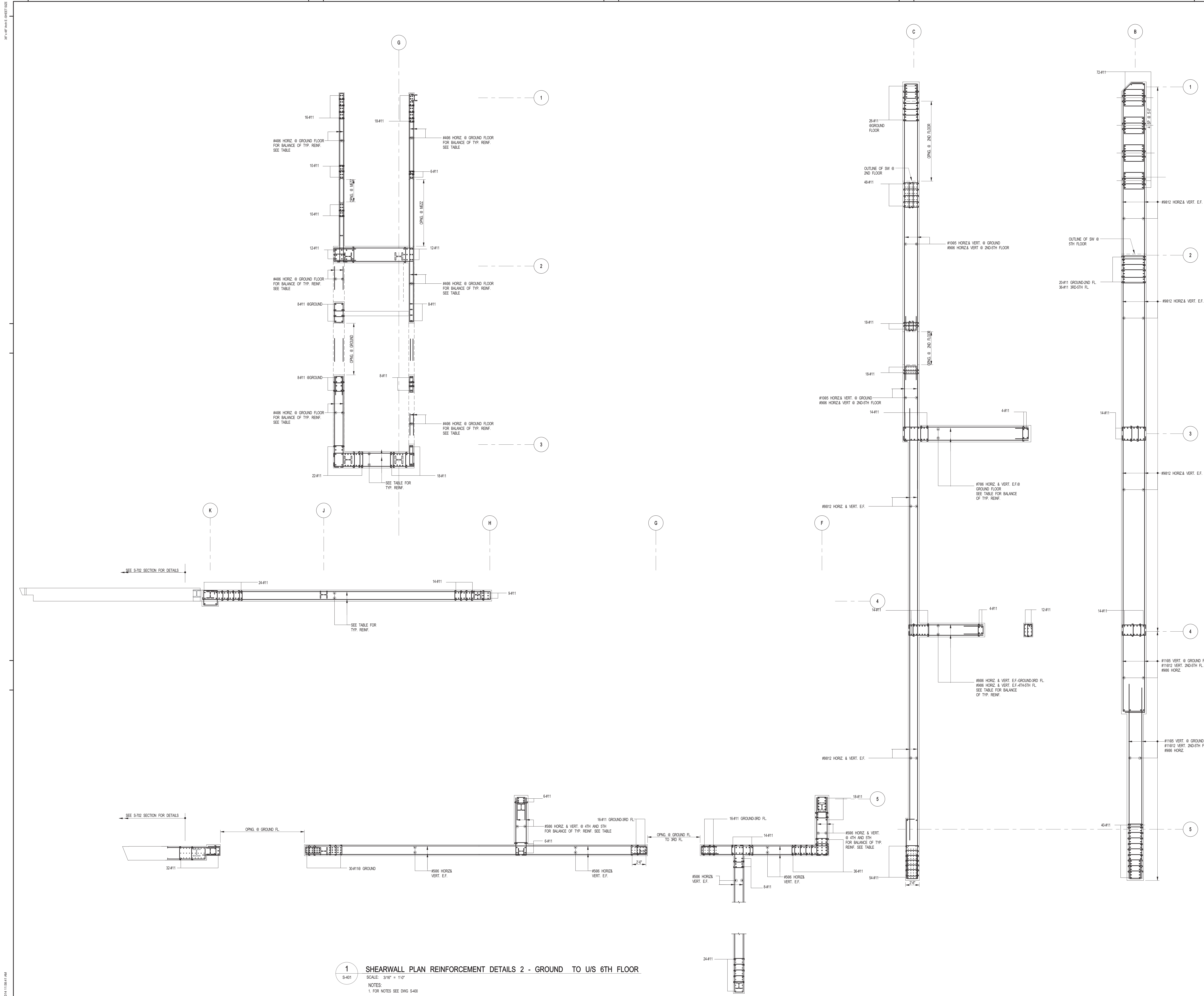
PROJECT:
217 WEST 57TH STREET
NEW YORK, NY

DRAWING TITLE:
SHEARWALL PLAN REINFORCEMENT DETAILS 1 - FOUNDATION UP TO GROUND FLOOR

DATE:	03-31-2014
PROJECT No:	2012185
DRAWN: CAD	REV:
CHK: YE	13
SCALE: 1/8" = 1'-0"	
DWG No:	S-400.00
DOB PAGE No:	89 OF 118
DOB EMPLOYEE STAMP:	DOB 5-SCAN:

Seal of the State of New York
 Professional Engineer
 Damian Titus
 No. 12503
 Exp. 12/31/2015

APPROVED
 Buildings
 Under Directive 2 of 1975
 Date: 07/09/2015
NYC Development Hub



1
S-401
SCALE: 3/16" = 1'-0"
NOTES:
1. FOR NOTES SEE DWG S-400

KEY PLAN

PROJECT NORTH

TRUE NORTH

DEVELOPER:
EXTELL DEVELOPMENT COMPANY
805 THIRD AVENUE, 7TH FLOOR
NEW YORK, NY 10022 USA
TEL: 212 712 6000 FAX: 212 712 6100

DESIGN ARCHITECT:
Base Building Shell & Core
ADRIAN SMITH + GORDON GILL ARCHITECTURE
111 WEST MONROE STREET SUITE 2300
CHICAGO, IL 60603
TEL: 312 920 1888 FAX: 312 920 1775

INTERIOR DESIGNER:
Residential
Rotet Architecture and Design Studio, PLLC
208 Fifth Ave., 7th Floor
New York, NY 10017
TEL: 646 998 7000 FAX:

ARCHITECT OF RECORD:
Base Building Shell, Core, & Residential
AJ ARCHITECTS, P.C.
401 Wellington St. W., 3rd Floor
Toronto, ON M5V 1E7 Canada
TEL: 416 967 1500 FAX: 416 967 7150

STRUCTURAL ENGINEERS:
WSP
228 EAST 45th STREET
NEW YORK, NY 10017 USA
TEL: 212 697 8885 FAX: 646 487 5501

MEP ENGINEERS:
AKF GROUP
1501 Broadway
New York, NY 10036 USA
TEL: 212 354 5656 FAX: 212 354 5668

GEOTECHNICAL ENGINEERS:
Langan Engineering & Environmental Services
21 Penn Plaza - 360 West 31st Street, 8th Floor
New York, NY 10001-2727
TEL: 212 479 5400 FAX: 212 479 5444

CODE CONSULTANTS:
Construction Consulting Associates
100 Church Street
New York, NY 10007
TEL: 212 385 1512 FAX: 212 385 1911

CURTAINWALL CONSULTANT:
AJLP Consulting
40 Worth Street, Suite 826
New York, NY 10013
TEL: 212 757 6559 FAX: 646 219 8508

LANDMARK/PRESERVATION CONSULTANT:
Jan Hird Pokorny Associates, Inc.
39 West 37th Street, 12A
New York, NY 10018
TEL: 212 759 6452 FAX: 212 759 6540

No.	DESCRIPTION	DATE
1	ISSUED FOR CONSTRUCTION UP TO 5TH FLOOR ONLY	11-07-2014
2	DOB SUBMISSION	12-19-2014

DOB SUBMISSION

Discrepancies must be reported immediately to the Architect before proceeding. Only figured dimensions are to be used. Contractors must check all dimensions on site. This drawing is protected by copyright.

ALL DIMENSIONS ARE SHOWN IN IMPERIAL.

CONSULTANT:

WSP

228 East 45th Street
New York, NY 10017
(212) 697-8885
www.wspgroup.com/usa

PROJECT:

**217 WEST 57TH STREET
NEW YORK, NY**

DRAWING TITLE:

**SHEARWALL PLAN REINFORCEMENT
DETAILS 2 - GROUND TO U/S 6TH
FLOOR**

SEAL & SIGNATURE

DATE: XX-XX-XXXX

PROJECT No: 2012185

DRAWN: CADDO

CHK: YE

SCALE: 3/16" = 1'-0"

DWG No:

S-401.00

DOB PAGE No: 70 OF 118

DOB EMPLOYEE STAMP:

DOB 5-SCAN:

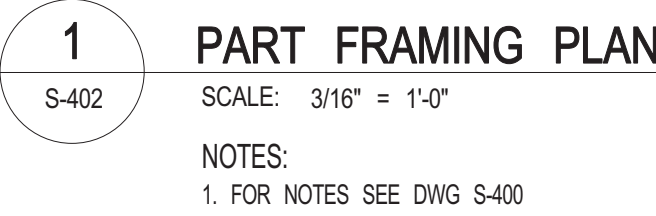
Damian Titus

APPROVED

Under Directive 2 of 1975

Date: 07/09/2015

NYC Development Hub



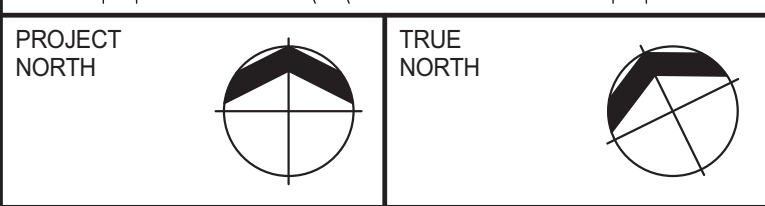
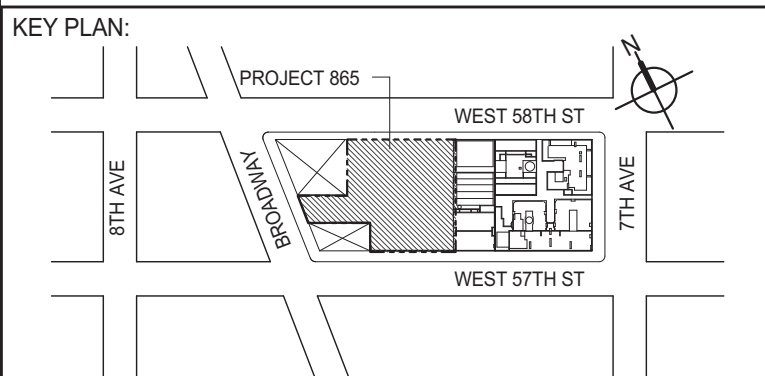
1
S-402

PART FRAMING PLAN

SCALE: 3/16" = 1'-0"

NOTES:
1. FOR NOTES SEE DWG S-400

--	--



DEVELOPER:
EXTELL DEVELOPMENT COMPANY
805 THIRD AVENUE, 7TH FLOOR
New York, NY 10022 USA
TEL: 212 712 6000 FAX: 212 712 6100

DESIGN ARCHITECT: Base Building Shell & Core
ADRIAN SMITH + GORDON GILL ARCHITECTURE
111 WEST MONROE STREET SUITE 2300
CHICAGO IL 60603
TEL: 312 920 1888 FAX: 312 920 1775

INTERIOR DESIGNER: Residential
Rottet Architecture and Design Studio, PLLC
298 Fifth Ave, 7th Floor
New York, NY 10001
TEL: 646.608.7000 FAX:

ARCHITECT OF RECORD: Base Building Shell, Core, & Residential
AAI ARCHITECTS, P.C.
401 Wellington St. W., 3rd Floor
Toronto, ON M5V 1E7 Canada
TEL: 416 967 1500 FAX: 416 967 7150

STRUCTURAL ENGINEERS:
WSP
228 EAST 45th Street
New York, NY 10017 USA
TEL: 212 687 9888 FAX: 646 487 5501

MEP ENGINEERS:

AKF GROUP
1501 Broadway
New York, NY 10036 USA
TEL: 212 354 5656 FAX: 212 354 5668

GEOTECHNICAL ENGINEERS:
Langan Engineering & Environmental Services
21 Penn Plaza - 380 West 31st Street, 8th Floor
New York, NY 10001-2727
TEL: 212 479 5400 FAX: 212 479 5444

CODE CONSULTANTS:
Construction Consulting Associates
100 Church Street
New York, NY 10007
TEL: 212 385 1818 FAX: 212 385 1911

CURTAINWALL CONSULTANT:
AJLP Consulting
40 Worth Street, Suite 826
New York, NY 10013
TEL: 212 757 5659 FAX: 646 219 8508

LANDMARK/PRESERVATION CONSULTANT:
Jan Hird Pokorny Associates, Inc.
39 West 37th Street, 12A
New York, NY 10018
TEL: 212 759 6462 FAX: 212 759 6540

[illegible]

DOB SUBMISSION

Discrepancies must be reported immediately to the Architect before proceeding. Only figured dimensions are to be used. Contractors must check all dimensions on site. This drawing is protected by copyright.

ALL DIMENSIONS ARE SHOWN IN IMPERIAL.

CONSULTANT: 228 East 45th Street


New York, NY 10017
(212) 687-9888
www.wspgroup.com/usa

PROJECT:


217 WEST 57TH STREET
NEW YORK, NY

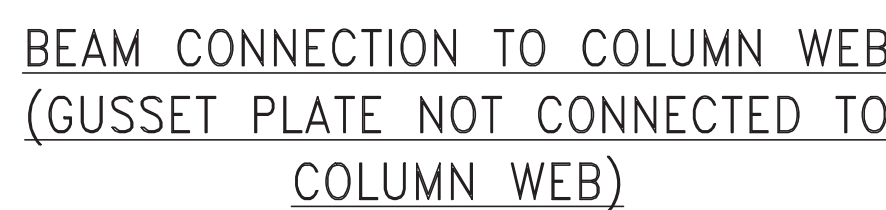
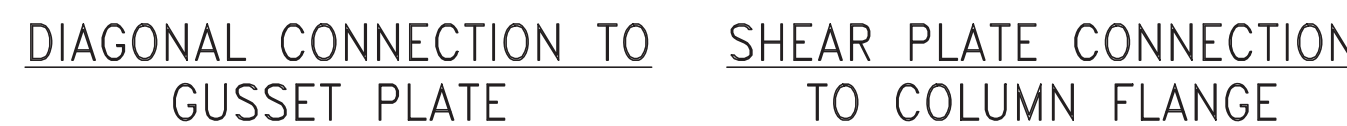
DRAWING TITLE:

SHEARWALL PLAN REINFORCEMENT
DETAILS 4 - 6TH FLOOR TO U/S 8TH
FLOOR - PART 2

SEAL & SIGNATURE: 	DATE: 11/14/14	
	PROJECT No: 2012185	
	DRAWN: Author	REV:
	CHK: Checker	2
	SCALE: 3/16" = 1'-0"	
DWG No: S-403.00		

		DOB PAGE No: 72 OF 118	
DOB EMPLOYEE STAMP:		DOB B-SCAN:	

Damian Titus

Buildings
APPROVED
Under Directive 2 of 1975
Date: 07/09/2015:
NYC Development Hub



No.	DESCRIPTION	DATE
1	SE ZONE STEEL BID	06-20-2014
2	STRUCTURAL STEEL BID	09-15-2014
3	CD PROGRESS ISSUE 1	10-15-2014
4	ISSUED FOR CONSTRUCTION UP TO 5TH FL ONLY	11-07-2014
5	DOB SUBMISSION	12-19-2014

DOB SUBMISSION

Discrepancies must be reported immediately to the Architect before proceeding. Only figured dimensions are to be used. Contractors must check all dimensions on site. This drawing is protected by copyright.

ALL DIMENSIONS ARE SHOWN IN IMPERIAL

CONSULTANT



228 East 45th Street
New York, NY 10017
(212) 687-9888
www.wspgroup.com/usa

PROJECT

217 WEST 57TH STREET
NEW YORK, NY

DRAWING TITLE

TYPICAL STEEL FRAME BRACING ELEVATION DETAILS

SEAL & SIGNATURE

DATE: 08/20/2011

PROJECT No:

DRAWN: CADD

CHK: Y,E,

SCALE: AS INDICATE

DWG No:

€ 420

J-420

DOB PAGE No: 73

--	--

100

Page 10 of 10

205

[illegible]

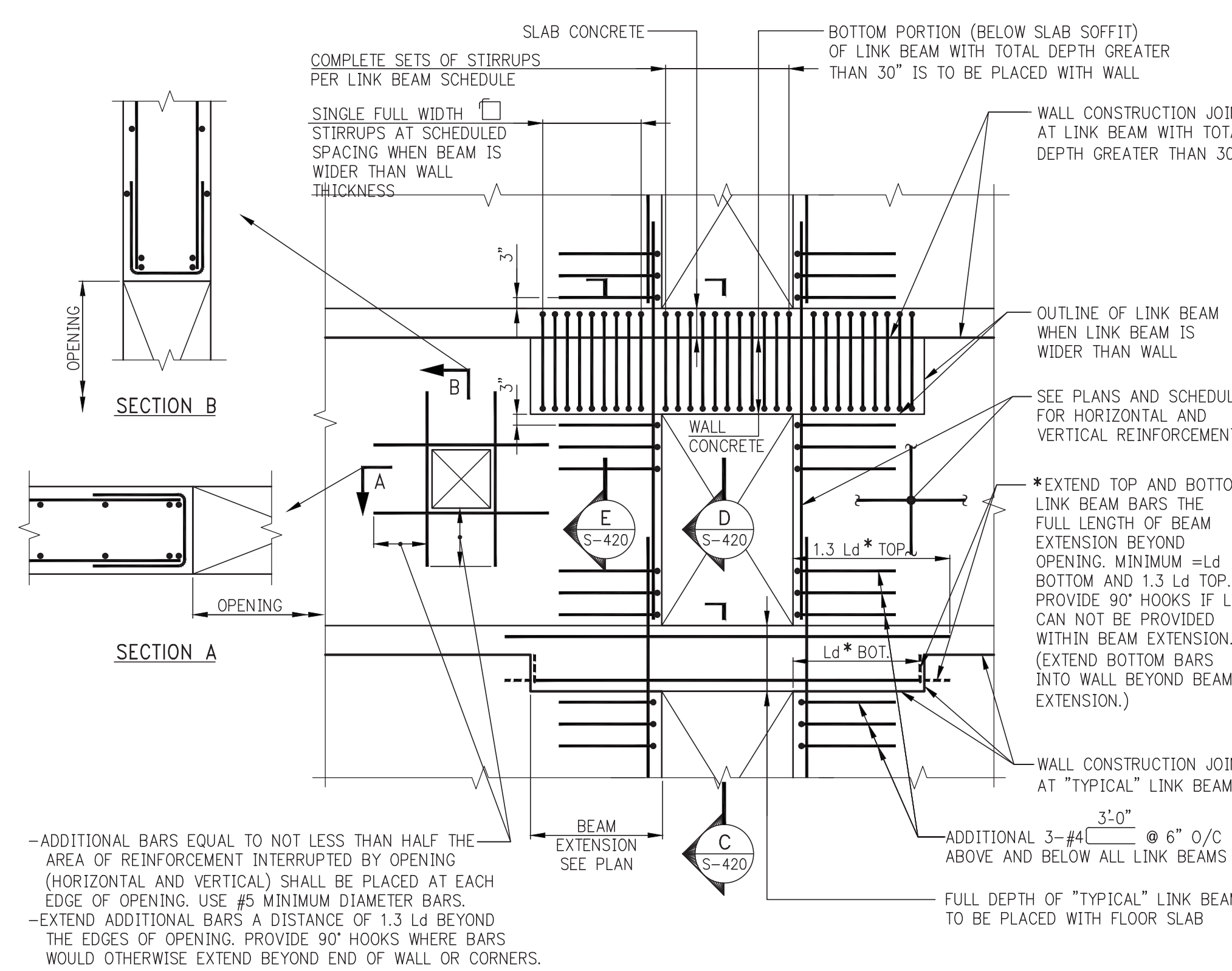
ED

of 1975		
---------	--	--

[illegible]

ment Hub)

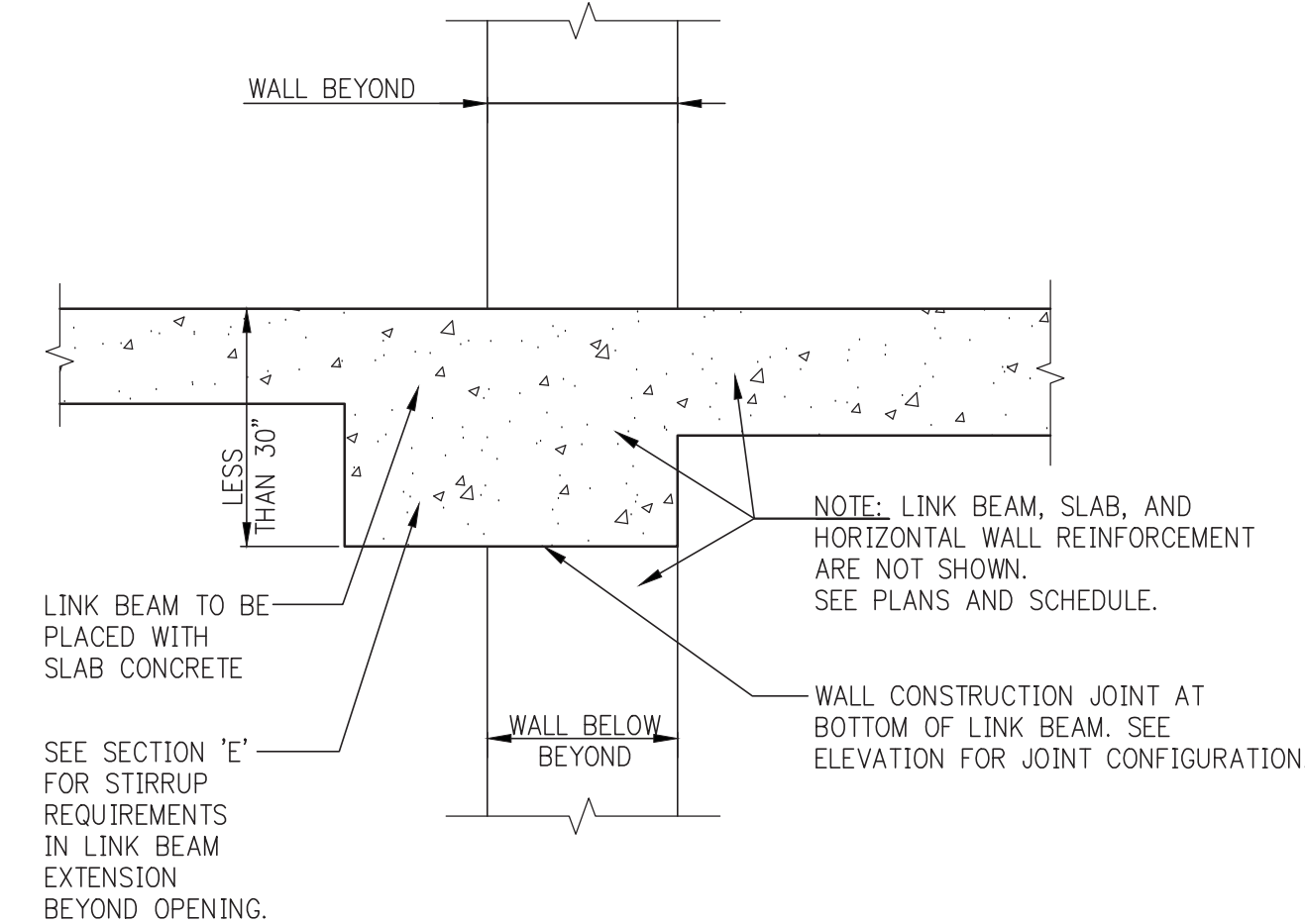
1000



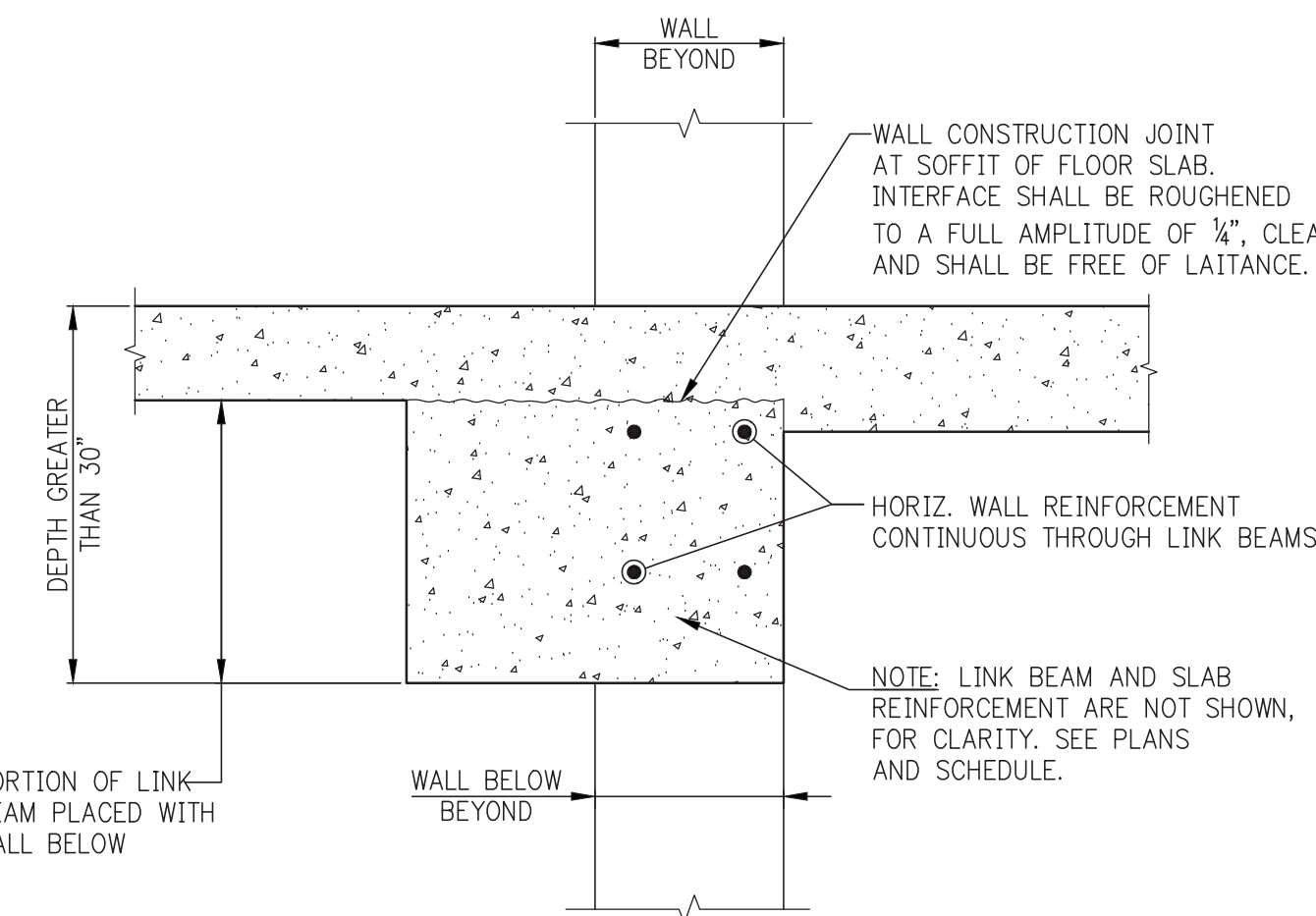
TYPICAL REINFORCEMENT AT LINK BEAMS AND AROUND SHEARWALL OPENINGS

SHEARWALL NOTES:

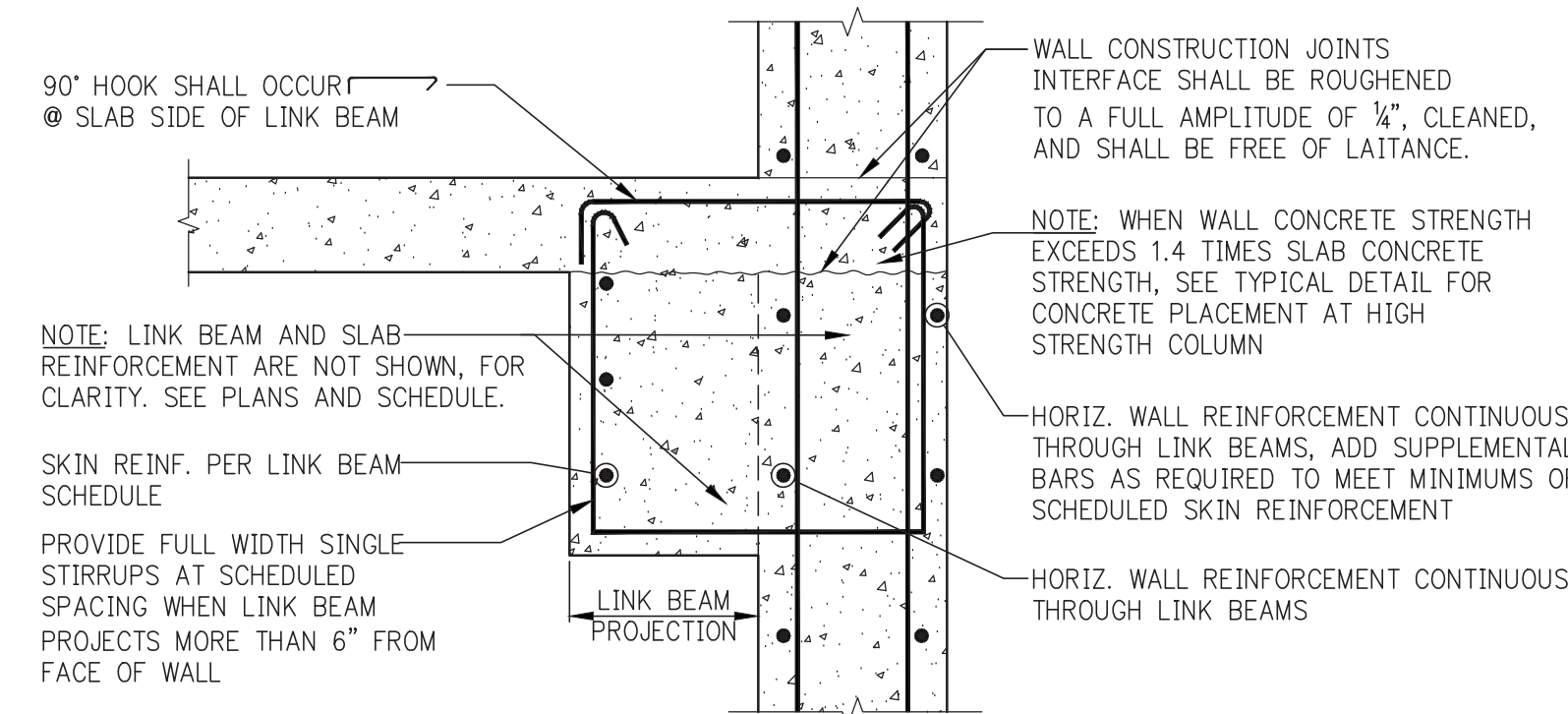
1. ALL SHEARWALL REINFORCEMENT (HORIZONTAL AND VERTICAL) IS TO BE TENSION LAP SPICED.
2. ALL LAP SPICES ARE TO BE SPACED AT LEAST 12" ON CENTER.
3. ALL NON-TYPICAL VERTICAL BEAMS UNSUPPORTED BY A LATERAL TIE SHALL BE SPACED NO MORE THAN 12" ON CENTER. SIDES FROM A LATERAL TIE TO LATERALLY SUPPORTED BEAMS.
4. ALL ALTERNATE 90° AND 180° END ON END LAP SPICES SHALL BE SPACED NO MORE THAN 12" THROUGHOUT HEIGHT OF WALL.
5. FOR MINIMUM TYPICAL REINFORCEMENT SEE SCHEDULE ON SHEARWALL REINFORCEMENT.
6. WHERE HORIZONTAL REINFORCEMENT IS SHOWN ON S-400 SERIES SCHEDULES, THE REINFORCEMENT SHALL BE USED IN LIEU OF REINFORCEMENT SHOWN ON SHEARWALL PLANS, UNLESS NOTED AS "ADDITIONAL." (AN ASTERISK IN THE REINFORCEMENT SCHEDULE INDICATES "ADDITIONAL" NO OPENING OTHER THAN THOSE SHOWN ON STRUCTURAL DRAWINGS MAY BE PLACED WITHOUT APPROVAL OF THE ENGINEER.)
7. CONTRACTOR SHALL SUBMIT CONSOLIDATED SHOP DRAWINGS FOR ALL OPENINGS APPROVED BY THE ENGINEER. THE ENGINEER SHALL BE KEPT TO THE ENGINEER OF RECORD FOR REVIEW AND APPROVAL.
8. NO VERTICAL OPENING SHALL BE PLACED IN SHEARWALLS WITHOUT WRITTEN AUTHORIZATION FROM THE ENGINEER OF RECORD. KEYS AND DOWELS MUST BE PROVIDED TO MAINTAIN THE EFFECTIVE AREA OF THE SHEARWALL.
9. SEE PLANS AND ELEVATIONS FOR SHEARWALL LOCATIONS, DIMENSIONS, REINFORCEMENT, OPENINGS, LINK BEAM LOCATIONS.
10. SEE FOR LINK BEAM SIZES IN LINK BEAM SCHEDULE IN S-440.
11. SEE COLUMN SCHEDULES ON S-500 SERIES DRAWINGS FOR CONCRETE STRENGTH REQUIRED AT EACH LEVEL. FOR ALL CONCRETE STRENGTHS, THE MINIMUM VOLUME OF CONCRETE, SEE SCHEDULE ON THIS DRAWING.



C SECTION THROUGH LINK BEAM PLACED WITH SLAB
S-420



D SECTION THROUGH LINK BEAM WITH DEPTH $>30'$
S-420 PLACED PARTIALLY WITH WALL



SECTION THROUGH WALL AT LINK BEAM
EXTENSION BEYOND OPENING

*TYPICAL MINIMUM SHEARWALL REINFORCEMENT	
WALL THICKNESS (INCHES)	HORIZONTAL AND VERTICAL EACH FACE
UP TO 12	#4@12
12+ TO 16	#4@10
16+ TO 20	#5@12
20+ TO 24	#5@10
24+ TO 28	#6@12
28+ TO 34	#6@10
34+ TO 40	#7@12
40+ TO 48	#7@10
48+ TO 52	#8@12
52+ TO 60	#8@10
60+ TO 66	#9@12

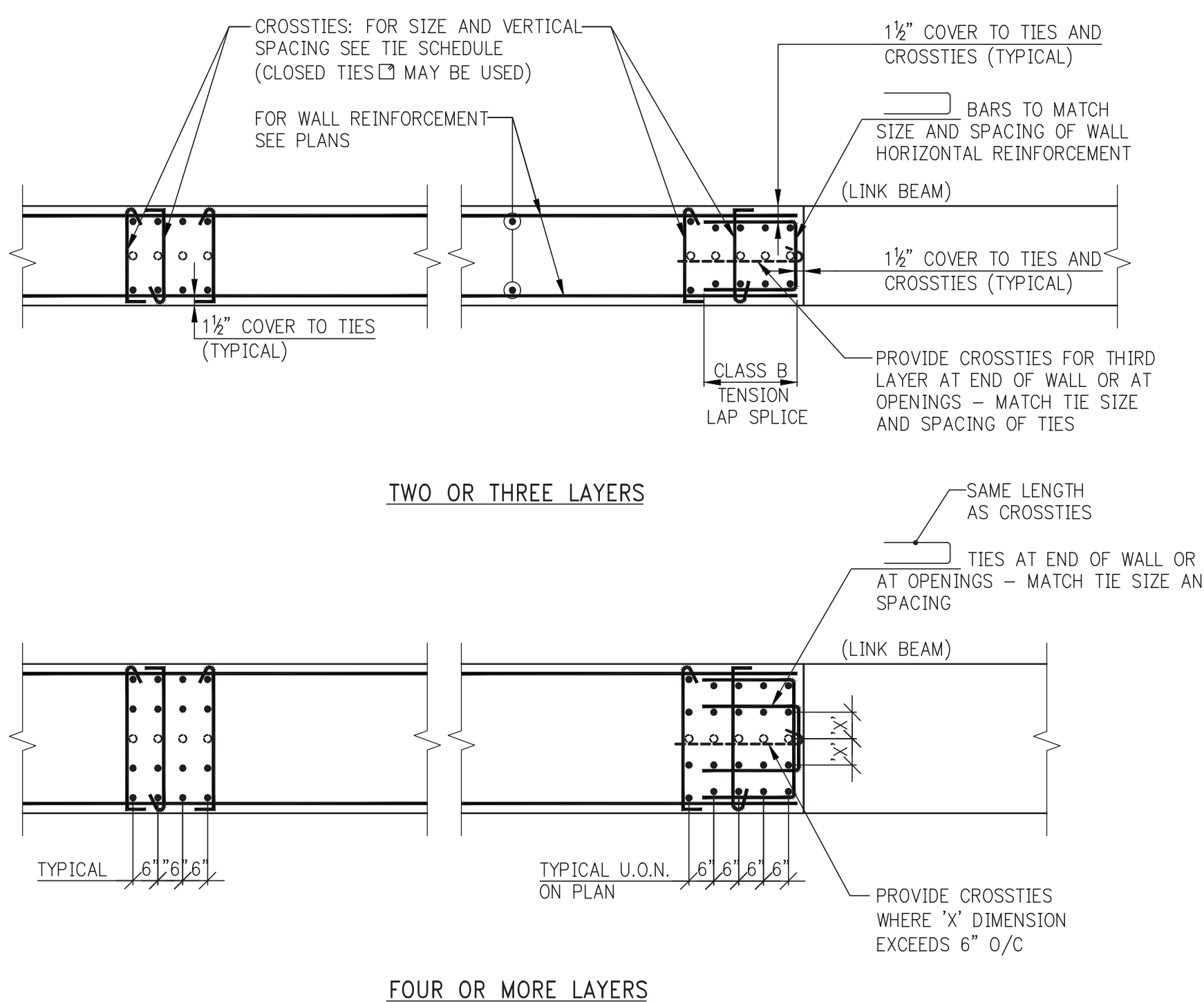
*THE REINFORCEMENT SHOWN IN THIS TABLE IS THE MINIMUM AMOUNT THAT MUST BE PROVIDED. HEAVIER REINFORCEMENT AND "ADDITIONAL" REINFORCEMENT MAY BE CALLED FOR ON PLANS, ELEVATIONS, OR IN SECTIONS AND DETAILS.

SHEARWALL TIE SCHEDULE	
NON-TYPICAL VERTICAL BAR SIZE	#4 TIES VERTICAL SPACING(S), BUT NOT TO EXCEED WALL THICKNESS (INCHES)
#6	12
#7	14
#8	16
#9	18
#10	20
#11	22
BUNDLE OF 2 (UP TO #11)	18
#14, #18, #20	24

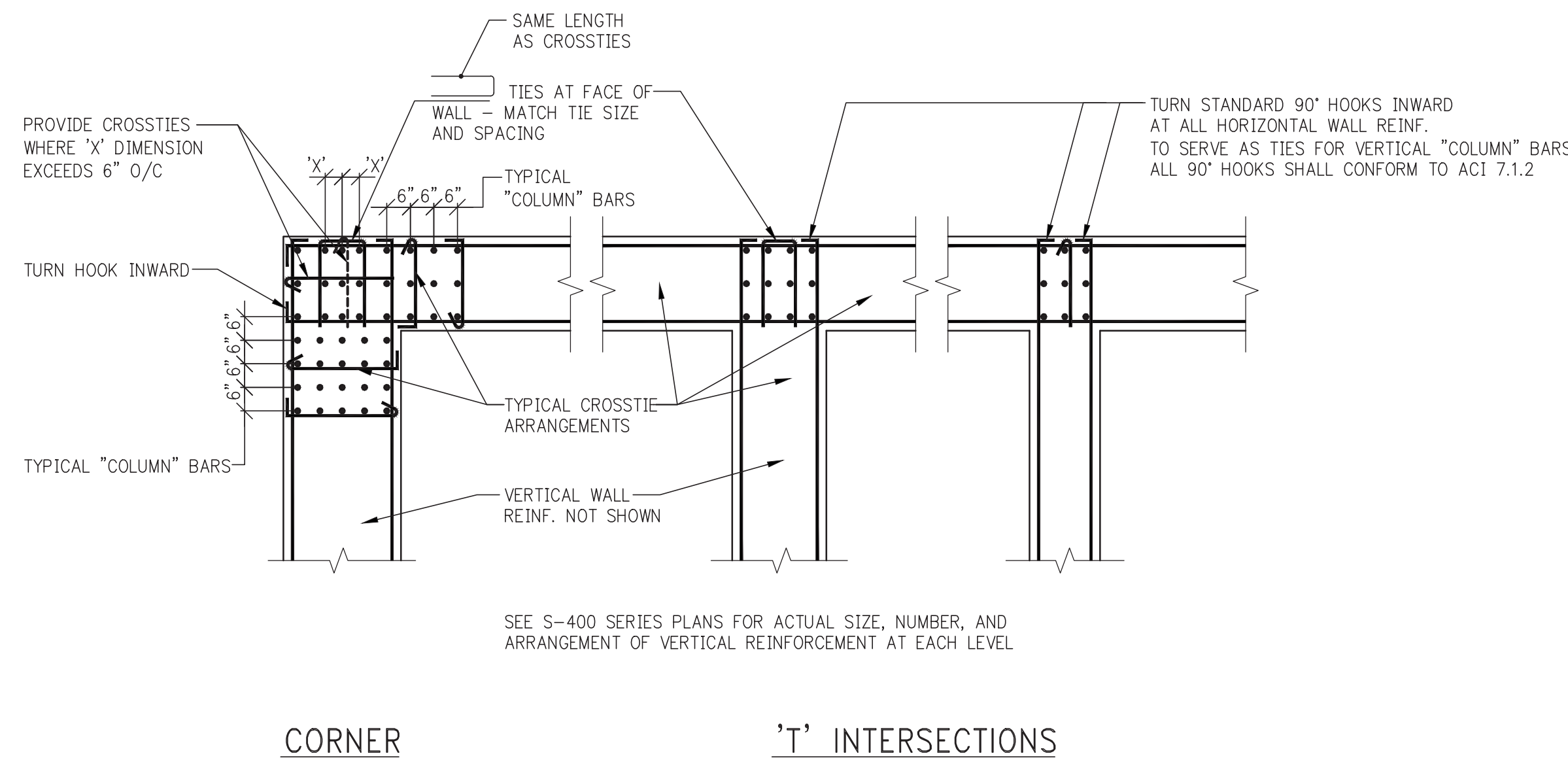
NOTES:
1. LOCATE LOWEST SET OF TIES S/2 ABOVE TOP OF SLAB
2. LOCATE TOP SET OF TIES WITHIN S/2 OF BOTTOM
REINFORCEMENT IN SLAB OR LINK BEAM.

COMPRESSIVE STRENGTH f'c (ksi)	MODULUS OF ELASTICITY E (ksi)
10	5700
12	6244
14	6744

NOTE:
COLUMN CONCRETE STRENGTH REQUIRED AT EACH
LEVEL IS DEFINED ON THE COLUMN SCHEDULE(S)
IN THE S-950 SERIES DRAWINGS.



TIE ARRANGEMENTS AT "COLUMN" VERTICAL REINFORCEMENT



CORNER

'T' INTERSECTIONS

[illegible]

DOB SUBMISSION

Discrepancies must be reported immediately to the Architect before proceeding. Only figured dimensions are to be used. Contractors must check all dimensions on site. This drawing is protected by copyright.

ALL DIMENSIONS ARE SHOWN IN IMPERIAL

CONSULTANT



228 East 45th Street
New York, NY 10017
(212) 697-9888
www.wspgroup.com/usa


PROJECT

217 WEST 57TH STREET
NEW YORK, NY

DRAFTING TITLE


TYPICAL CONCRETE SHEAR WALL DETAILS

SEAL & SIGNATURE:	DATE: 03/31/1
-------------------	---------------

	DATE: 08/07/17	
	PROJECT No: 201218	
	DRAWN: CAD	BY: JG

STATE OF NEW YORK
JAMES MAD RABINOFF

CHK.	T.E.
SCALE: AS INDICATED	



SCALE: AS INDICATED	
DWG No:	


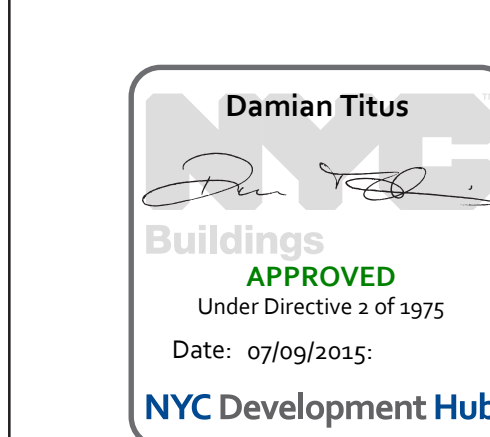
ENGINEERING



S-430.00

DOB PAGE No: 74 OF 118

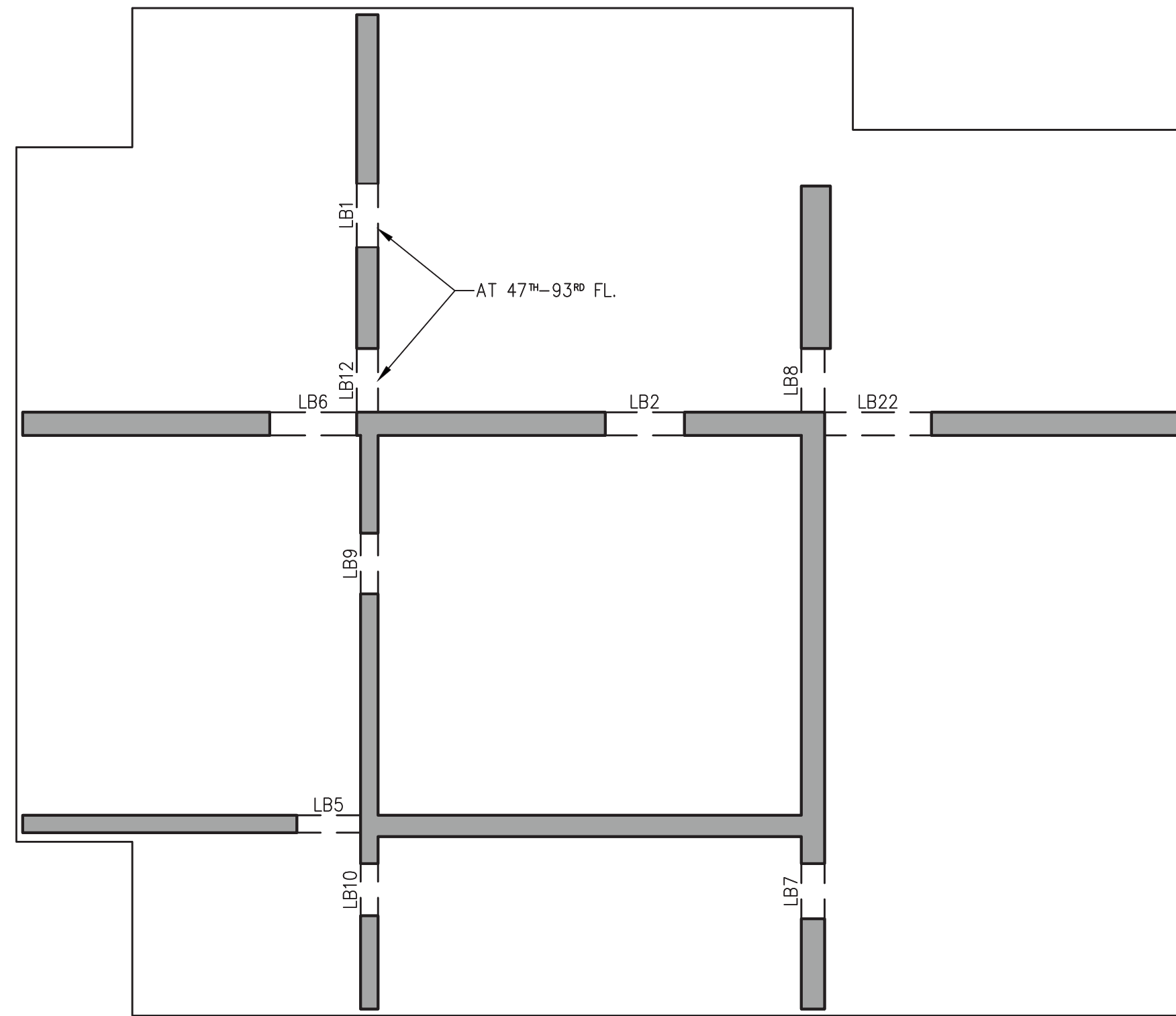
DOB EMPLOYEE STAMP:		DOB B-SCAN:
---------------------	--	-------------



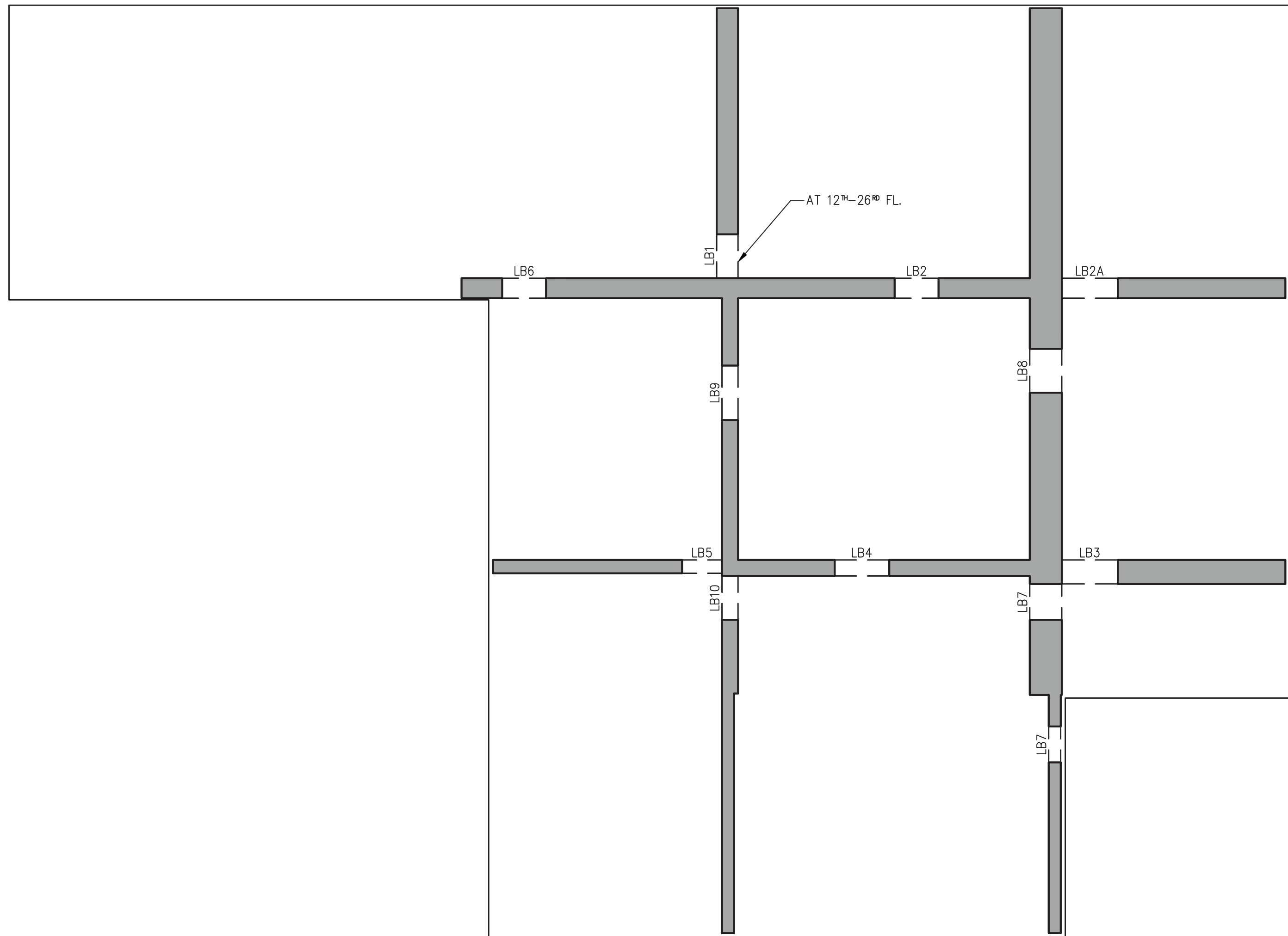
LINK BEAM SCHEDULE								
MARK	FLOOR	SIZE (IN.)	TOP & BOT. REINF.	STIRRUP			LONGITUDINAL SKIN REINF.	REMARKS
				SIZE	TYPE	SPACING		
LB1	80 - 70	56 X 42						
	66 - 47	60 X 42						
	26 - 12	64 X 30						
	9	64 X 71						
	8 - 7	36 X 126						
	6 - 3	36 X 84						
	CELLAR	36 X 84						
	SC1 - SC2	36 X 48						
LB2	TOP - 92	60 X 42						
	91	60 X 188						
	90 - 68	60 X 42						
	67	60 X 188						
	66 - 47	72 X 42						
	46	72 X 138						
	45 - 28	72 X 30						
	27	72 X 138						
	26 - 12	72 X 30						
	11MZ	72 X 150						
	10	60 X 42						
	9	60 X 142						
	8	36 X 126						
	7	60 X 126						
	6 - 3	36 X 84						
	2	36 X 120						
1 - CELLAR	36 X 84							
SC1 - SC2	36 X 48							
LB2A	27 - 13	72 X 30						
	12	60 X 150						
	11MZ	60 X 24						
LB3	27 - 20	72 X 30						
	11	72 X 24						
	7	24 X 126						
	6 - 3	36 X 84						
	2	30 X 120						
	1 - CELLAR	36 X 84						
LB4	TOP - 92	16 X 42						
	91	16 X 188						
	89 - 68	16 X 42						
	67	22 X 188						
	26 - 12	50 X 30						
	11MZ	50 X 150						
	1 - CELLAR	30 X 210						
LB5	TOP - 92	56 X 42						
	91	56 X 188						
	90	56 X 216						
	89	56 X 192						
	87 - 68	56 X 42						
	67	60 X 196						
	66 - 48	60 X 42						
	47	40 X 150						
	46 - 28	40 X 30						
	27	40 X 138						
	26	50 X 150						
	25 - 12	50 X 30						
	12	50 X 150						
10	50 X 192							
LB6	TOP - 92	56 X 42						
	91	56 X 188						
	89 - 68	56 X 42						
	65 - 47	72 X 42						
	46	72 X 138						
	45	60 X 150						
	44 - 28	60 X 30						
	26 - 12	84 X 30						
	10	36 X 42						
	9	36 X 142						
	8	36 X 126						
LB7	67	72 X 188						
	66 - 47	72 X 42						
	46	72 X 138						
	45 - 28	72 X 30						
	27	72 X 138						
	26	72 X 150						
	25 - 12	78 X 30						
11MZ	72 X 150							
LB8	67	72 X 188						
	66 - 47	72 X 42						
	44 - 29	84 X 30						
	28 - 12	72 X 30						
LB9	TOP - 92	56 X 42						
	91	56 X 188						
	90 - 68	56 X 42						
	67	56 X 188						
	66 - 47	72 X 42						
	46	72 X 138						
	45 - 28	72 X 30						
	27	60 X 138						
	26 - 12	60 X 30						
	11MZ	60 X 150						
	10	60 X 42						
	9	60 X 71						
8 - 7	60 X 126							

LINK BEAM SCHEDULE								
MARK	FLOOR	SIZE (IN.)	TOP & BOT. REINF.	STIRRUP			LONGITUDINAL SKIN REINF.	REMARKS
				SIZE	TYPE	SPACING		
LB10	TOP	60 X 42						
		92	56 X 42					
		91	56 X 188					
		90 – 89	56 X 42					
		68	56 X 42					
		67	56 X 188					
		66 – 47	60 X 42					
		46	60 X 138					
		45 – 29	54 X 30					
		28	54 X 138					
		27	54 X 150					
		26 – 15	72 X 30					
		10	54 X 192					
		8 – 7	54 X 126					
LB12	TOP – 92	56 X 42						
		91	56 X 188					
		90 – 68	56 X 42					
		67	54 X 196					
		66 – 47	54 X 42					
LB20		67	36 X 42					
LB21		67	24 X 42					
LB22		46	24 X 30					
LB23		7	24 X 126					
		6	24 X 84					
LB24		7	24 X 126					
		6	24 X 84					
LB25		5 – 3	24 X 84					
		CELLAR	24 X 84					
		SCI	24 X 48					
LB26		SC2	24 X 48					
LB27		CELLAR	24 X 84					
		SCI	24 X 48					
LB28		CELLAR	24 X 42					

NOTES:
 * DIMENSION SHOWN INDICATES DISTANCE FROM FACE OF WALL OPENING TO END OF LINK BEAM
 1. ALL TOP AND BOTTOM REINFORCEMENT SHALL BE ONE LAYER U.O.N.



LB KEYPLAN TOWER



LB KEYPLAN PODIUM

<div> <div> </div> <div> </div> </div>		
<div> <div> </div> <div> </div> </div>		
<div> <div> </div> </div>		
<div> <div> EXTELL DEVELOPMENT COMPANY 605 THIRD AVENUE, 7TH FLOOR New York, NY 10022 USA TEL: 212 712 6000 FAX: 212 712 6100 </div> </div>		
<div> <div> DESIGN ARCHITECT: </div> <div> Basic Building Shell & Core ADRIAN SMITH + GORDON GILL ARCHITECTURE 111 WEST MONROE STREET SUITE 2300 CHICAGO, IL 60603 TEL: 312 920 1888 FAX: 312 920 1775 </div> </div>		
<div> <div> INTERIOR DESIGNER: </div> <div> Residential Rotter Architecture and Design Studio 298 Fifth Ave. 7th Floor New York, NY 10017 USA TEL: 646 998 7000 FAX: 646 998 7000 </div> </div>		
<div> <div> ARCHITECT OF RECORD: </div> <div> Basic Building Shell, Core, & Residential AAI ARCHITECTS, P.C. 401 Wellington St., 3rd Floor Toronto, ON M5V 1E7 Canada TEL: 416 987 1500 FAX: 416 987 7150 </div> </div>		
<div> <div> STRUCTURAL ENGINEERS: </div> <div> WSP 228 EAST 45th Street New York, NY 10017 USA TEL: 212 687 8888 FAX: 646 467 5501 </div> </div>		
<div> <div> MEP ENGINEERS: </div> <div> AKF GROUP 1501 Broadway New York, NY 10036 USA TEL: 212 354 5656 FAX: 212 354 5668 </div> </div>		
<div> <div> GEOTECHNICAL ENGINEERS: </div> <div> Langan Engineering & Environmental Services 21 Penn Plaza - 360 West 11th Street, 8th Floor New York, NY 10038-1277 TEL: 212 478 5450 FAX: 212 478 5444 </div> </div>		
<div> <div> CONSULTANTS: </div> <div> Construction Consulting Associates 160 Church Street New York, NY 10007 TEL: 212 385 1818 FAX: 212 385 1911 </div> </div>		
<div> <div> CURTAINWALL CONSULTANT: </div> <div> AJLP Consulting 40 Worth Street, Suite 626 New York, NY 10013 TEL: 212 787 5659 FAX: 646 219 8508 </div> </div>		
<div> <div> LANDMARK/PRESERVATION CONSULTANT: </div> <div> Jan Hird Pokorsky Associates, Inc. 39 West 37th Street, 12A New York, NY 10018 TEL: 212 759 8462 FAX: 212 759 8540 </div> </div>		
No.	DESCRIPTION	DATE
1	SCHEMATIC DESIGN	03-31-2014
2	ISSUED FOR SCHEMATIC DESIGN	04-02-2014
3	SCHEM. BID PACKAGE	06-22-2014
4	SUPERSTRUCTURE CONCRETE BID	06-04-2014
5	DESIGN DEVELOPMENT	07-01-2014
6	ISSUED FOR DESIGN DEVELOPMENT	07-31-2014
7	CD PROGRESS ISSUE 1	10-15-2014
8	DOB SUBMISSION	12-19-2014

DOB SUBMISSION

Discrepancies must be reported immediately to the Architect before proceeding. Only figured dimensions are to be used. Contractors must check all dimensions on site. This drawing is protected by copyright.

ALL DIMENSIONS ARE SHOWN IN IMPERIAL

CONSULTANT



228 East 45th Street
New York, NY 10017
(212) 697-9888
www.wspgroup.com/usa

PROJECT

217 WEST 57TH STREET
NEW YORK, NY

DRAWING TITLE

LINK BEAM SCHEDULE

SEAL & SIGNATURE:

DATE:	03/31/14
PROJECT No:	2012185

DRAWING: CADD	
DATE: 1-1-77	

CHK:	Y.E.
DATE:	

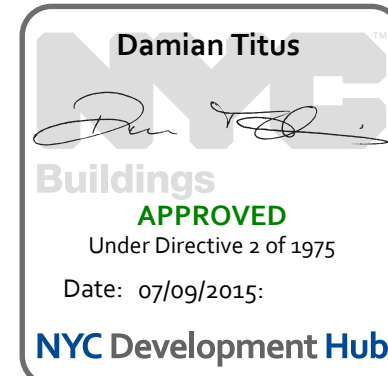
SCALE: AS INDICATED

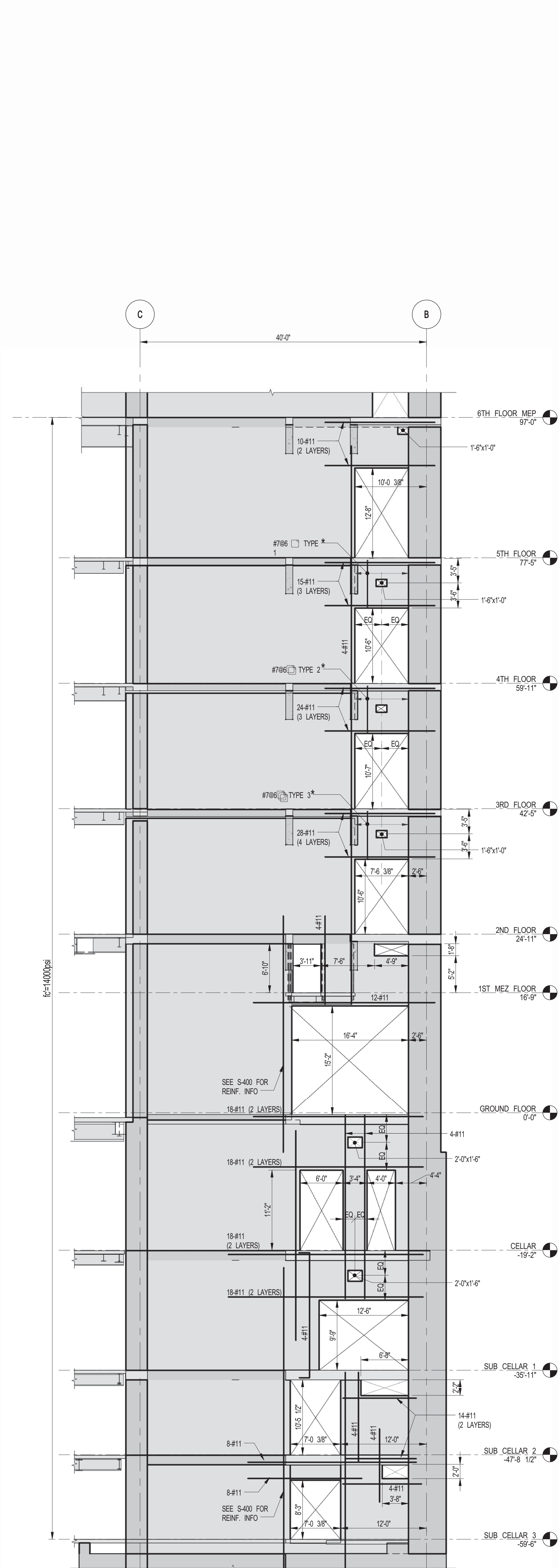
S-440.00

DOB PAGE No: 75 OF 118

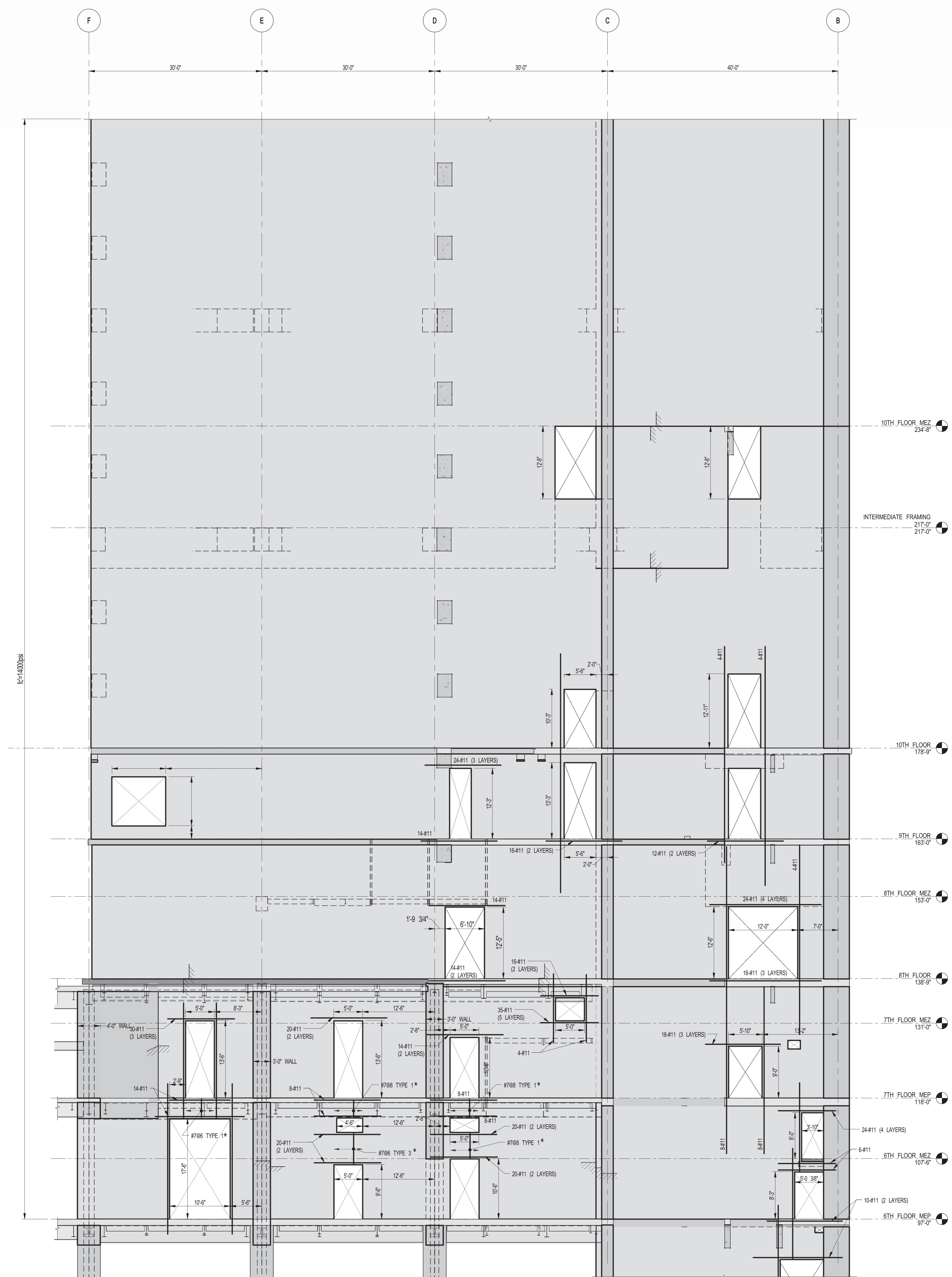
DOB EMPLOYEE STAMP:

DOC B-SCAN:





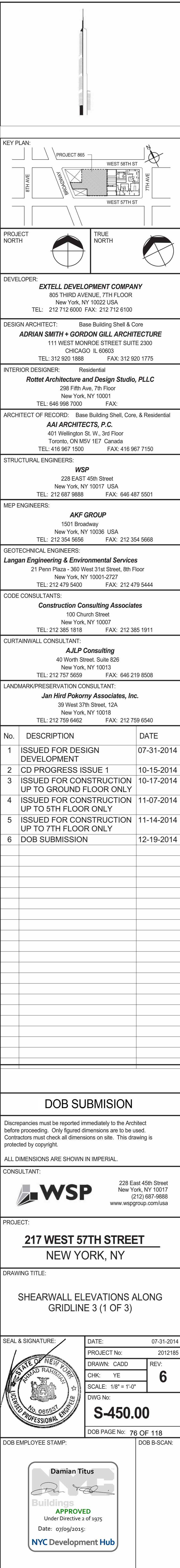
1 SHEARWALL EL. ALONG GL 3
S-450 SCALE: 1/8" = 1'-0"




2 SHEARWALL EL. ALONG GL 3
S-450 SCALE: 1/8" = 1'-0"

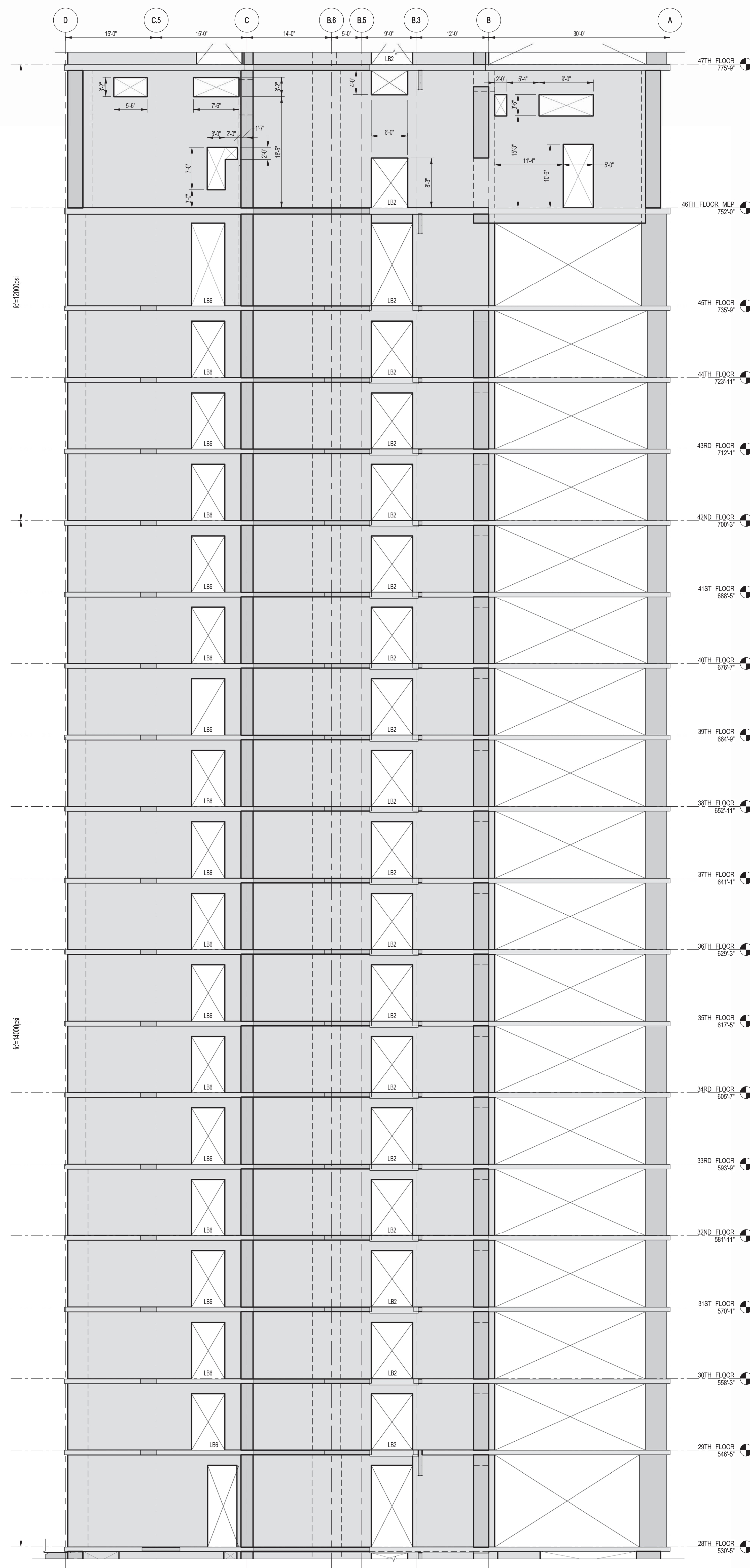
- NOTES**
1. ALL REINFORCEMENT SHOWN ON THESE ELEVATIONS IS IN ADDITION TO REINFORCEMENT SHOWN PLANS IN S-400 SERIES DRAWINGS.
 2. *** INDICATES REINFORCEMENT SHOWN ON ELEVATION IS TO BE USED IN LIEU OF REINFORCEMENT SHOWN ON PLAN.
 3. FOR HORIZONTAL REINFORCEMENT IN FOUNDATION WALLS USE THE MORE ONEROUS OF THE TYPICAL SHEARWALL REINFC. SCHEDULE OR S-400 OR AS SHOWN ON FOUNDATION WALL SECTIONS ON F0-300 SERIES.
 4. ALL #11 VERTICAL REINFC. SHALL BE GRADE 75.
 5. FOR TYPICAL DETAILS SEE DRAWINGS S-400.

TYPE 1
STIRRUP TYPE




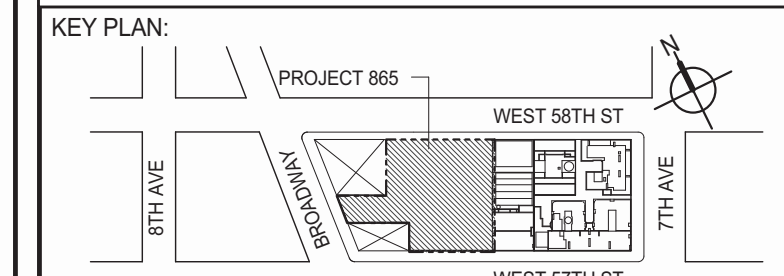


1 SHEARWALL EL. ALONG GL 3
S-451 SCALE: 1/8" = 1'-0"



2 SHEARWALL EL. ALONG GL 3
S-451 SCALE: 1/8" = 1'-0"

NOTES:
1. FOR NOTES SEE DRAWING S-450



DEVELOPER:
EXTELL DEVELOPMENT COMPANY
805 THIRD AVENUE, 7TH FLOOR
New York, NY 10022 USA
TEL: 212 712 6000 FAX: 212 712 6100

DESIGN ARCHITECT: Base Building Shell & Core
ADRIAN SMITH + GORDON GILL ARCHITECTURE
111 WEST MONROE STREET SUITE 2300
CHICAGO IL 60603
TEL: 312 920 1888 FAX: 312 920 1775

INTERIOR DESIGNER: Residential
Rottet Architecture and Design Studio, PLLC
298 Fifth Ave, 7th Floor
New York, NY 10001
TEL: 646 998 7000 FAX:

ARCHITECT OF RECORD: Base Building Shell, Core, & Residential
AAI ARCHITECTS, P.C.
401 Wellington St. W., 3rd Floor
Toronto, ON M5V 1E7 Canada
TEL: 416 967 1500 FAX: 416 967 7150

STRUCTURAL ENGINEERS:
WSP
228 EAST 45th Street
New York, NY 10017 USA
TEL: 212 687 9888 FAX: 646 487 5501

MEP ENGINEERS:

AKF GROUP
1501 Broadway
New York, NY 10036 USA
TEL: 212 354 5656 FAX: 212 354 5668

GEOTECHNICAL ENGINEERS:
Langan Engineering & Environmental Services
21 Penn Plaza - 360 West 31st Street, 8th Floor
New York, NY 10001-2727
TEL: 212 478 5400 FAX: 212 478 5444

CODE CONSULTANTS:
Construction Consulting Associates
100 Church Street
New York, NY 10007
TEL: 212 385 1818 FAX: 212 385 1811

CURTAINWALL CONSULTANT:
AJLP Consulting
40 Worth Street, Suite 828
New York, NY 10013
TEL: 212 757 5659 FAX: 646 219 8508

LANDMARK/PRESERVATION CONSULTANT:
Jan Hird Pokorny Associates, Inc.
39 West 37th Street, 12A
New York, NY 10018
TEL: 212 759 6462 FAX: 212 759 6540

No.	DESCRIPTION	DATE
1	CD PROGRESS ISSUE 1	10-15-2014
2	ISSUED FOR CONSTRUCTION UP TO 7TH FLOOR ONLY	11-14-2014
3	DOB SUBMISSION	12-19-2014

DOB SUBMISSION

Discrepancies must be reported immediately to the Architect before proceeding. Only figured dimensions are to be used. Contractors must check all dimensions on site. This drawing is protected by copyright.

ALL DIMENSIONS ARE SHOWN IN IMPERIAL

CONSULTANT:

 **WSP**

228 East 45th Street
New York, NY 10017
(212) 687-9888
www.wspgroup.com/usa

PROJECT:
217 WEST 57TH STREET
NEW YORK, NY

DRAWING TITLE:

SHEARWALL ELEVATIONS ALONG
GRIDLINE 3 (2 OF 3)

SEAL & SIGNATURE: /	DATE: XX-XX-X
---------------------	---------------

PROJECT No:	201218
-------------	--------

	DRAWN: CADD	REV:



CHR:	YE
SCALE:	1/8" = 1'-0"

3

S-451.00

DOB PAGE No: 77 OF 112

DOB PAGE NO. 77 OF 118	
DOB EMPLOYEE STAMP:	DOB B-SCAN:

[illegible]

Damian Titus

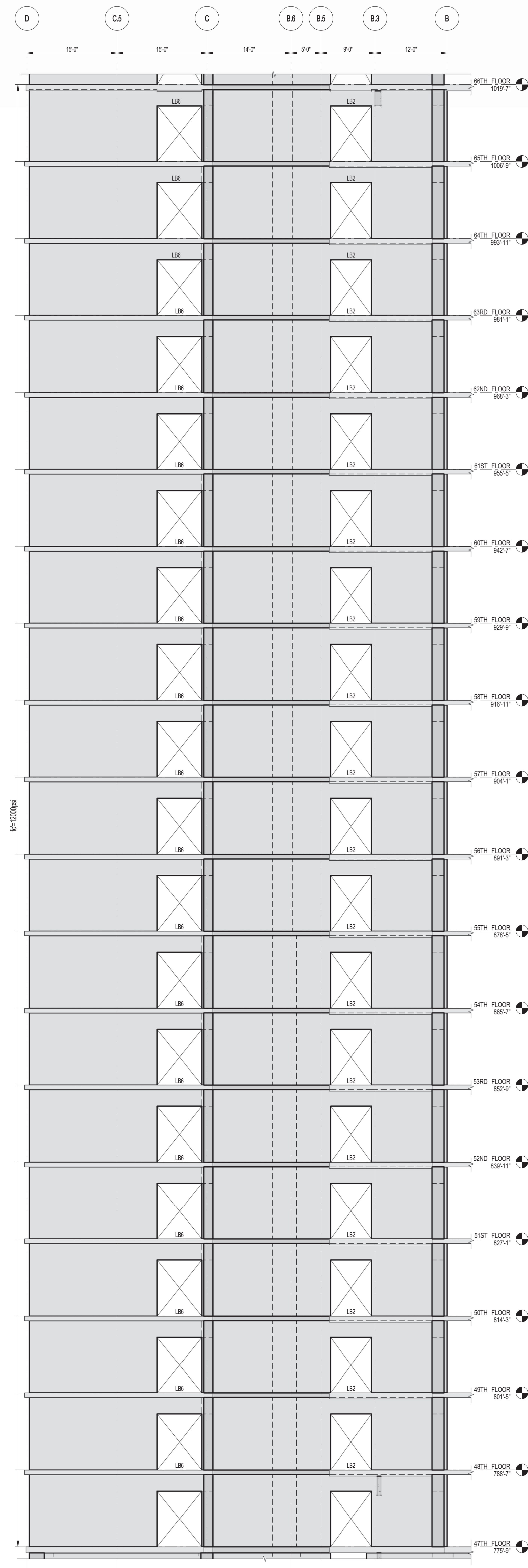


Buildings

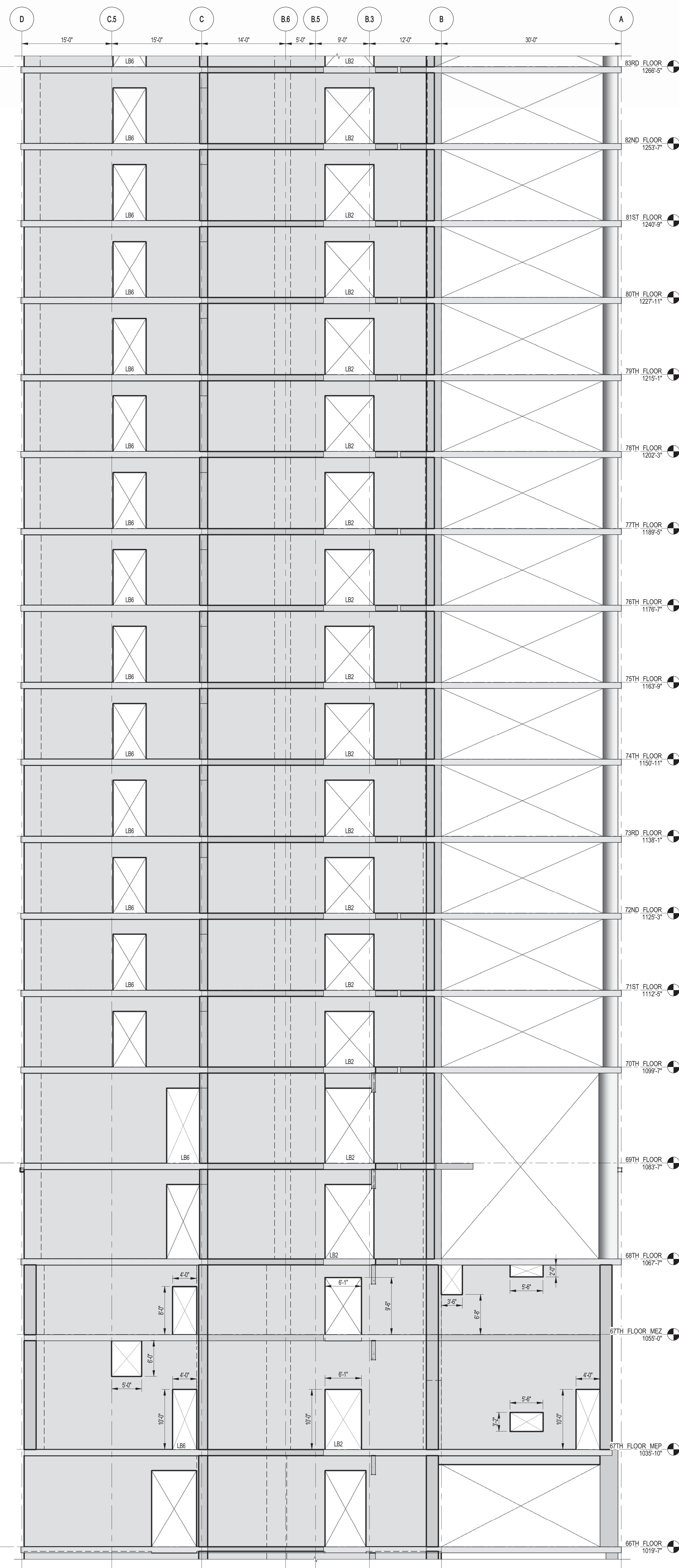
APPROVED
Under Directive 2 of 1975

Date: 07/09/2015:

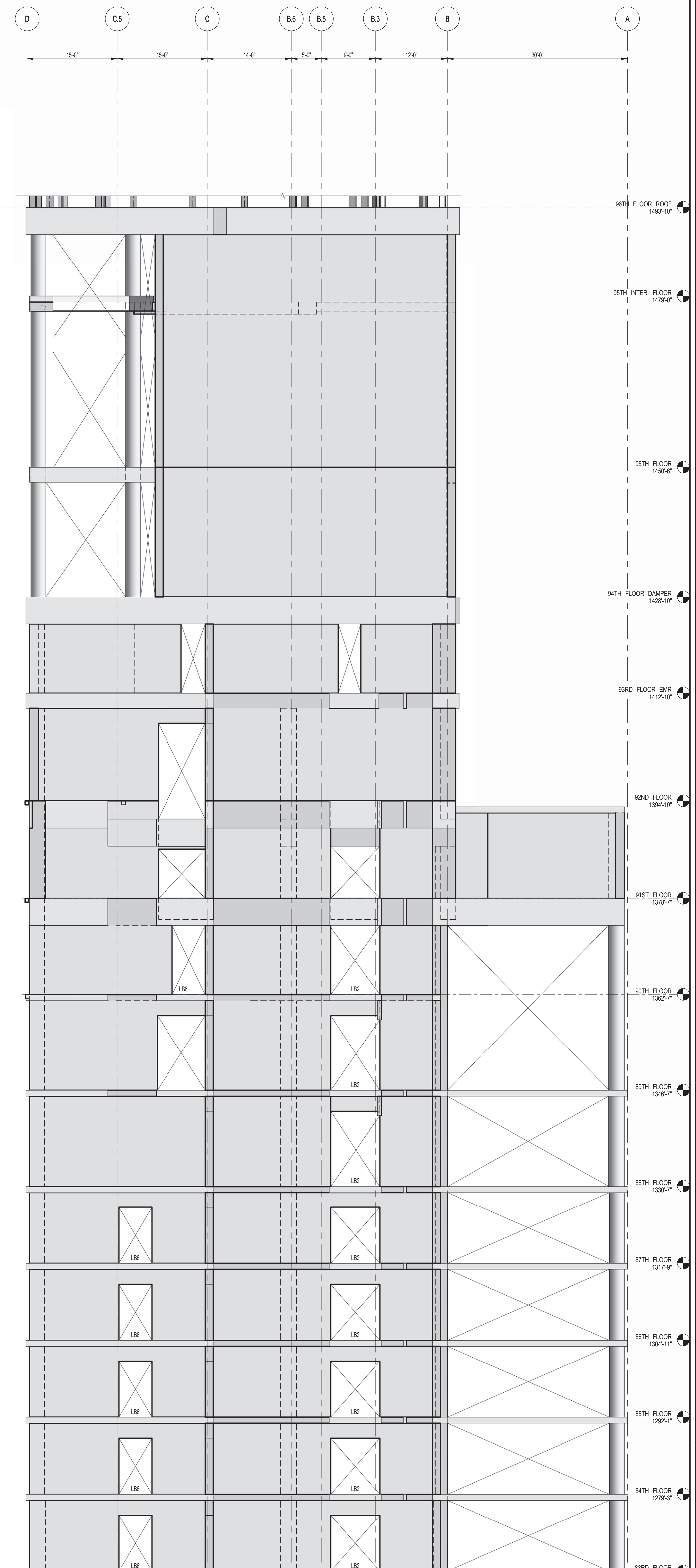
NYC Development Hub



1 SHEARWALL EL. ALONG GL 3
S-452 SCALE: 1/8" = 1'-0"



2 SHEARWALL EL. ALONG GL 3
S-452 SCALE: 1/8" = 1'-0"



3 SHEARWALL EL. ALONG GL 3
S-452 SCALE: 1/8" = 1'-0"

KEY PLAN:

PROJECT NORTH

DEVELOPER:

EXTELL DEVELOPMENT COMPANY
805 THIRD AVENUE, 7TH FLOOR
NEW YORK, NY 10022 USA
TEL: 212 712 6000 FAX: 212 712 6100

DESIGN ARCHITECT:

Base Building Shell & Core
ADRIAN SMITH + GORDON GILL ARCHITECTURE
111 WEST MONROE STREET SUITE 2300
CHICAGO, IL 60603
TEL: 312 920 1888 FAX: 312 920 1775

INTERIOR DESIGNER:

Residential
Rottet Architecture and Design Studio, PLLC
288 Fifth Ave, 7th Floor
New York, NY 10017
TEL: 646 988 7000 FAX:

ARCHITECT OF RECORD:

Base Building Shell, Core, & Residential
AJA ARCHITECTS, P.C.
401 Wellington St W., 3rd Floor
Toronto, ON M5V 1E7 Canada
TEL: 416 967 1500 FAX: 416 967 7150

STRUCTURAL ENGINEERS:

WSP
228 EAST 45th Street
New York, NY 10017 USA
TEL: 212 687 8885 FAX: 646 487 5501

MEP ENGINEERS:

AKF GROUP
1501 Broadway
New York, NY 10036 USA
TEL: 212 354 5656 FAX: 212 354 5668

GEOTECHNICAL ENGINEERS:

Langan Engineering & Environmental Services
21 Penn Plaza - 360 West 31st Street, 8th Floor
New York, NY 10001-2727
TEL: 212 479 5400 FAX: 212 479 5444

CODE CONSULTANTS:

Construction Consulting Associates
100 Church Street
New York, NY 10007
TEL: 212 385 6318 FAX: 212 385 1911

CURTAINWALL CONSULTANT:

AJLP Consulting
40 Worth Street, Suite 826
New York, NY 10013
TEL: 212 757 6550 FAX: 646 219 8508

LANDMARK/PRESERVATION CONSULTANT:

Jan Hird Pokorny Associates, Inc.
39 West 57th Street, 12A
New York, NY 10019
TEL: 212 759 6452 FAX: 212 759 6540

No.	DESCRIPTION	DATE
1	CD PROGRESS ISSUE 1	10-15-2014
2	DOB SUBMISSION	12-19-2014

DOB SUBMISSION

Discrepancies must be reported immediately to the Architect before proceeding. Only figured dimensions are to be used. Contractors must check all dimensions on site. This drawing is protected by copyright.

ALL DIMENSIONS ARE SHOWN IN IMPERIAL.

CONSULTANT:

WSP
228 East 45th Street
New York, NY 10017
(212) 687-8885
www.wspgroup.com/usa

PROJECT:

217 WEST 57TH STREET
NEW YORK, NY

DRAWING TITLE:

SHEARWALL ELEVATIONS ALONG GRIDLINE 3 (3 OF 3)

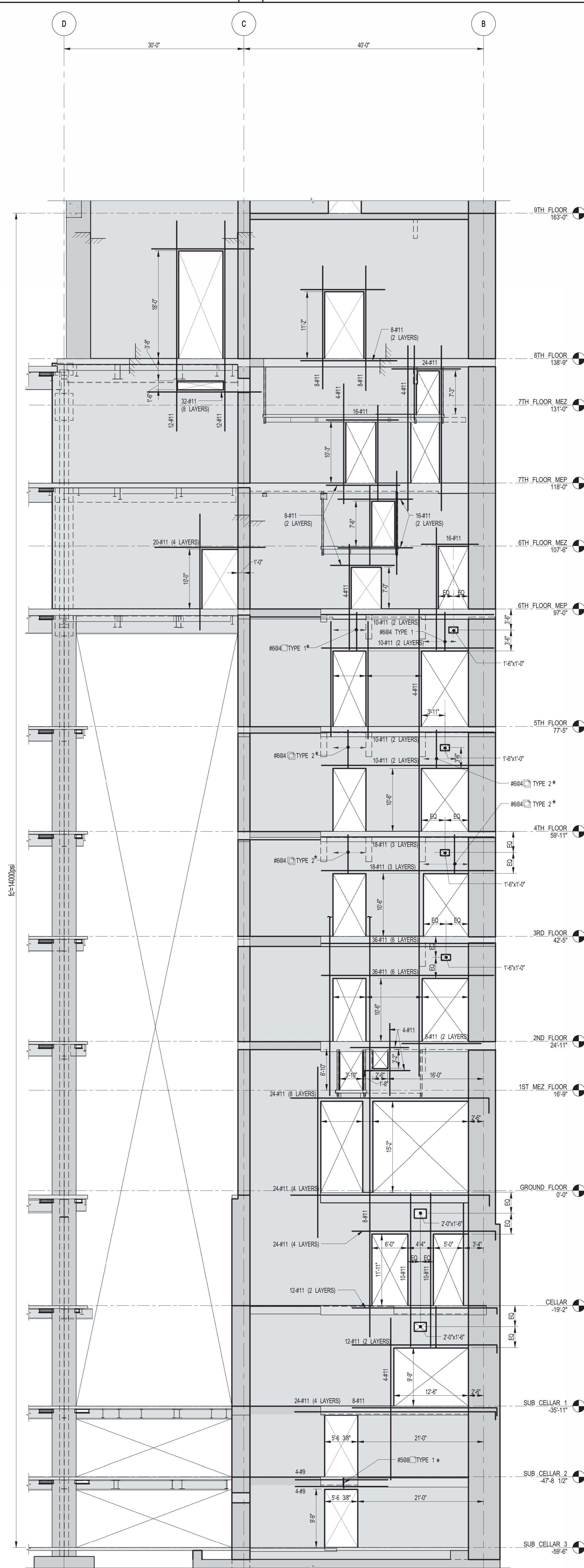
SEAL & SIGNATURE:

DATE: XX-XX-XX
PROJECT No: 2012185
DRAWN: CADOD
CHK: YE
SCALE: 1/8" = 1'-0"
DWG No: **S-452.00**

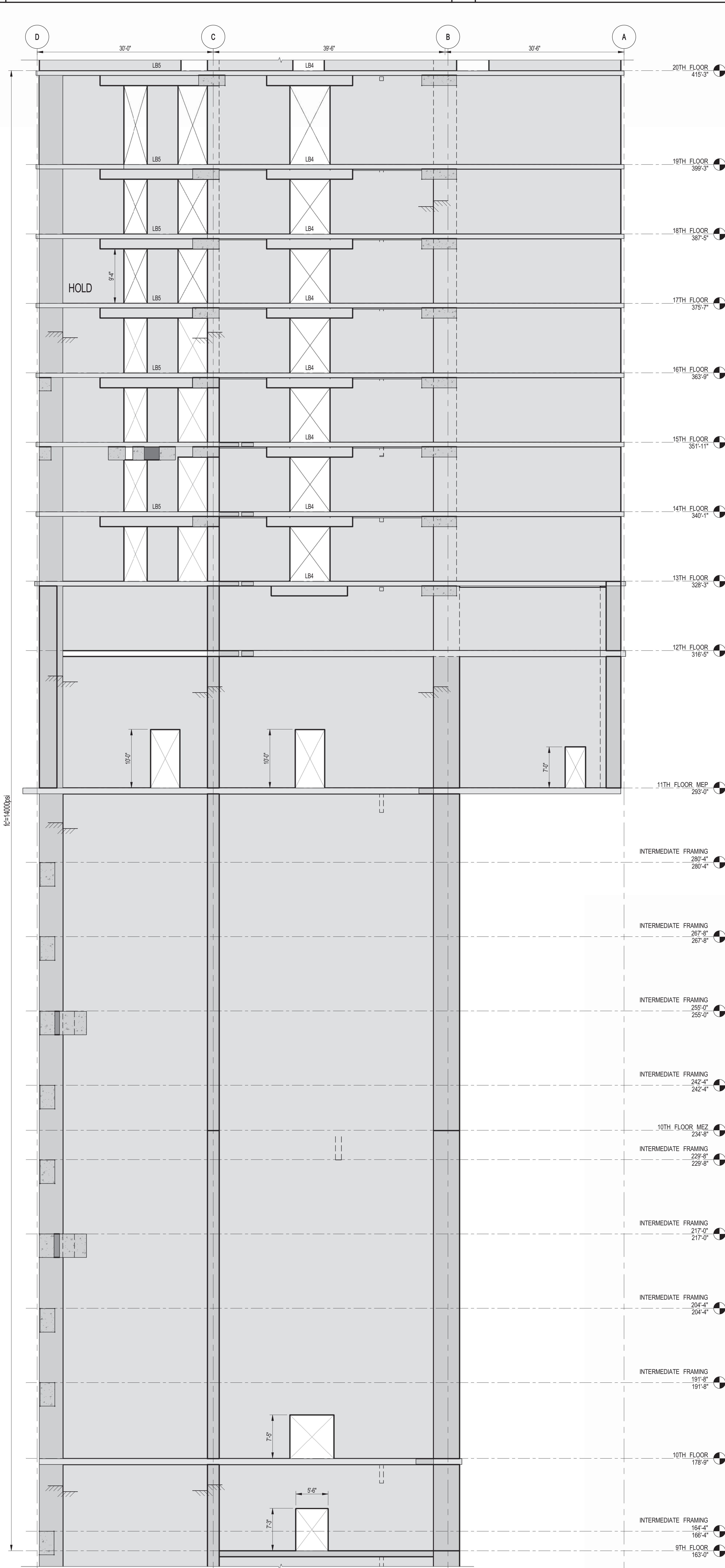
DOB EMPLOYEE STAMP:

DOB PAGE No: 78 OF 118
DOB S-SCAN:

Damian Titus
Buildings
APPROVED
Under Directive 2 of 1975
Date: 07/09/2015
NYC Development Hub



1 SHEARWALL EL. ALONG GL 4
 S-453 SCALE: 1/8" = 1'-0"



2 SHEARWALL EL. ALONG GL 4
 S-453 SCALE: 1/8" = 1'-0"

NOTES:
 1. FOR NOTES SEE DRAWING S-450.

KEY PLAN

PROJECT NORTH

TRUE NORTH

DEVELOPER:
EXTELL DEVELOPMENT COMPANY
 805 THIRD AVENUE, 7TH FLOOR
 NEW YORK, NY 10022 USA
 TEL: 212 712 6000 FAX: 212 712 6100

DESIGN ARCHITECT: Base Building Shell & Core
ADRIAN SMITH + GORDON GILL ARCHITECTURE
 111 WEST MONROE STREET SUITE 2300
 CHICAGO, IL 60603
 TEL: 312 920 1888 FAX: 312 920 1775

INTERIOR DESIGNER: Residential
Rottet Architecture and Design Studio, PLLC
 208 Fifth Ave., 7th Floor
 New York, NY 10001
 TEL: 646 989 7000 FAX:

ARCHITECT OF RECORD: Base Building Shell, Core, & Residential
AJA ARCHITECTS, P.C.
 401 Wellington St. W., 3rd Floor
 Toronto, ON M5V 1E7 Canada
 TEL: 416 967 1500 FAX: 416 967 7150

STRUCTURAL ENGINEERS:
WSP
 228 East 45th Street
 New York, NY 10017 USA
 TEL: 212 697 8885 FAX: 646 487 5501

MEP ENGINEERS:
AKF GROUP
 1501 Broadway
 New York, NY 10036 USA
 TEL: 212 354 5656 FAX: 212 354 5668

GEOTECHNICAL ENGINEERS:
Langan Engineering & Environmental Services
 21 Penn Plaza - 360 West 31st Street, 8th Floor
 New York, NY 10001-2727
 TEL: 212 679 5400 FAX: 212 479 5444

CODE CONSULTANTS:
Construction Consulting Associates
 100 Church Street
 New York, NY 10007
 TEL: 212 385 1515 FAX: 212 385 1911

CURTAINWALL CONSULTANT:
AJLP Consulting
 40 Worth Street, Suite 826
 New York, NY 10013
 TEL: 212 757 6659 FAX: 646 219 8508

LANDMARK/PRESERVATION CONSULTANT:
Jan Hird Pokorny Associates, Inc.
 39 West 37th Street, 12A
 New York, NY 10018
 TEL: 212 759 6452 FAX: 212 759 6540

No.	DESCRIPTION	DATE
1	CD PROGRESS ISSUE 1	10-15-2014
2	ISSUED FOR CONSTRUCTION UP TO GROUND FLOOR ONLY	10-17-2014
3	ISSUED FOR CONSTRUCTION UP TO 5TH FLOOR ONLY	11-07-2014
4	ISSUED FOR CONSTRUCTION UP TO 7TH FLOOR ONLY	11-14-2014
5	DOB SUBMISSION	12-19-2014

DOB SUBMISSION

Discrepancies must be reported immediately to the Architect before proceeding. Only figured dimensions are to be used. Contractors must check all dimensions on site. This drawing is protected by copyright.

ALL DIMENSIONS ARE SHOWN IN IMPERIAL.

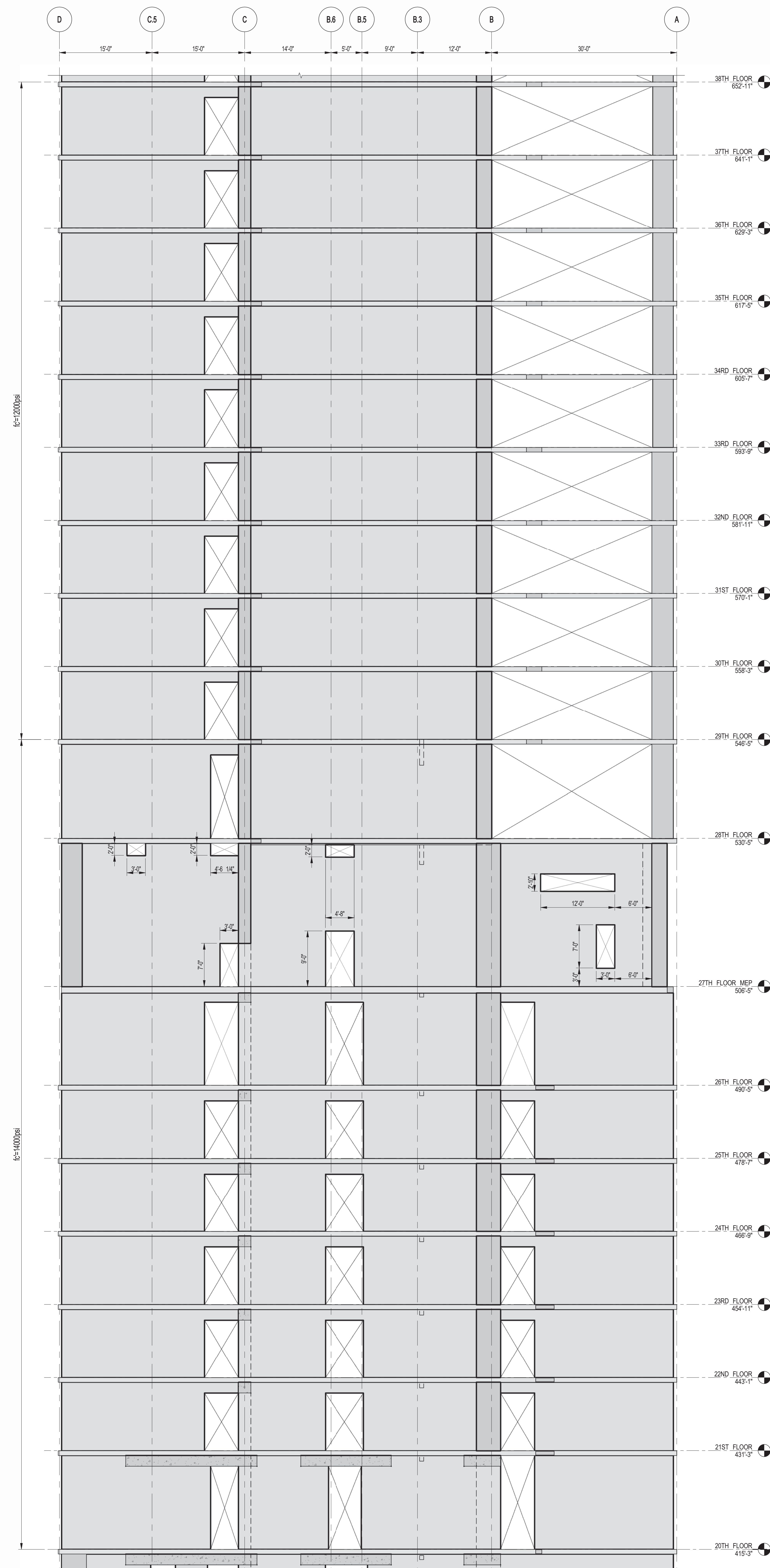
CONSULTANT:
WSP
 228 East 45th Street
 New York, NY 10017
 (212) 697-8885
 www.wsgroup.com/usa

PROJECT:
217 WEST 57TH STREET
 NEW YORK, NY

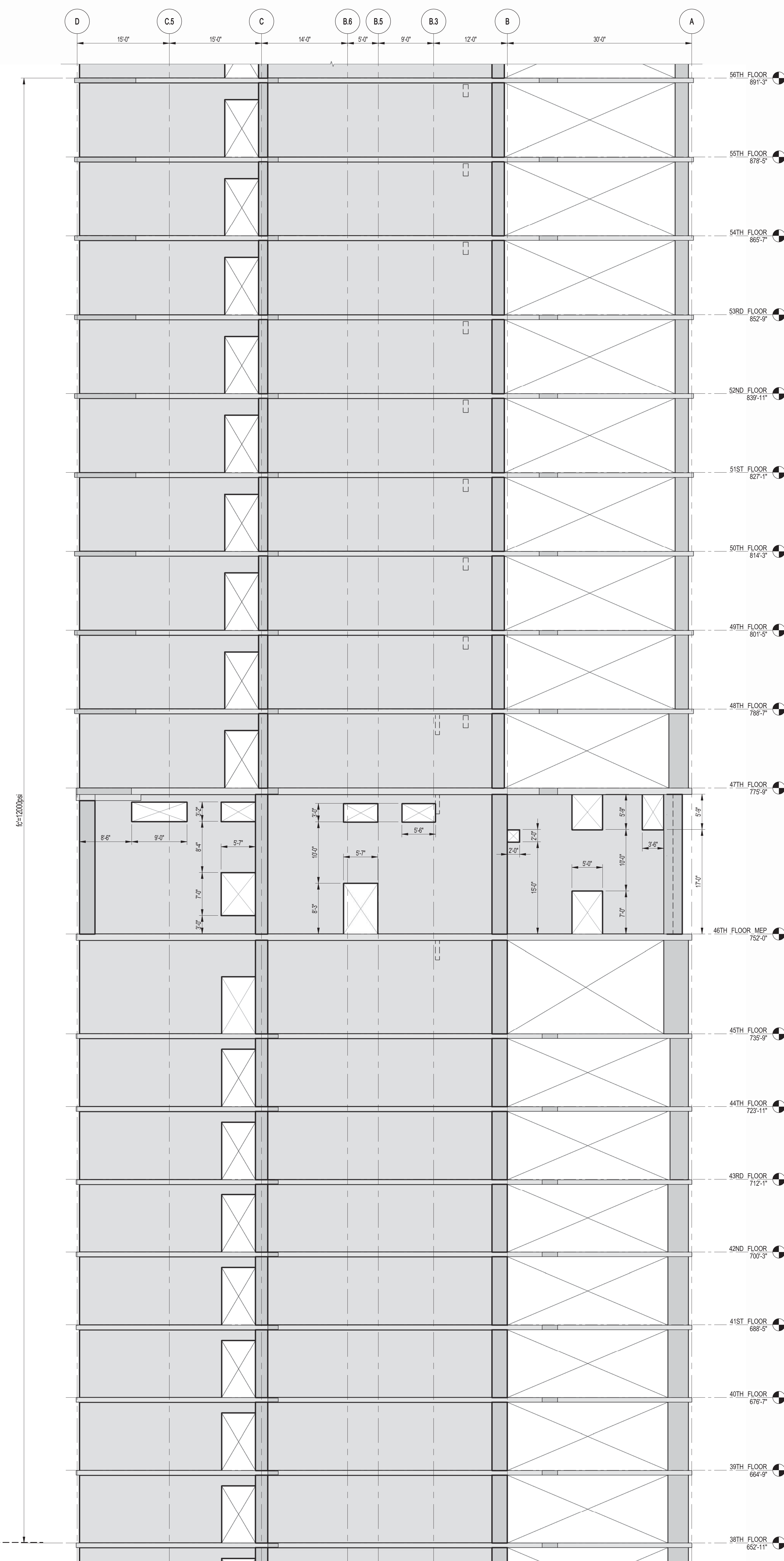
DRAWING TITLE:
SHEARWALL ELEVATIONS ALONG GRIDLINE 4 (1 OF 3)

SEAL & SIGNATURE:

 PROJECT No: 2012185
 DRAWN: CADDO
 CHK: YE
 SCALE: 1/8" = 1'-0"
 DWG No: **S-453.00**
 DOB PAGE No: 79 OF 118
 DOB EMPLOYEE STAMP:

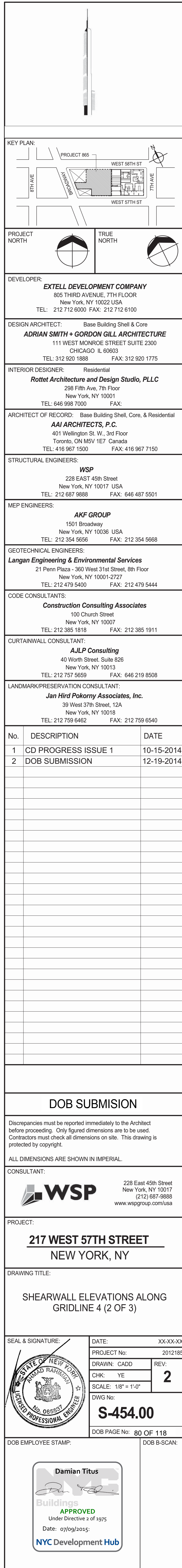


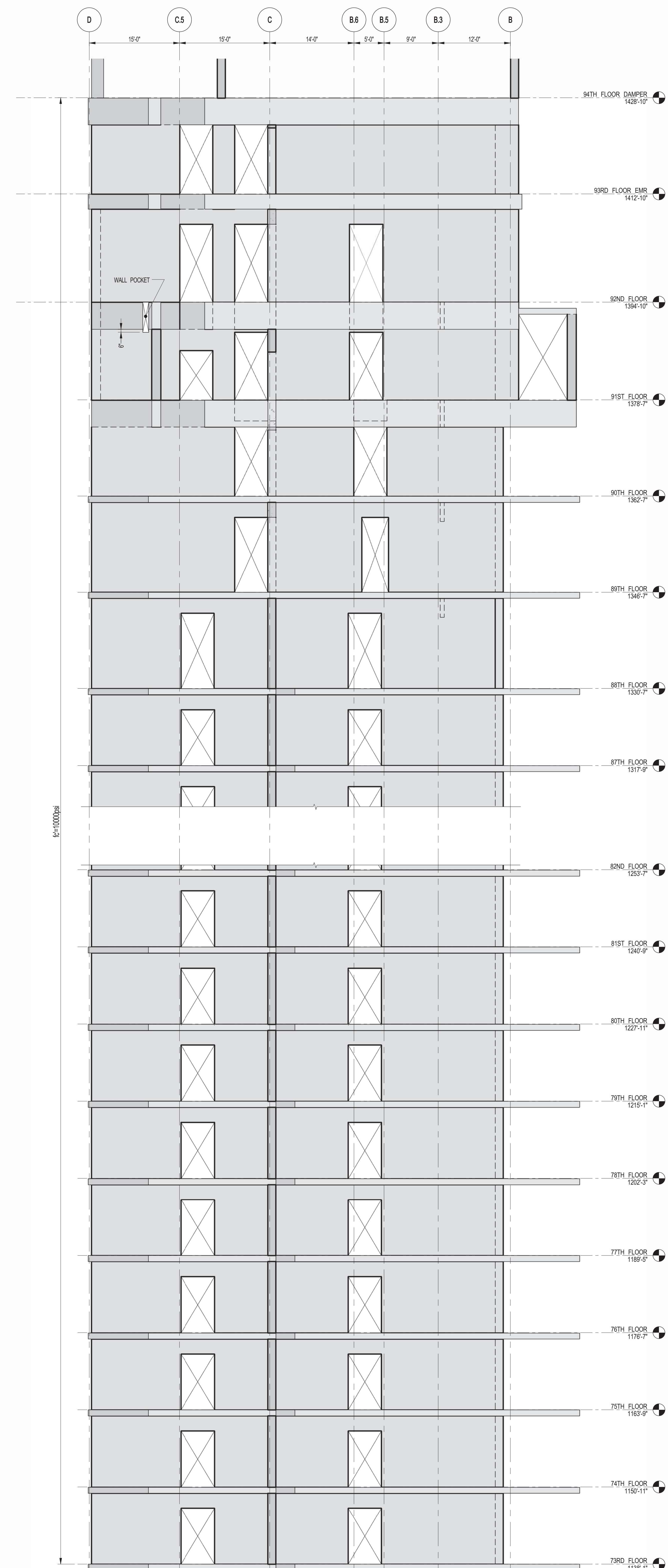
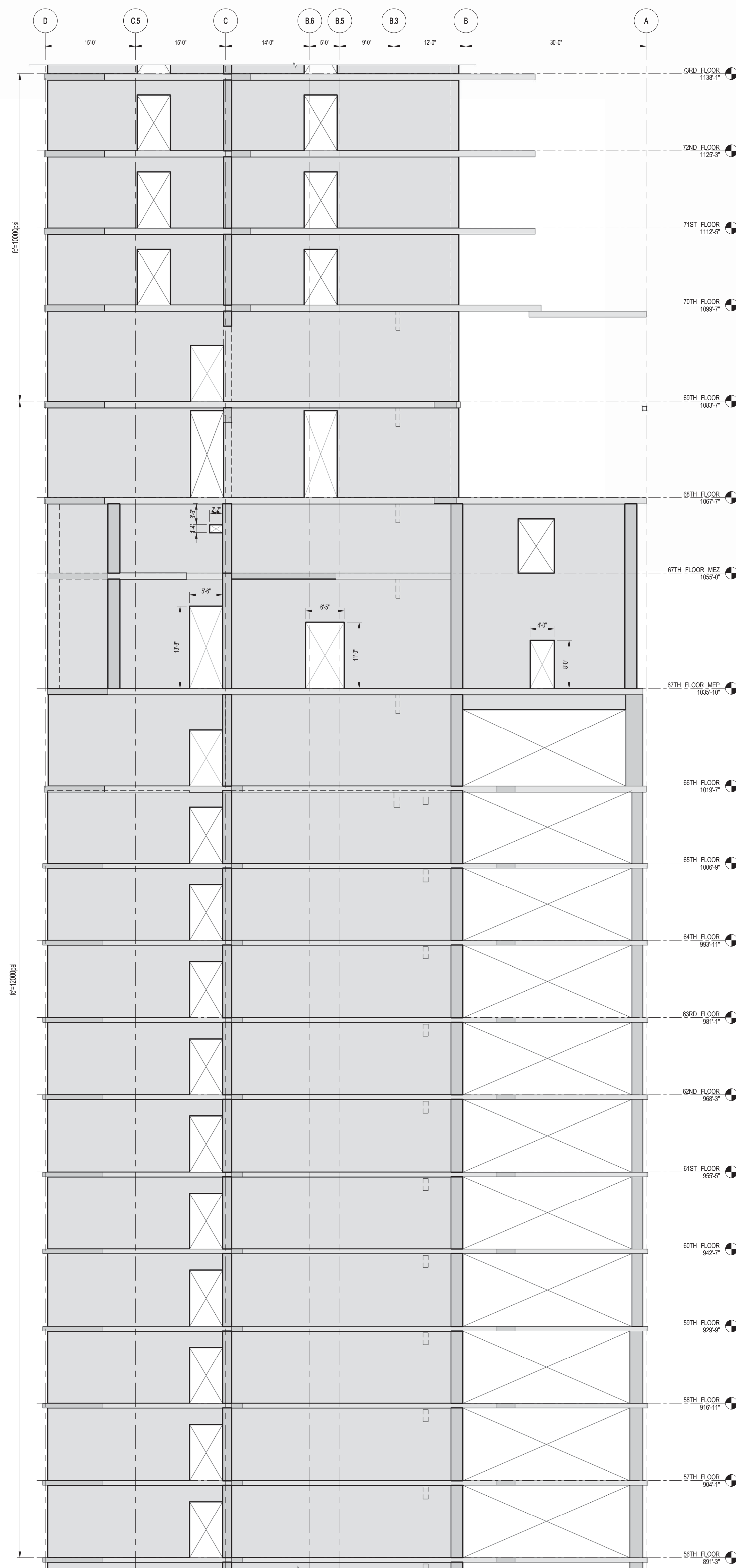
1 SHEARWALL EL. ALONG GL 4
S-454 SCALE: 1/8" = 1'-0"



2 SHEARWALL EL. ALONG GL 4
S-454 SCALE: 1/8" = 1'-0"

NOTES:
1. FOR NOTES SEE DRAWING S-450





NOTES:
1. FOR NOTES SEE DRAWING S-450.

DEPT OF BLDGS & FIRE
JOB NUMBER
JOB NAME
JOB DATE

KEY PLAN
PROJECT #101
WEST 57TH ST
WEST 58TH ST
WEST 59TH ST
WEST 60TH ST
WEST 61TH ST
WEST 62TH ST
WEST 63TH ST
WEST 64TH ST
WEST 65TH ST
WEST 66TH ST
WEST 67TH ST
WEST 68TH ST
WEST 69TH ST
WEST 70TH ST
WEST 71TH ST
WEST 72TH ST
WEST 73TH ST
WEST 74TH ST
WEST 75TH ST
WEST 76TH ST
WEST 77TH ST
WEST 78TH ST
WEST 79TH ST
WEST 80TH ST
WEST 81TH ST
WEST 82TH ST
WEST 83TH ST
WEST 84TH ST
WEST 85TH ST
WEST 86TH ST
WEST 87TH ST
WEST 88TH ST
WEST 89TH ST
WEST 90TH ST
WEST 91TH ST
WEST 92TH ST
WEST 93TH ST
WEST 94TH ST
WEST 95TH ST
WEST 96TH ST
WEST 97TH ST
WEST 98TH ST
WEST 99TH ST
WEST 100TH ST

PROJECT NORTH
TRUE NORTH

DEVELOPER:
EXTELL DEVELOPMENT COMPANY
805 THIRD AVENUE, 7TH FLOOR
NEW YORK, NY 10022 USA
TEL: 212 712 6000 FAX: 212 712 6100

DESIGN ARCHITECT:
ADRIAN SMITH + GORDON GILL ARCHITECTURE
111 WEST MONROE STREET SUITE 2300
CHICAGO, IL 60603
TEL: 312 920 1888 FAX: 312 920 1775

INTERIOR DESIGNER:
Rottet Architecture and Design Studio, PLLC
208 Fifth Ave, 7th Floor
New York, NY 10001
TEL: 646 989 7000 FAX:

ARCHITECT OF RECORD: Base Building Shell, Core, & Residential
AJA ARCHITECTS, P.C.
401 Wellington St. W., 3rd Floor
Toronto, ON M5V 1E7 Canada
TEL: 416 967 1500 FAX: 416 967 7150

STRUCTURAL ENGINEERS:
WSP
228 EAST 45th Street
New York, NY 10017 USA
TEL: 212 697 9855 FAX: 646 487 5501

MEP ENGINEERS:
AKF GROUP
1501 Broadway
New York, NY 10036 USA
TEL: 212 354 5656 FAX: 212 354 5668

GEOTECHNICAL ENGINEERS:
Langan Engineering & Environmental Services
21 Penn Plaza - 360 West 31st Street, 8th Floor
New York, NY 10001-2722
TEL: 212 479 5400 FAX: 212 479 5444

CODE CONSULTANTS:
Construction Consulting Associates
100 Church Street
New York, NY 10007
TEL: 212 385 1515 FAX: 212 385 1911

CURTAINWALL CONSULTANT:
AJLP Consulting
40 Worth Street, Suite 826
New York, NY 10013
TEL: 212 757 6659 FAX: 646 219 8508

LANDMARK/PRESERVATION CONSULTANT:
Jan Hird Pokorny Associates, Inc.
39 West 37th Street, 12A
New York, NY 10018
TEL: 212 759 6452 FAX: 212 759 6540

No.	DESCRIPTION	DATE
1	CD PROGRESS ISSUE 1	10-15-2014
2	ISSUED FOR CONSTRUCTION UP TO 7TH FLOOR ONLY	11-14-2014
3	DOB SUBMISSION	12-19-2014

DOB SUBMISSION

Discrepancies must be reported immediately to the Architect before proceeding. Only figured dimensions are to be used. Contractors must check all dimensions on site. This drawing is protected by copyright.

ALL DIMENSIONS ARE SHOWN IN IMPERIAL.

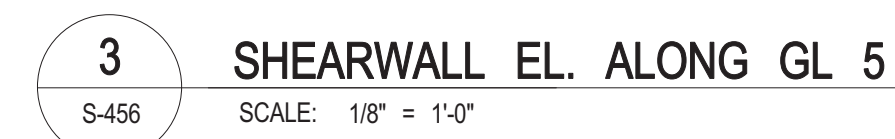
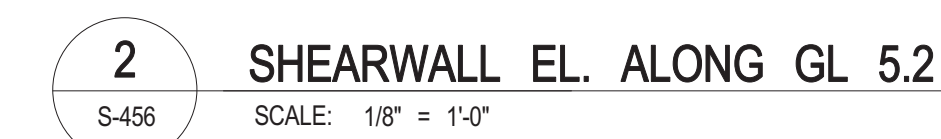
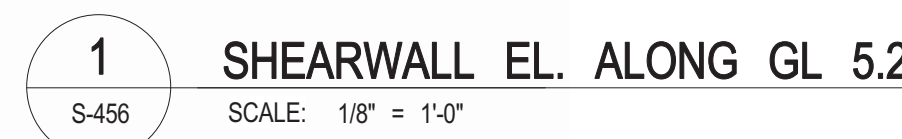
CONSULTANT:
WSP
228 East 45th Street
New York, NY 10017
(212) 697-9855
www.wsgroup.com/usa

PROJECT:
217 WEST 57TH STREET
NEW YORK, NY

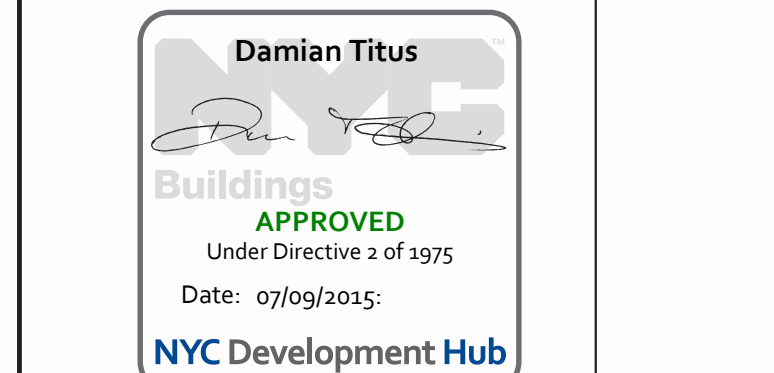
DRAWING TITLE:
SHEARWALL ELEVATIONS ALONG GRIDLINE 4 (3 OF 3)

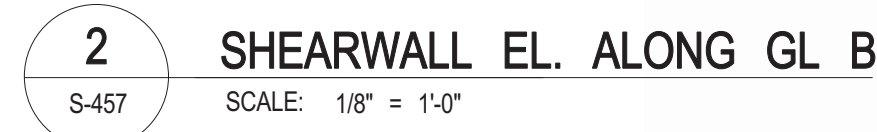
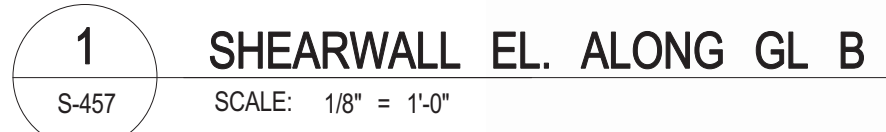
SEAL & SIGNATURE:
PROJECT NO: 2012185
DATE: XX-XX-XX
DRAWN: CADOD
CHK: YE
SCALE: 1/8" = 1'-0"
DWG No: **S-455.00**
DOB PAGE No: 81 OF 118
DOB EMPLOYEE STAMP: **Damian Titus**
DOB 5-SCAN:

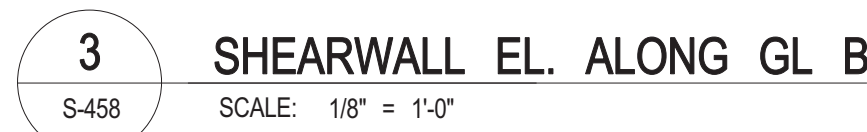
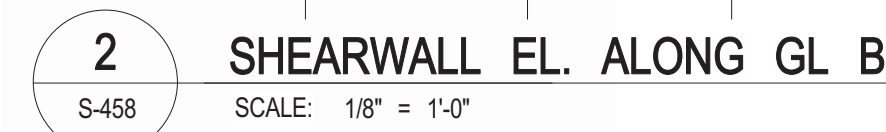
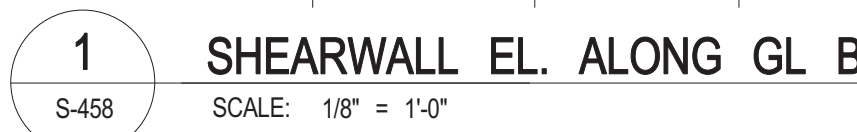
APPROVED
Under Directive 2 of 1975
Date: 07/09/2015
NYC Development Hub



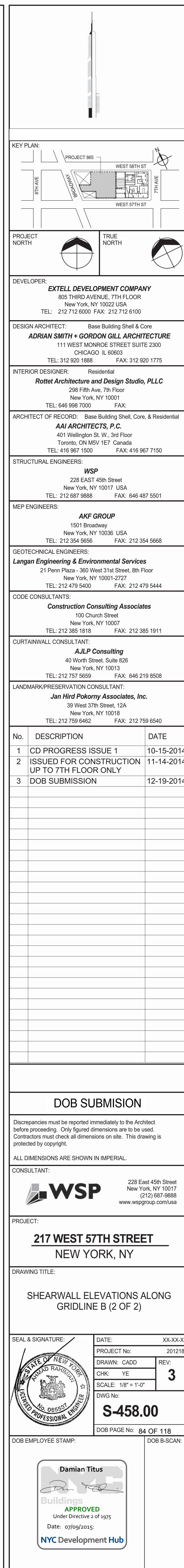
NOTES:
1. FOR NOTES SEE DRAWING S-450

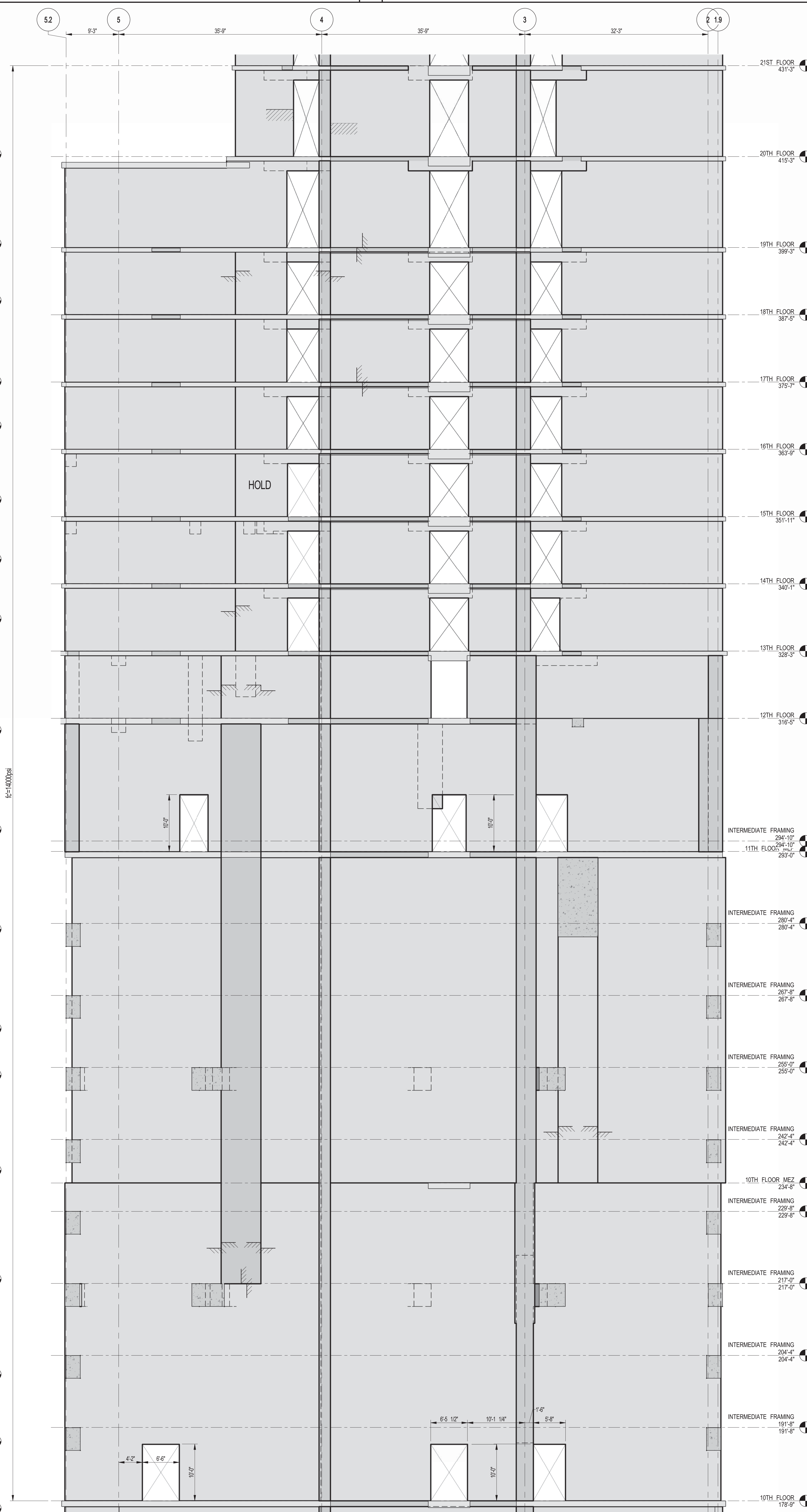
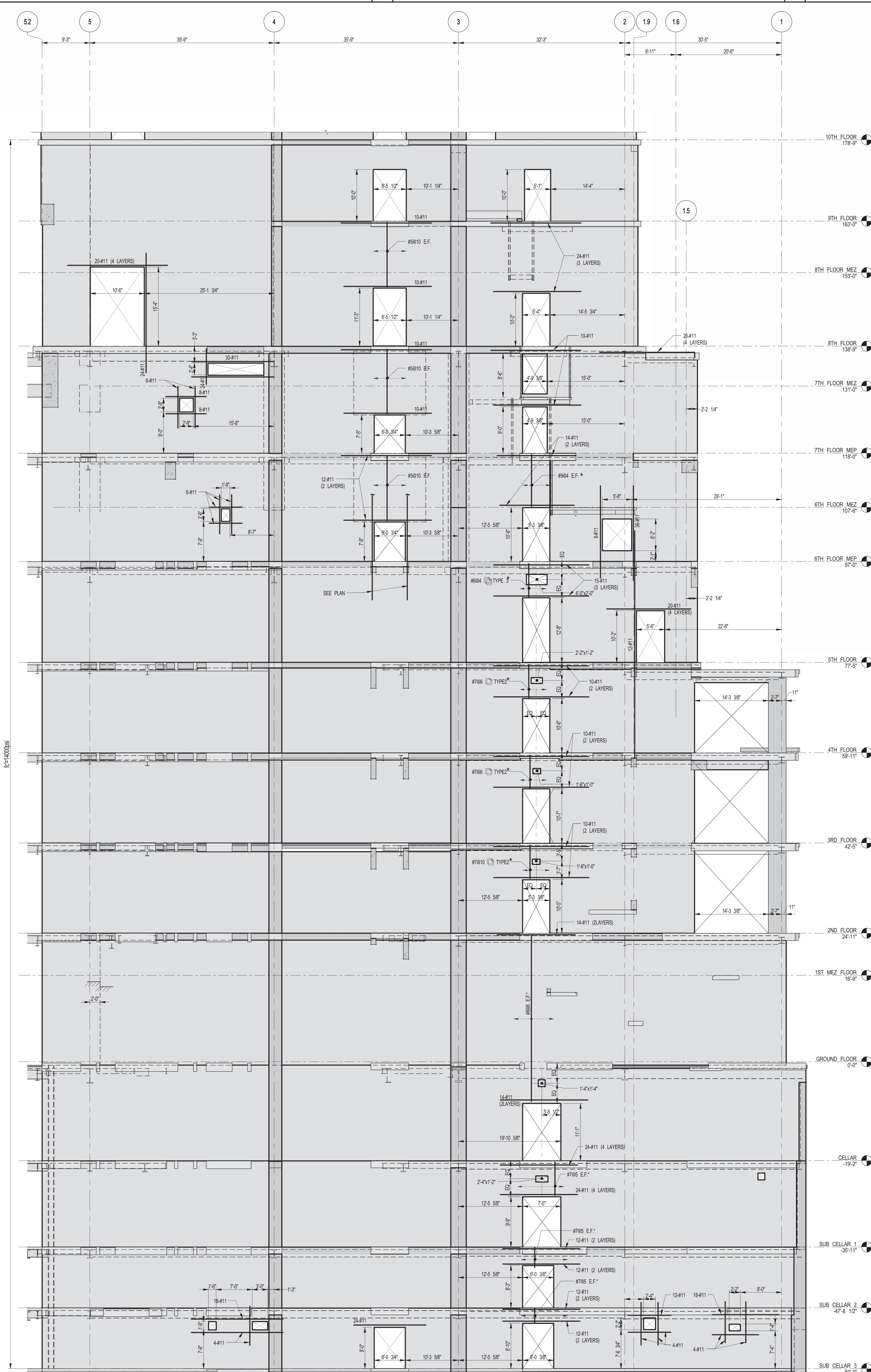


[illegible]



NOTES:
1. FOR NOTES SEE DRAWING S-450





DEPT OF BUILDINGS

PROJECT NO. 217 WEST 57TH STREET

PROJECT NORTH

DEVELOPER: EXTELL DEVELOPMENT COMPANY
 805 THIRD AVENUE, 7TH FLOOR
 NEW YORK, NY 10022 USA
 TEL: 212 712 6000 FAX: 212 712 6100

DESIGN ARCHITECT: Base Building Shell & Core
 ADRIAN SMITH + GORDON GILL ARCHITECTURE
 111 WEST MONROE STREET SUITE 2300
 CHICAGO, IL 60603
 TEL: 312 920 1888 FAX: 312 920 1775

INTERIOR DESIGNER: Residential
 Rottet Architecture and Design Studio, PLLC
 288 Fifth Ave, 7th Floor
 New York, NY 10017
 TEL: 646 989 7000 FAX: 646 989 7000

ARCHITECT OF RECORD: Base Building Shell, Core, & Residential
 AIA ARCHITECTS, P.C.
 401 Westchester St., 3rd Floor
 Toronto, ON M5V 1E7 Canada
 TEL: 416 967 1500 FAX: 416 967 1150

STRUCTURAL ENGINEERS: WSP
 228 East 45th Street
 New York, NY 10017 USA
 TEL: 212 697 8885 FAX: 646 487 5501

MEP ENGINEERS: AKF GROUP
 1501 Broadway
 New York, NY 10036 USA
 TEL: 212 354 5656 FAX: 212 354 5668

GEOTECHNICAL ENGINEERS: Langan Engineering & Environmental Services
 21 Penn Plaza - 360 West 31st Street, 8th Floor
 New York, NY 10001-2727
 TEL: 212 479 5400 FAX: 212 479 5444

CODE CONSULTANTS: Construction Consulting Associates
 100 Church Street
 New York, NY 10007
 TEL: 212 385 5181 FAX: 212 385 1911

CURTAINWALL CONSULTANT: A.J.P. Consulting
 40 Worth Street, Suite 826
 New York, NY 10013
 TEL: 212 757 6659 FAX: 646 219 8508

LANDMARK/PRESERVATION CONSULTANT: Jan Hird Pokorny Associates, Inc.
 39 West 37th Street, 12A
 New York, NY 10018
 TEL: 212 759 6452 FAX: 212 759 6540

No.	DESCRIPTION	DATE
1	CD PROGRESS ISSUE 1	10-15-2014
2	ISSUED FOR CONSTRUCTION UP TO GROUND FLOOR ONLY	10-17-2014
3	ISSUED FOR CONSTRUCTION UP TO 5TH FLOOR ONLY	11-07-2014
4	ISSUED FOR CONSTRUCTION UP TO 7TH FLOOR ONLY	11-14-2014
5	DOB SUBMISSION	12-19-2014

DOB SUBMISSION

Discrepancies must be reported immediately to the Architect before proceeding. Only figured dimensions are to be used. Contractors must check all dimensions on site. This drawing is protected by copyright.

ALL DIMENSIONS ARE SHOWN IN IMPERIAL.

CONSULTANT: WSP
 228 East 45th Street
 New York, NY 10017
 (212) 697-8885
 www.wspgroup.com/usa

PROJECT: 217 WEST 57TH STREET
 NEW YORK, NY

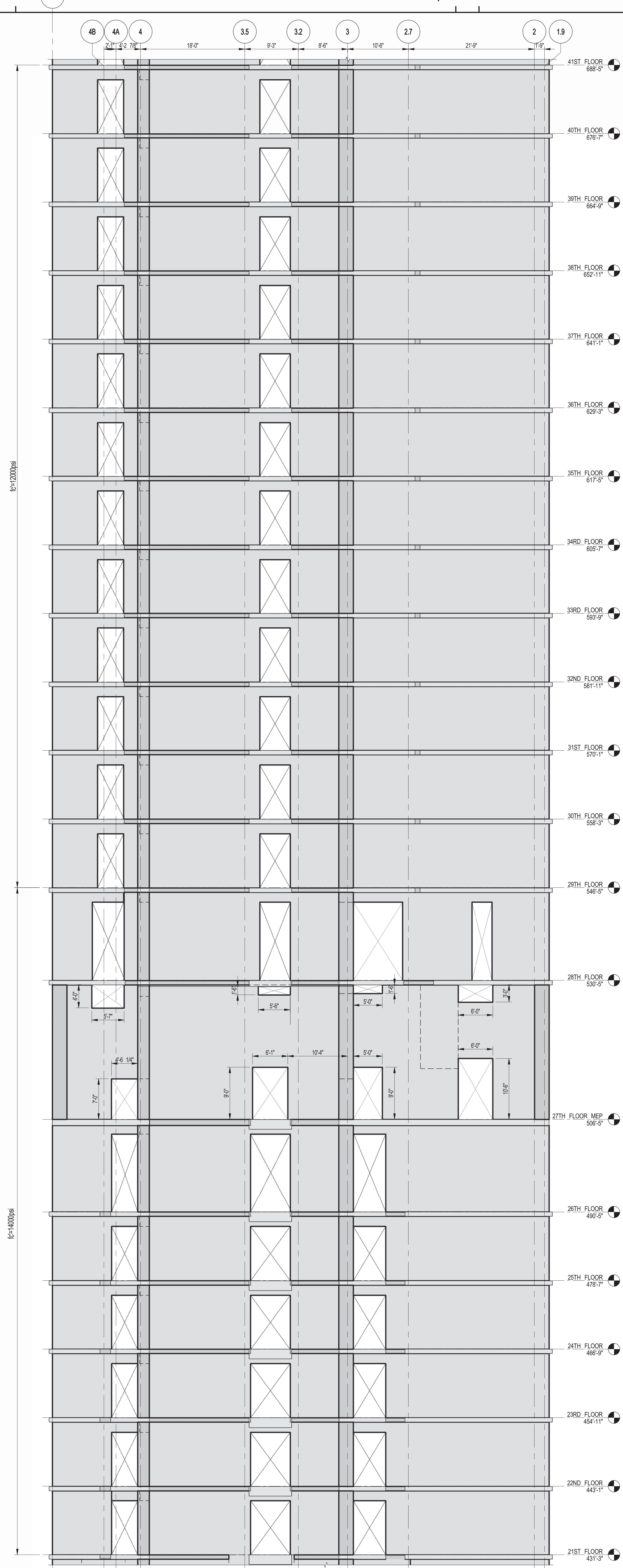
DRAWING TITLE: SHEARWALL ELEVATIONS ALONG GRIDLINE C (1 OF 3)

DATE:	10-15-2014
PROJECT No:	2012185
DRAWN: CAD	REV: 5
CHK: YE	
SCALE: 1/8" = 1'-0"	
DWG No:	S-459.00
DOB PAGE No:	85 OF 118
DOB EMPLOYEE STAMP:	DOB 5-SCAN:

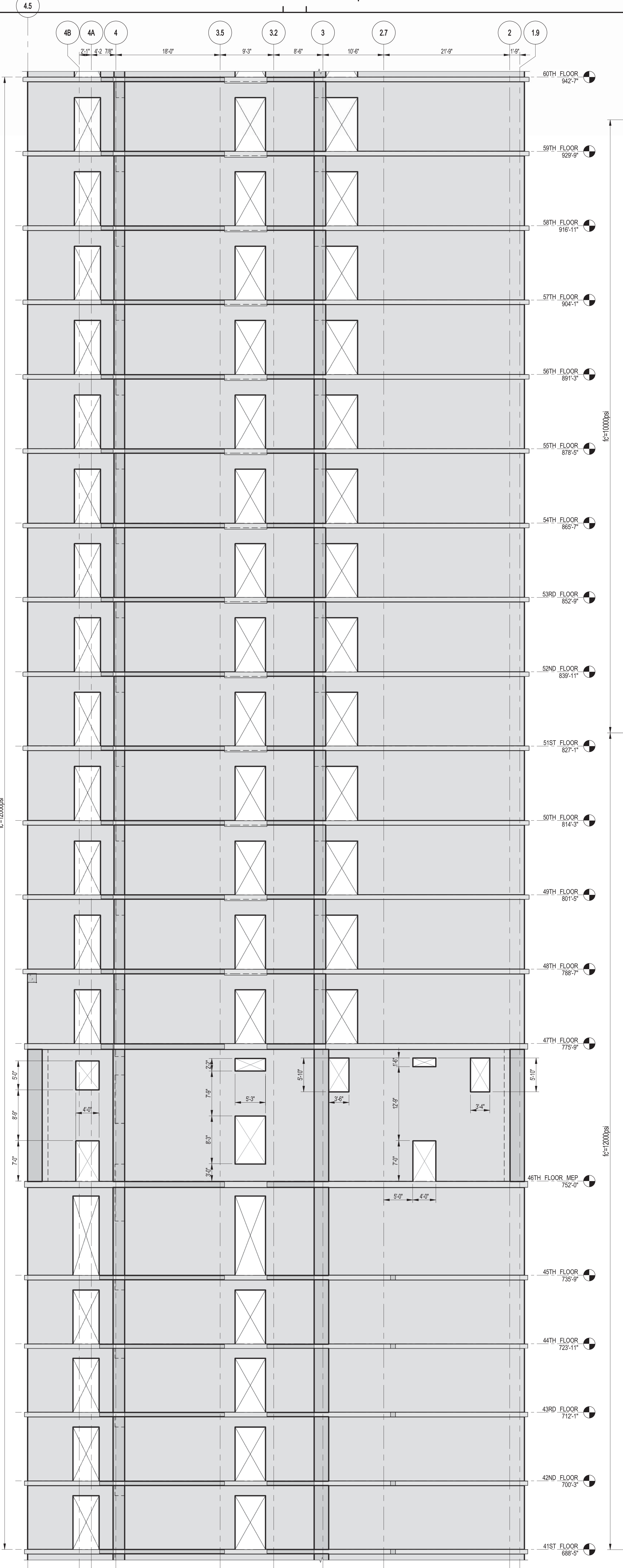
Seal of the City of New York
 OFFICE OF THE DEPUTY COMMISSIONER
 DEPARTMENT OF BUILDINGS
 PROFESSIONAL ENGINEER

Damian Titus
 Buildings
 APPROVED
 Under Directive 2 of 1975
 Date: 07/09/2015
 NYC Development Hub

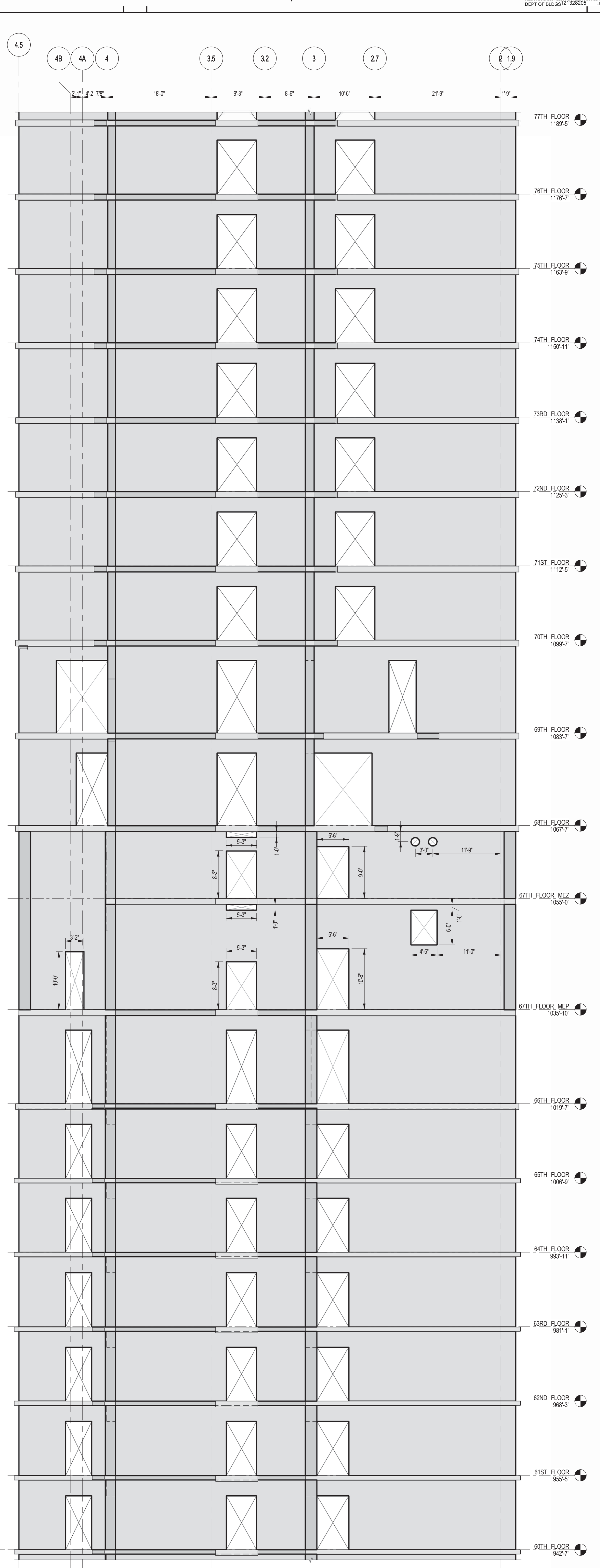
NOTES:
 1. FOR NOTES SEE DRAWING S-450.



1 SHEARWALL EL. ALONG GL C
SCALE: 1/8" = 1'-0"

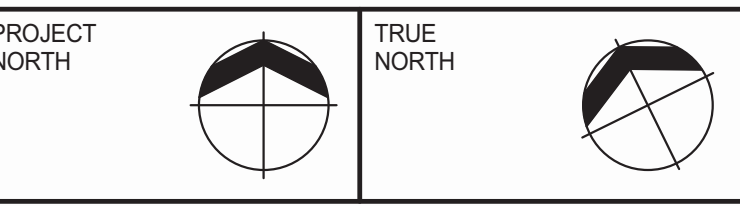
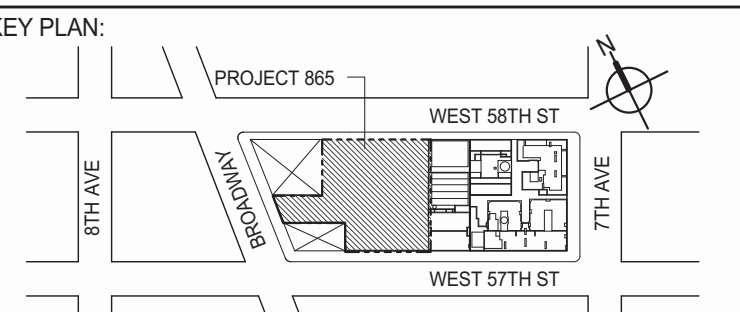


2 SHEARWALL EL. ALONG GL C
SCALE: 1/8" = 1'-0"



3 SHEARWALL EL. ALONG GL C
SCALE: 1/8" = 1'-0"

NOTES:
1. FOR NOTES SEE DRAWING S-450.



DEVELOPER: **EXTELL DEVELOPMENT COMPANY**
805 THIRD AVENUE, 7TH FLOOR
NEW YORK, NY 10022 USA
TEL: 212 712 6000 FAX: 212 712 6100

DESIGN ARCHITECT: **Base Building Shell & Core**
ADRIAN SMITH + GORDON GILL ARCHITECTURE
111 WEST MONROE STREET SUITE 2300
CHICAGO, IL 60603
TEL: 312 920 1888 FAX: 312 920 1775

INTERIOR DESIGNER: **Residential**
Rottet Architecture and Design Studio, PLLC
288 Fifth Ave., 7th Floor
New York, NY 10001
TEL: 646 988 7000 FAX:

ARCHITECT OF RECORD: **Base Building Shell, Core, & Residential**
AJA ARCHITECTS, P.C.
401 Wellington St. W., 3rd Floor
Toronto, ON M5V 1E7 Canada
TEL: 416 967 1500 FAX: 416 967 7150

STRUCTURAL ENGINEERS: **WSP**
228 EAST 45th STREET
New York, NY 10017 USA
TEL: 212 687 8885 FAX: 646 487 5501

MEP ENGINEERS: **AKF GROUP**
1501 Broadway
New York, NY 10036 USA
TEL: 212 354 5656 FAX: 212 354 5668

GEOTECHNICAL ENGINEERS: **Langan Engineering & Environmental Services**
21 Penn Plaza - 360 West 31st Street, 8th Floor
New York, NY 10001-2727
TEL: 212 479 5400 FAX: 212 479 5444

CODE CONSULTANTS: **Construction Consulting Associates**
100 Church Street
New York, NY 10007
TEL: 212 385 6181 FAX: 212 385 1911

CURTAINWALL CONSULTANT: **AJLP Consulting**
40 Worth Street, Suite 826
New York, NY 10013
TEL: 212 757 6659 FAX: 646 219 8508

LANDMARK/PRESERVATION CONSULTANT: **Jan Hird Pokorny Associates, Inc.**
39 West 57th Street, 12A
New York, NY 10019
TEL: 212 759 6452 FAX: 212 759 6540

No.	DESCRIPTION	DATE
1	CD PROGRESS ISSUE 1	10-15-2014
2	ISSUED FOR CONSTRUCTION UP TO 7TH FLOOR ONLY	11-14-2014
3	DOB SUBMISSION	12-19-2014

DOB SUBMISSION

Discrepancies must be reported immediately to the Architect before proceeding. Only figured dimensions are to be used. Contractors must check all dimensions on site. This drawing is protected by copyright.

ALL DIMENSIONS ARE SHOWN IN IMPERIAL.

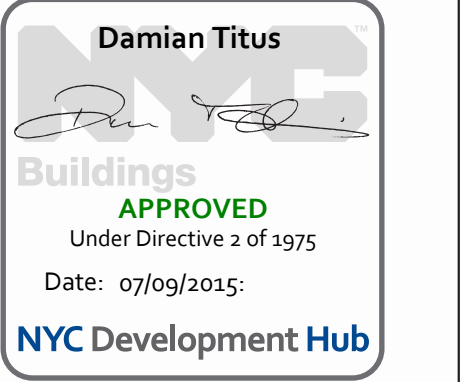
CONSULTANT: **WSP**
228 East 45th Street
New York, NY 10017
(212) 687-8885
www.wsgroup.com/usa

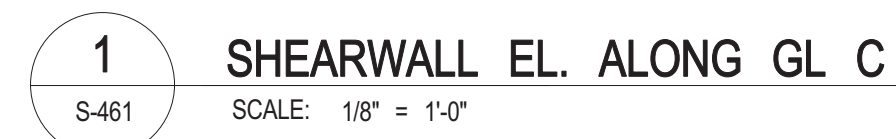
PROJECT: **217 WEST 57TH STREET
NEW YORK, NY**

DRAWING TITLE: **SHEARWALL ELEVATIONS ALONG
GRIDLINE C (2 OF 3)**

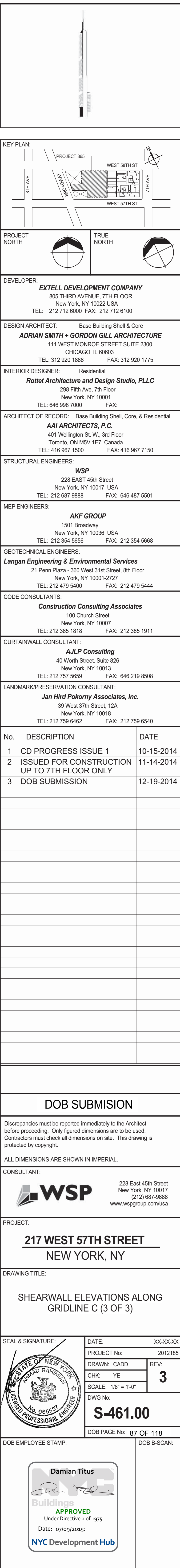
SEAL & SIGNATURE:	DATE: XX-XX-XX	
	PROJECT No: 2012185	
	DRAWN: CADDO	REV: 3
	CHK: YE	SCALE: 1/8" = 1'-0"
	DWG No: S-460.00	

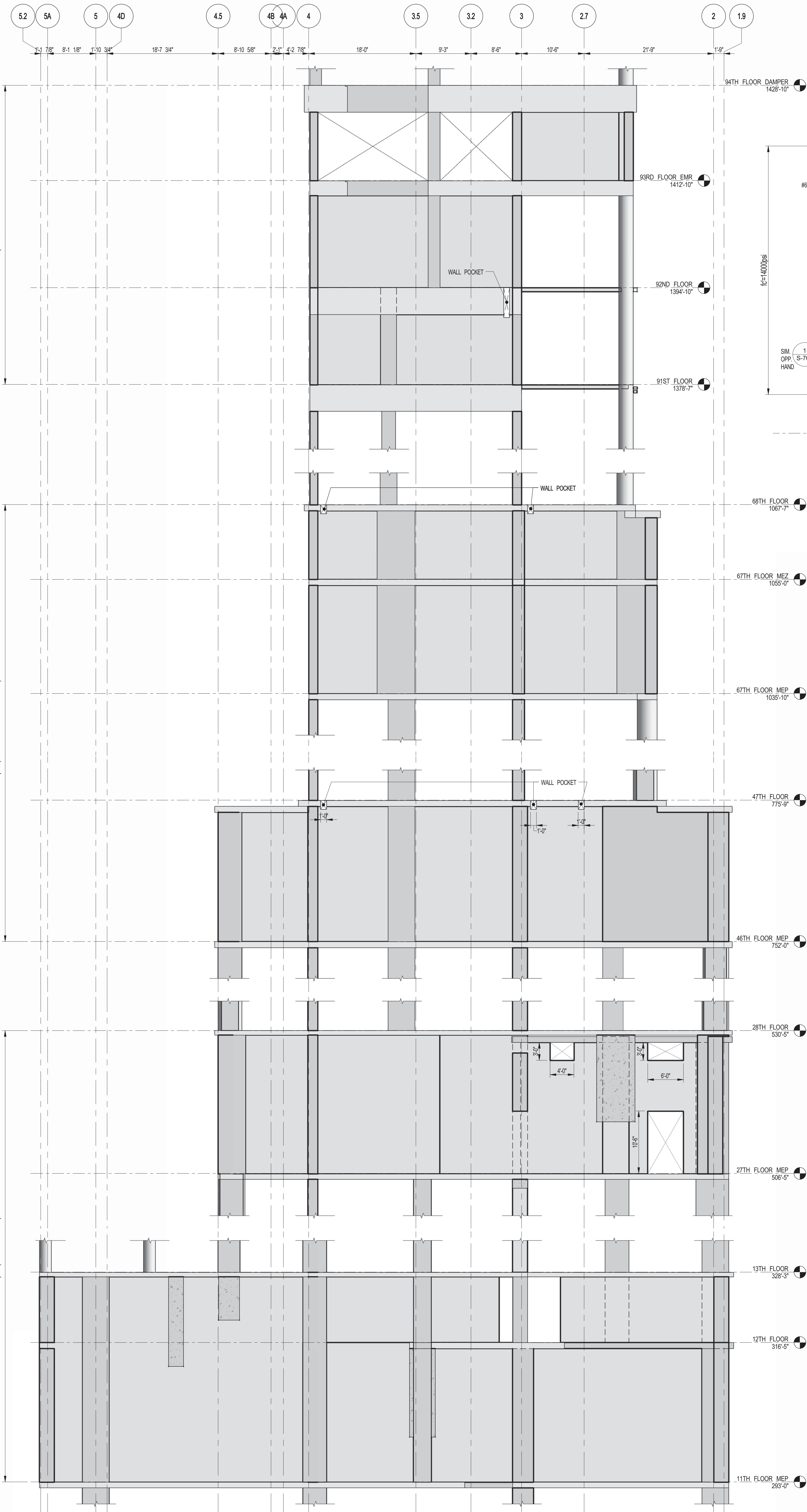
DOB EMPLOYEE STAMP: DOB PAGE No: 88 OF 118 DCB S-SCAN:



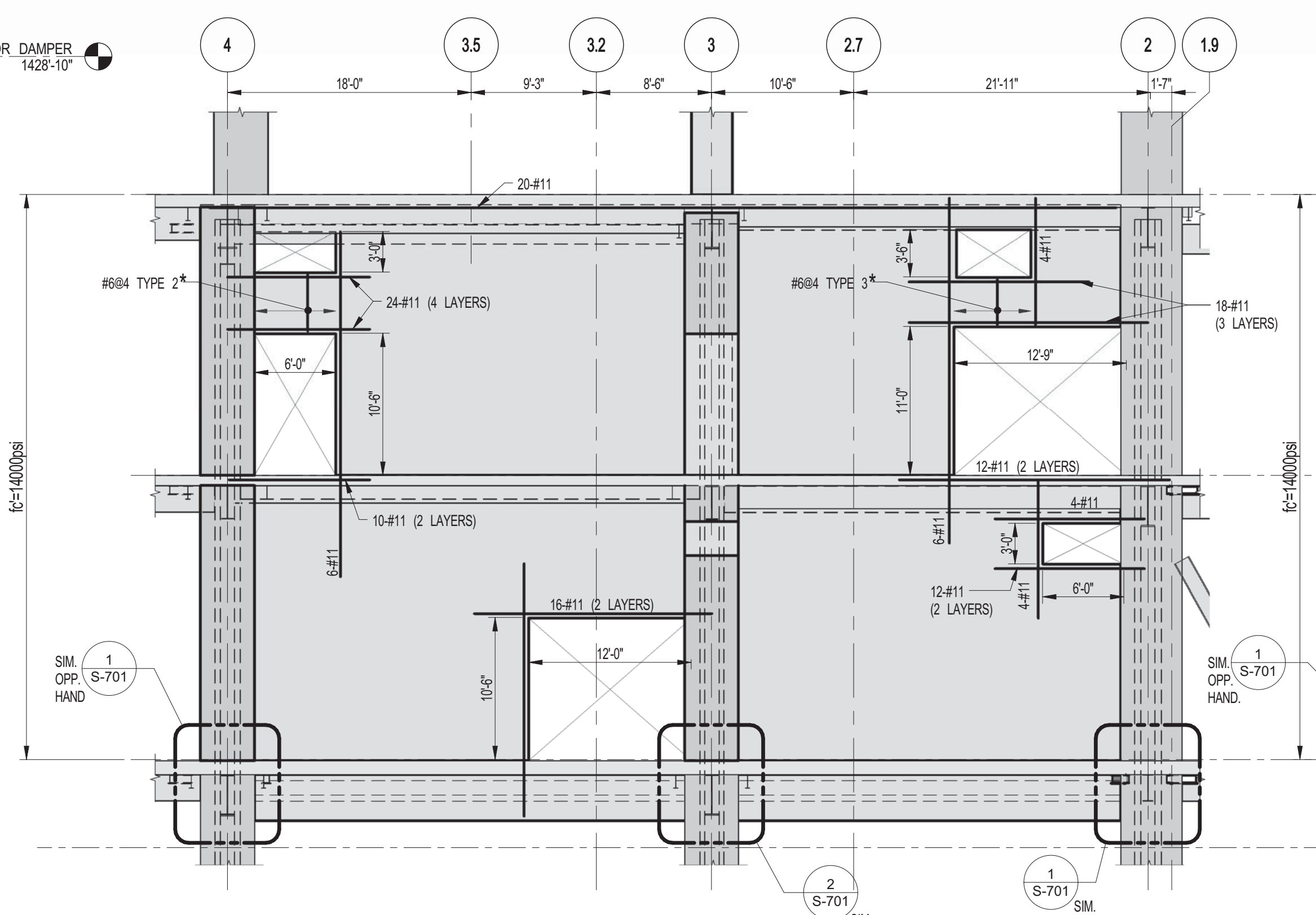


NOTES:
1. FOR NOTES SEE DRAWING S-41

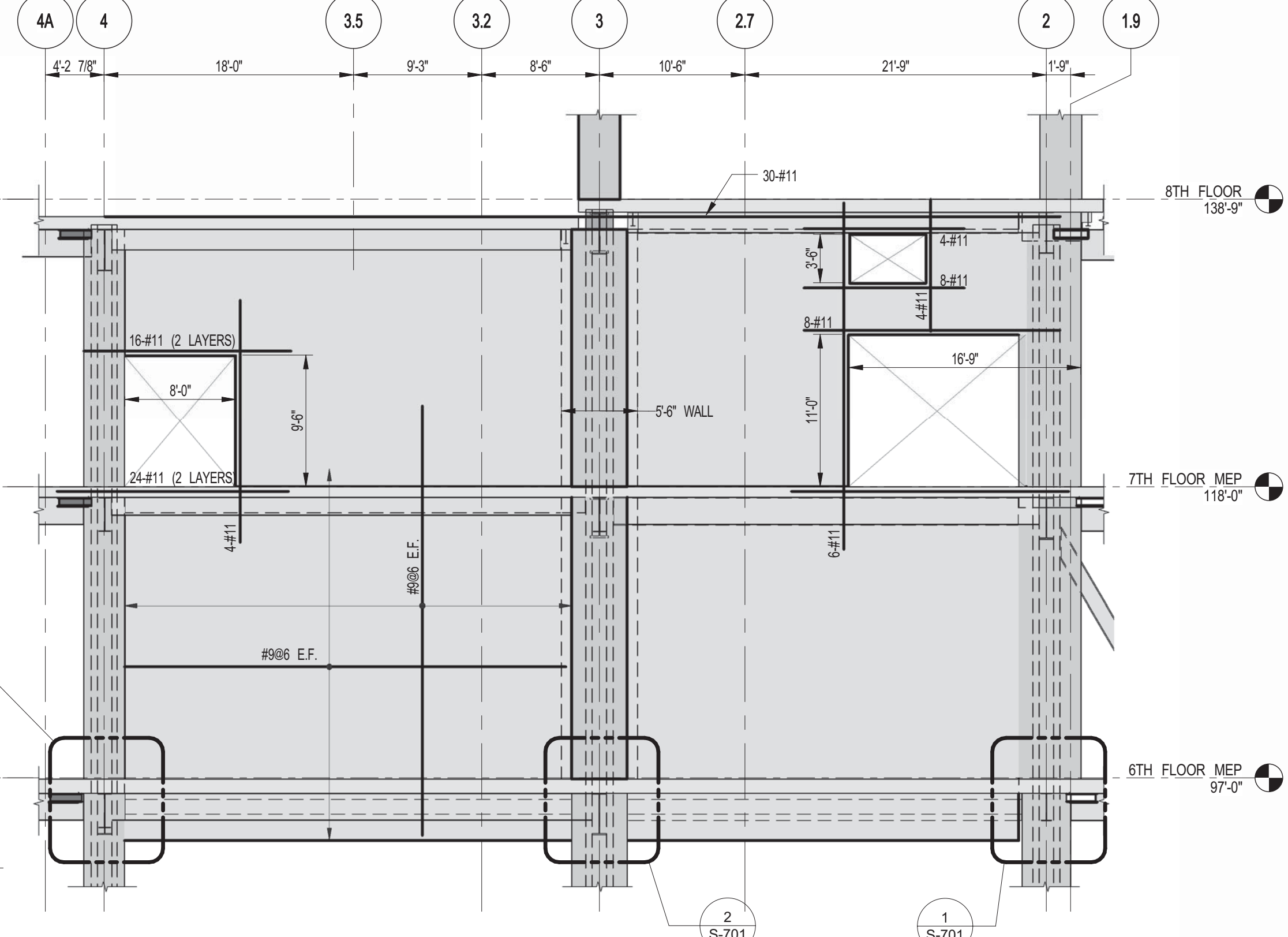




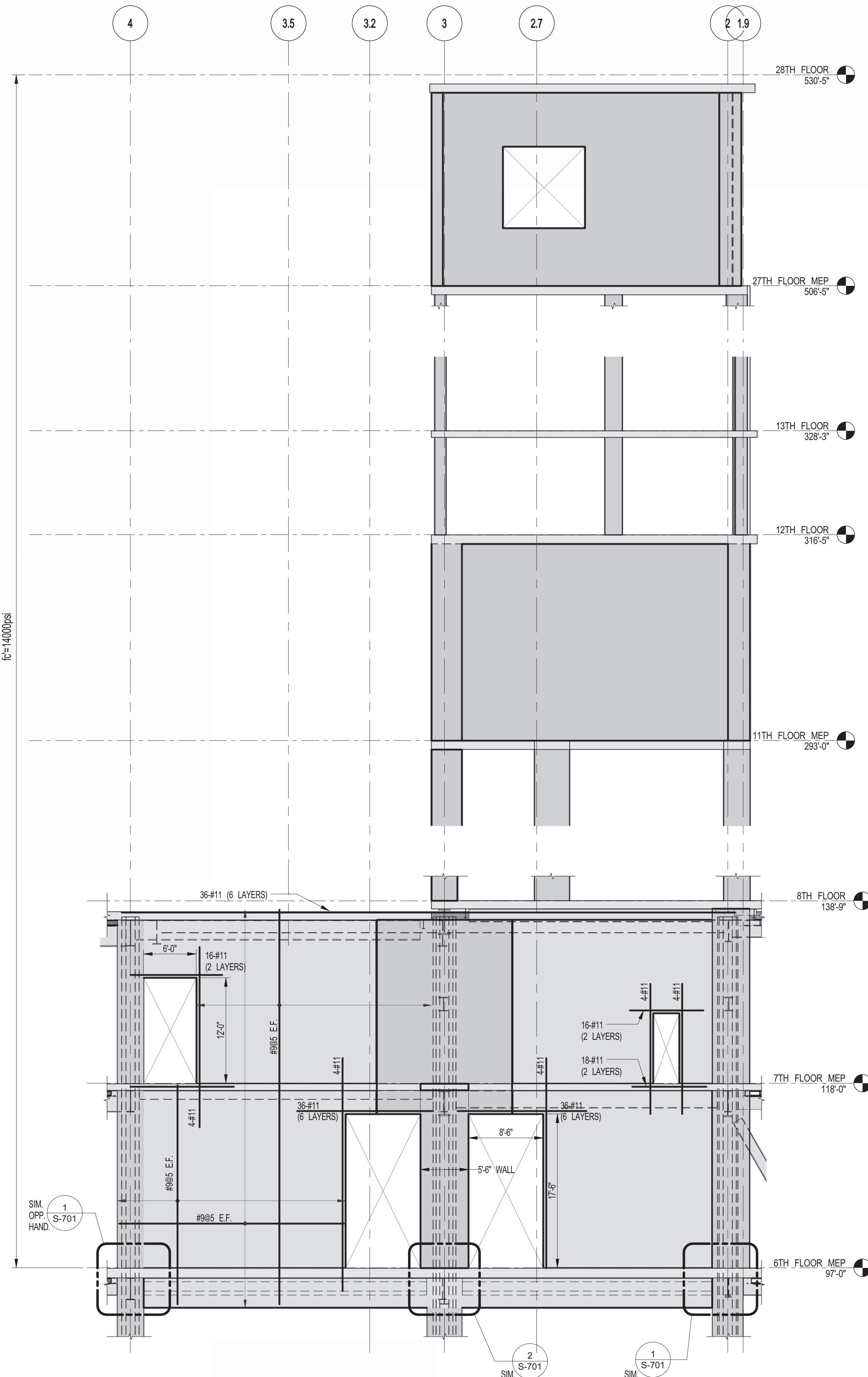
1 SHEARWALL EL. ALONG GL D
 S-462 SCALE: 1/8" = 1'-0"



2 SHEARWALL EL. ALONG GL D
 S-462 SCALE: 1/8" = 1'-0"



3 SHEARWALL EL. ALONG GL E
 S-462 SCALE: 1/8" = 1'-0"



4 SHEARWALL EL. ALONG GL F
 S-462 SCALE: 1/8" = 1'-0"

NOTES
 1. FOR NOTES SEE DRAWING S-450.

DEPT OF BUILDINGS

Job Number: ES46488339

Job Name: 217 WEST 57TH STREET

KEY PLAN

PROJECT: 217 WEST 57TH STREET

TRUE NORTH

DEVELOPER: **EXTELL DEVELOPMENT COMPANY**
 805 THIRD AVENUE, 7TH FLOOR
 NEW YORK, NY 10022 USA
 TEL: 212 712 6000 FAX: 212 712 6100

DESIGN ARCHITECT: **Base Building Shell & Core**
ADRIAN SMITH + GORDON GILL ARCHITECTURE
 111 WEST MONROE STREET SUITE 2300
 CHICAGO, IL 60603
 TEL: 312 920 1888 FAX: 312 920 1775

INTERIOR DESIGNER: **Residential**
Rottet Architecture and Design Studio, PLLC
 298 Fifth Ave., 7th Floor
 New York, NY 10017
 TEL: 646 989 7000 FAX:

ARCHITECT OF RECORD: **Base Building Shell, Core, & Residential**
AJA ARCHITECTS, P.C.
 401 Westchester St., 3rd Floor
 Toronto, ON M5V 1E7 Canada
 TEL: 416 967 1500 FAX: 416 967 7150

STRUCTURAL ENGINEERS: **WSP**
 228 EAST 45th Street
 New York, NY 10017 USA
 TEL: 212 697 8885 FAX: 646 487 5501

MEP ENGINEERS: **AKF GROUP**
 1501 Broadway
 New York, NY 10036 USA
 TEL: 212 354 5656 FAX: 212 354 5668

GEOTECHNICAL ENGINEERS: **Langan Engineering & Environmental Services**
 21 Penn Plaza - 360 West 57th Street, 8th Floor
 New York, NY 10019-2722
 TEL: 212 479 5400 FAX: 212 479 5444

CODE CONSULTANTS: **Construction Consulting Associates**
 100 Church Street
 New York, NY 10007
 TEL: 212 385 1818 FAX: 212 385 1911

CURTAINWALL CONSULTANT: **AJLP Consulting**
 40 Worth Street, Suite 826
 New York, NY 10013
 TEL: 212 757 6659 FAX: 646 219 8508

LANDMARK/PRESERVATION CONSULTANT: **Jan Hird Pokorny Associates, Inc.**
 39 West 57th Street, 12A
 New York, NY 10019
 TEL: 212 759 6462 FAX: 212 759 6540

No.	DESCRIPTION	DATE
1	CD PROGRESS ISSUE 1	10-15-2014
2	ISSUED FOR CONSTRUCTION UP TO 7TH FLOOR ONLY	11-14-2014
3	DOB SUBMISSION	12-19-2014

DOB SUBMISSION

Discrepancies must be reported immediately to the Architect before proceeding. Only figured dimensions are to be used. Contractors must check all dimensions on site. This drawing is protected by copyright.

ALL DIMENSIONS ARE SHOWN IN IMPERIAL.

CONSULTANT: **WSP**
 228 East 45th Street
 New York, NY 10017
 (212) 697-8885
 www.wsgroup.com/usa

PROJECT: **217 WEST 57TH STREET**
 NEW YORK, NY

DRAWING TITLE: **SHEARWALL ELEVATIONS ALONG GRIDLINES D, E & F**

SEAL & SIGNATURE:

DATE: 10-15-2014

PROJECT No: 2012185

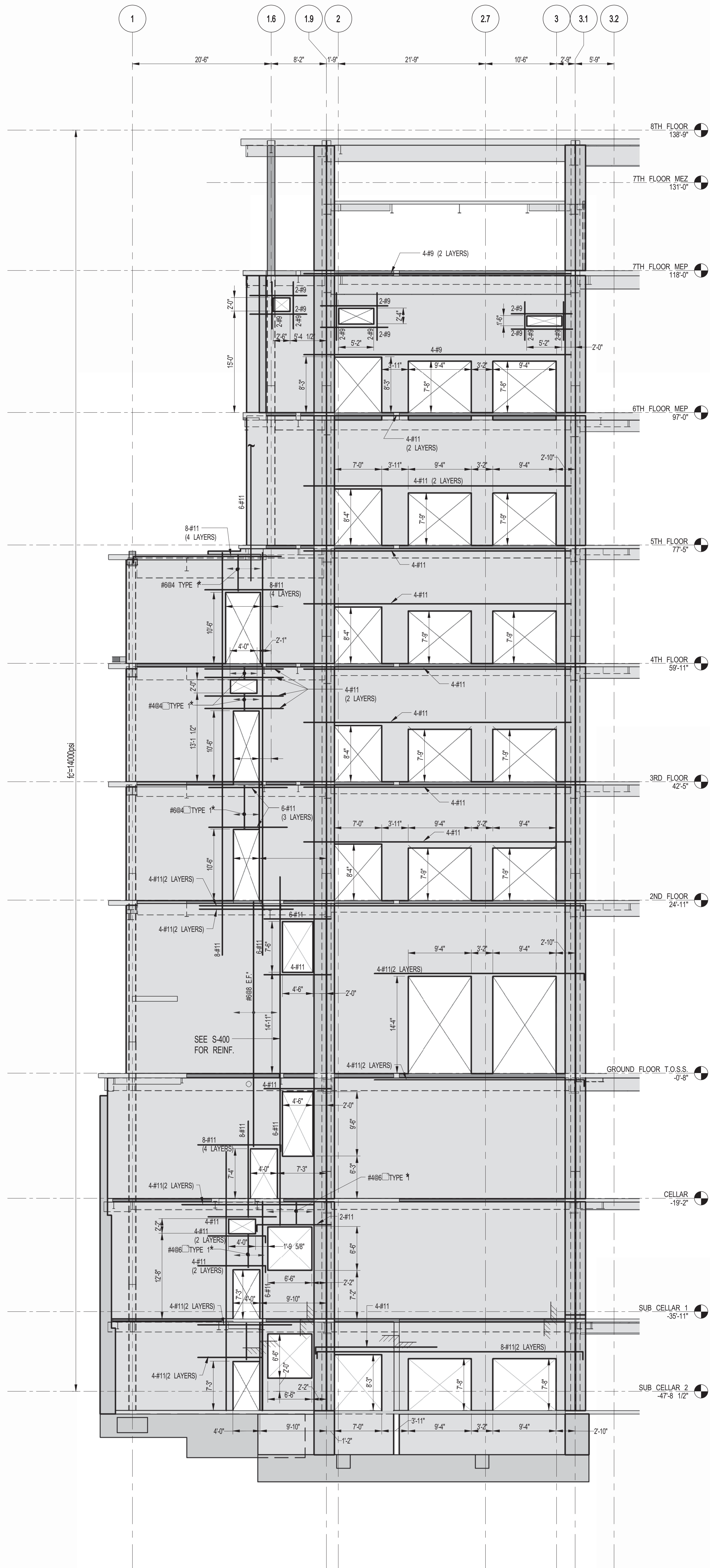
DRAWN: CADDO
 CHK: YE
 SCALE: 1/8" = 1'-0"
 DWG No: **S-462.00**

DOB PAGE No: 88 OF 118

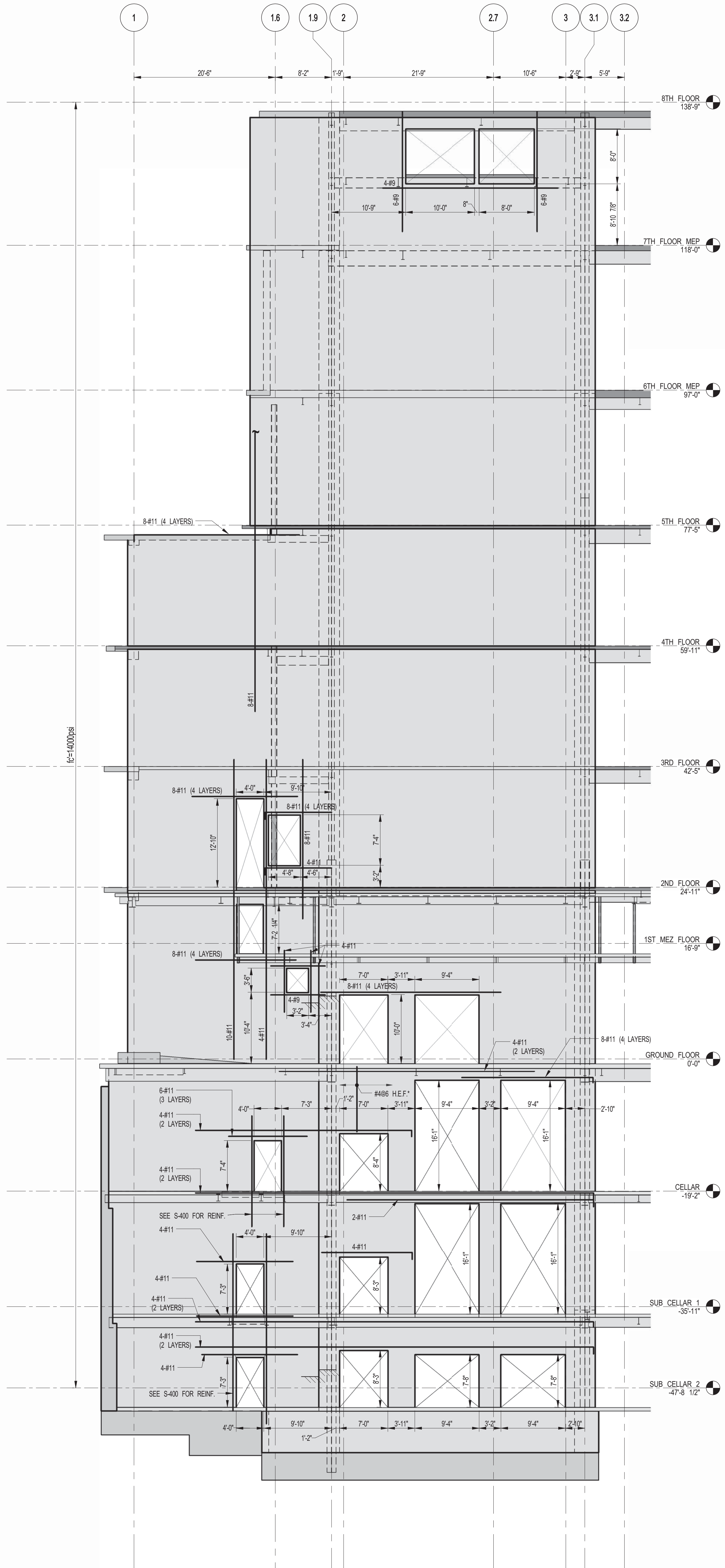
DOB EMPLOYEE STAMP:

DOB 5-SCAN:

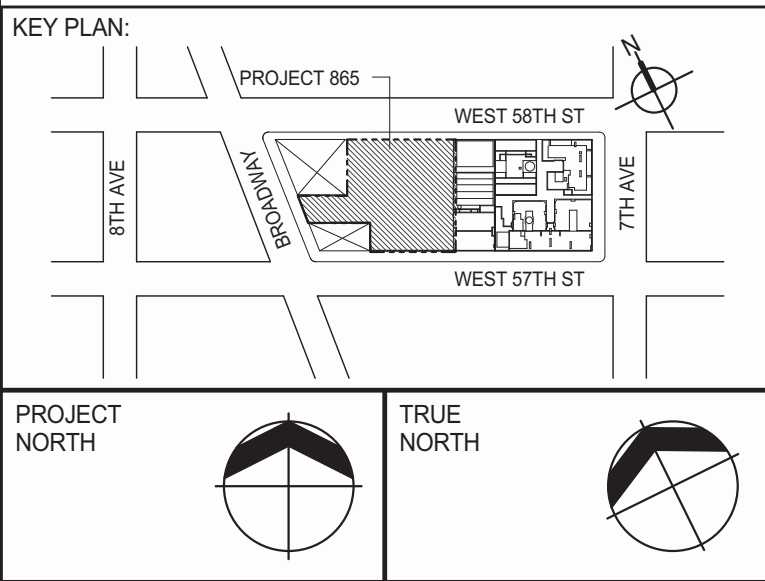
NOTES
 1. FOR NOTES SEE DRAWING S-450.



1 SHEARWALL ELEVATION ALONG GL G
S-463 SCALE: 1/8" = 1'-0"



2 SHEARWALL ELEVATION ALONG GL G.4
S-463 SCALE: 1/8" = 1'-0"



DEVELOPER: **EXTELL DEVELOPMENT COMPANY**
805 THIRD AVENUE, 7TH FLOOR
NEW YORK, NY 10022 USA
TEL: 212 712 6000 FAX: 212 712 6100

DESIGN ARCHITECT: **Base Building Shell & Core**
ADRIAN SMITH + GORDON GILL ARCHITECTURE
111 WEST MONROE STREET SUITE 2300
CHICAGO, IL 60603
TEL: 312 920 1888 FAX: 312 920 1775

INTERIOR DESIGNER: **Residential**
Rottet Architecture and Design Studio, PLLC
208 Fifth Ave, 7th Floor
New York, NY 10001
TEL: 646 989 7000 FAX:

ARCHITECT OF RECORD: **Base Building Shell, Core, & Residential**
AJA ARCHITECTS, P.C.
401 Wellington St. W., 3rd Floor
Toronto, ON M5V 1E7 Canada
TEL: 416 967 1500 FAX: 416 967 7150

STRUCTURAL ENGINEERS: **WSP**
228 EAST 45th Street
New York, NY 10017 USA
TEL: 212 687 8885 FAX: 646 487 5501

MEP ENGINEERS: **AKF GROUP**
1501 Broadway
New York, NY 10036 USA
TEL: 212 354 5656 FAX: 212 354 5668

GEOTECHNICAL ENGINEERS: **Langan Engineering & Environmental Services**
21 Penn Plaza - 360 West 31st Street, 8th Floor
New York, NY 10001-2722
TEL: 212 479 5400 FAX: 212 479 5444

CODE CONSULTANTS: **Construction Consulting Associates**
100 Church Street
New York, NY 10007
TEL: 212 385 1818 FAX: 212 385 1911

CURTAINWALL CONSULTANT: **AJLP Consulting**
40 Worth Street, Suite 826
New York, NY 10013
TEL: 212 757 6559 FAX: 646 219 8508

LANDMARK/PRESERVATION CONSULTANT: **Jan Hird Pokorny Associates, Inc.**
39 West 37th Street, 12A
New York, NY 10018
TEL: 212 759 6452 FAX: 212 759 6540

No.	DESCRIPTION	DATE
1	CD PROGRESS ISSUE 1	10-15-2014
2	ISSUED FOR CONSTRUCTION UP TO GROUND FLOOR ONLY	10-17-2014
3	ISSUED FOR CONSTRUCTION UP TO 5TH FLOOR ONLY	11-07-2014
4	ISSUED FOR CONSTRUCTION UP TO 7TH FLOOR ONLY	11-14-2014
5	DOB SUBMISSION	12-19-2014

DOB SUBMISSION

Discrepancies must be reported immediately to the Architect before proceeding. Only figured dimensions are to be used. Contractors must check all dimensions on site. This drawing is protected by copyright.

ALL DIMENSIONS ARE SHOWN IN IMPERIAL.

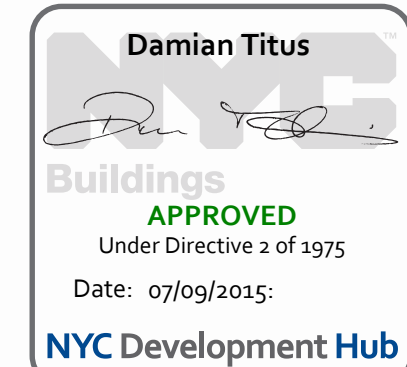
CONSULTANT: **WSP**
228 East 45th Street
New York, NY 10017
(212) 687-8885
www.wspgroup.com/usa

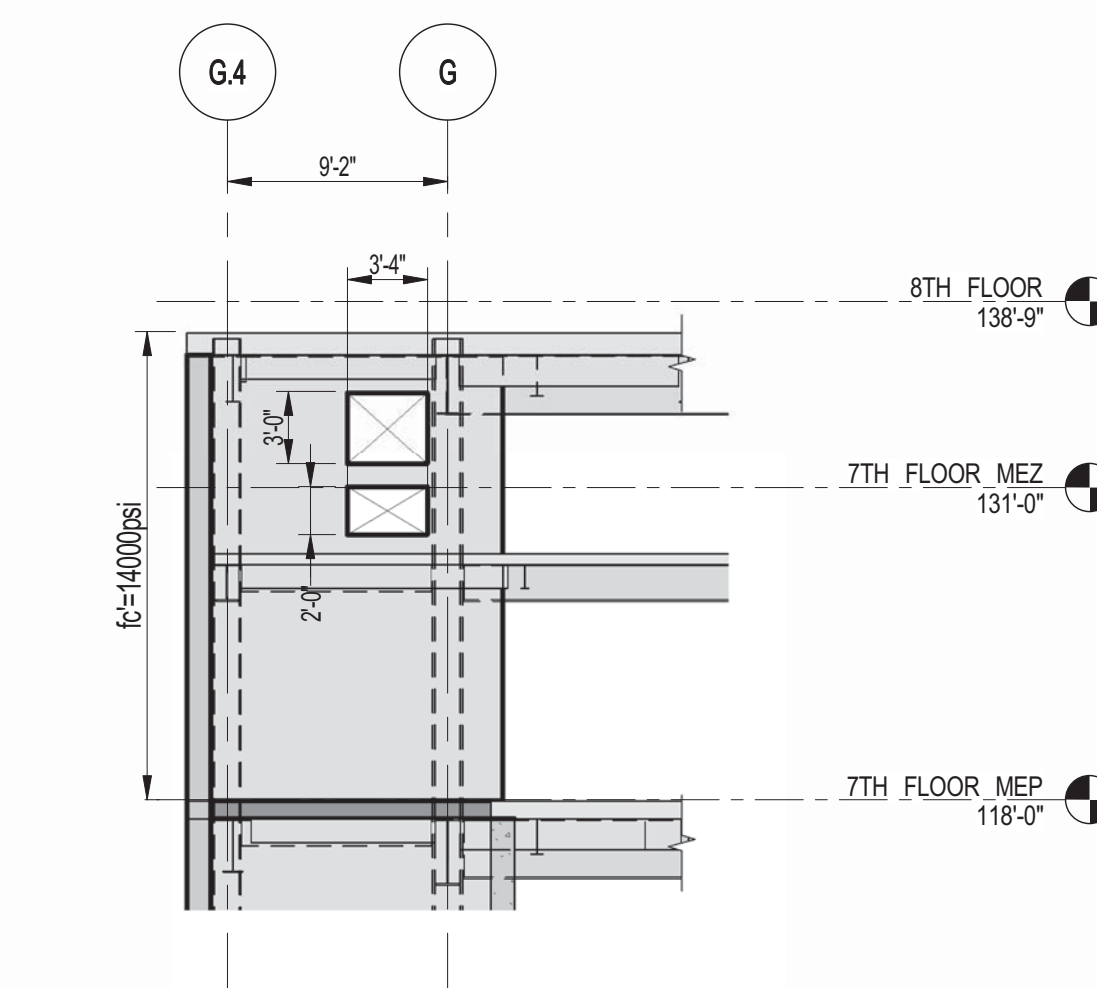
PROJECT: **217 WEST 57TH STREET**
NEW YORK, NY

DRAWING TITLE: **SHEARWALL ELEVATIONS ALONG GRIDLINES G & G.4**

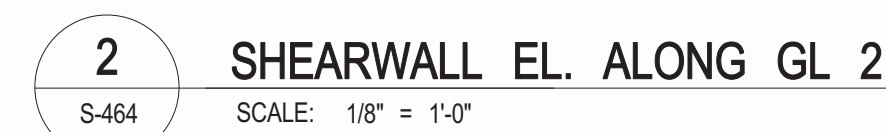
SEAL & SIGNATURE: DATE: XX-XX-XX
PROJECT No: 2012185
DRAWN: CADDO REV: 5
CHK: YE
SCALE: 1/8" = 1'-0"
DWG No: **S-463.00**

DOB PAGE No: 89 OF 118
DOB EMPLOYEE STAMP: DOB 5-SCAN:

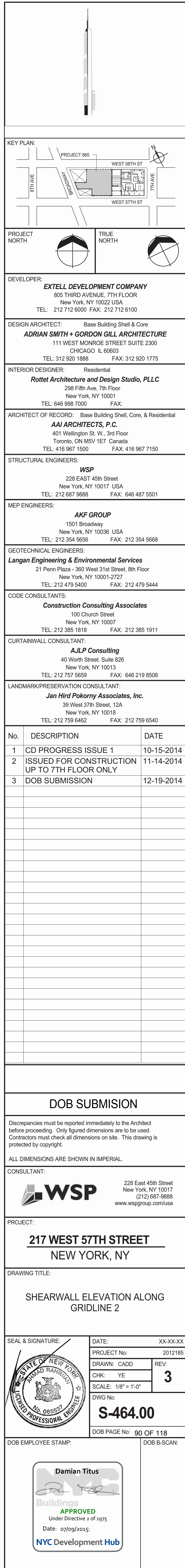


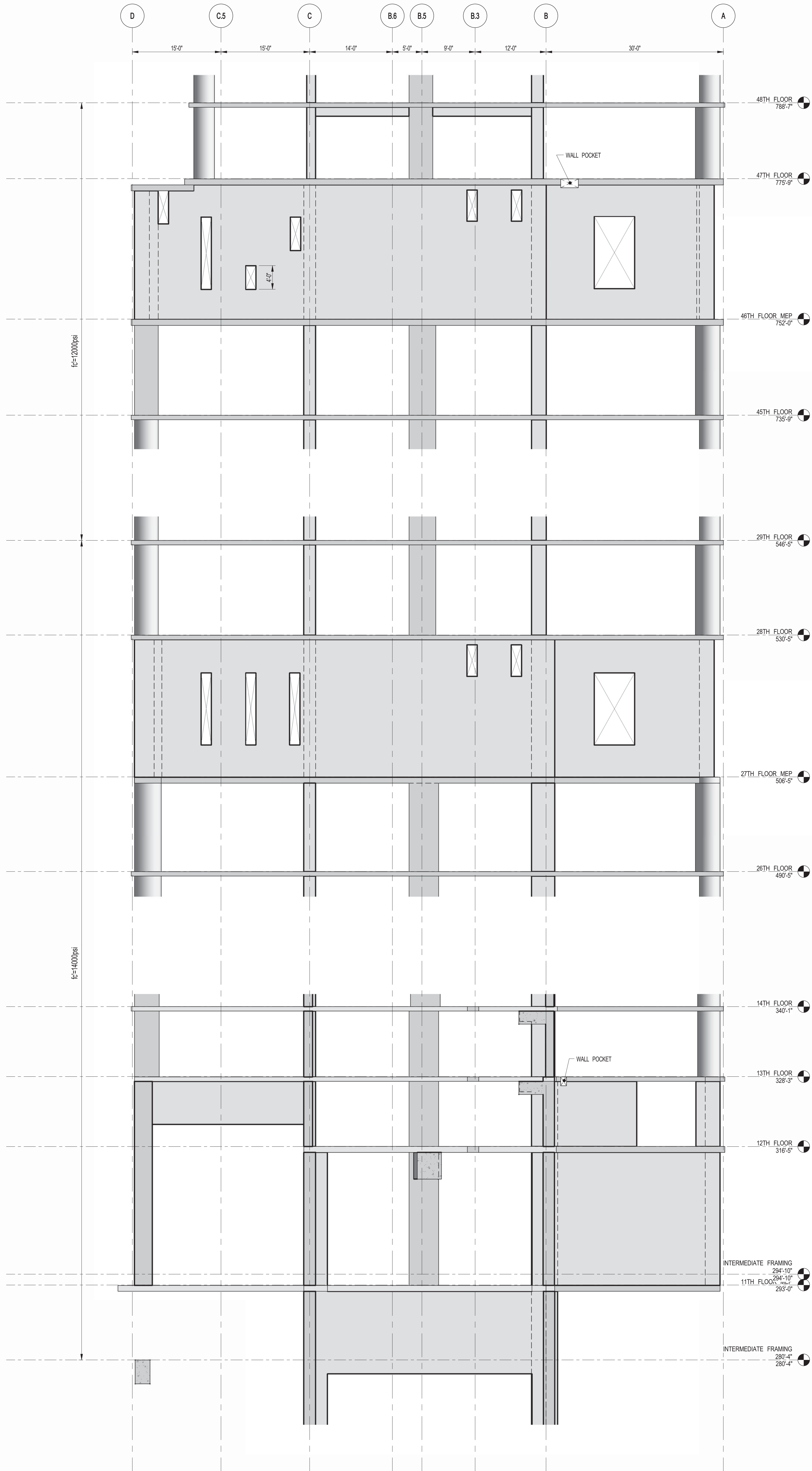


3 SHEARWALL EL. ALONG GL 2
S-464 SCALE: 1/8" = 1'-0"

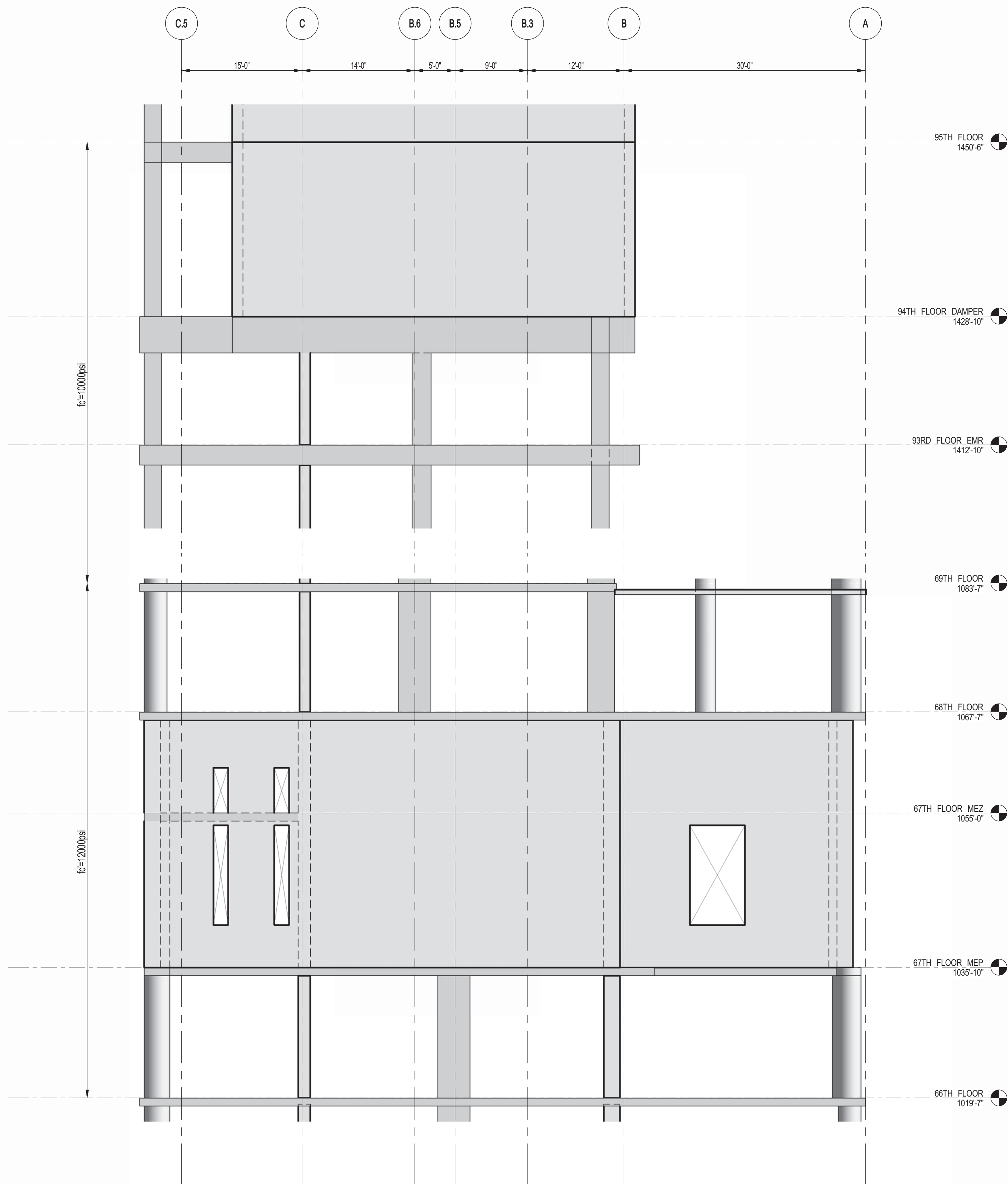


NOTES:
1. FOR NOTES SEE DRAWING S-450






1 SHEARWALL EL. ALONG GL 4.5
S-465 SCALE: 1/8" = 1'-0"



2 SHEARWALL EL. ALONG GL 4.5
S-465 SCALE: 1/8" = 1'-0"

NOTES:
1. FOR NOTES SEE DRAWING S-460.



KEY PLAN:
PROJECT #101
WEST 9TH ST
WEST 5TH ST
7TH AVE

PROJECT NORTH
TRUE NORTH

DEVELOPER:
EXTELL DEVELOPMENT COMPANY
805 THIRD AVENUE, 7TH FLOOR
NEW YORK, NY 10022 USA
TEL: 212 712 6000 FAX: 212 712 6100

DESIGN ARCHITECT:
Base Building Shell & Core
ADRIAN SMITH + GORDON GILL ARCHITECTURE
111 WEST MONROE STREET SUITE 2300
CHICAGO, IL 60603
TEL: 312 920 1888 FAX: 312 920 1775

INTERIOR DESIGNER:
Residential
Rottet Architecture and Design Studio, PLLC
288 Fifth Ave., 7th Floor
New York, NY 10017
TEL: 646 988 7000 FAX:

ARCHITECT OF RECORD:
Base Building Shell, Core, & Residential
AJA ARCHITECTS, P.C.
401 Wellington St. W., 3rd Floor
Toronto, ON M5V 1E7 Canada
TEL: 416 967 1500 FAX: 416 967 7150

STRUCTURAL ENGINEERS:
WSP
228 EAST 45th Street
New York, NY 10017 USA
TEL: 212 687 9885 FAX: 646 487 5501

MEP ENGINEERS:
AKF GROUP
1501 Broadway
New York, NY 10036 USA
TEL: 212 354 5656 FAX: 212 354 5668

GEOTECHNICAL ENGINEERS:
Langan Engineering & Environmental Services
21 Penn Plaza - 360 West 31st Street, 8th Floor
New York, NY 10001-2722
TEL: 212 479 5400 FAX: 212 479 5444

CODE CONSULTANTS:
Construction Consulting Associates
100 Church Street
New York, NY 10007
TEL: 212 385 1918 FAX: 212 385 1911

CURTAINWALL CONSULTANT:
AJLP Consulting
40 Worth Street, Suite 826
New York, NY 10013
TEL: 212 757 6559 FAX: 646 219 8508

LANDMARK/PRESERVATION CONSULTANT:
Jan Hird Pokorny Associates, Inc.
39 West 37th Street, 12A
New York, NY 10018
TEL: 212 759 6452 FAX: 212 759 6540

No.	DESCRIPTION	DATE
1	CD PROGRESS ISSUE 1	10-15-2014
2	ISSUED FOR CONSTRUCTION UP TO 7TH FLOOR ONLY	11-14-2014
3	DOB SUBMISSION	12-19-2014

DOB SUBMISSION


Discrepancies must be reported immediately to the Architect before proceeding. Only figured dimensions are to be used. Contractors must check all dimensions on site. This drawing is protected by copyright.

ALL DIMENSIONS ARE SHOWN IN IMPERIAL.

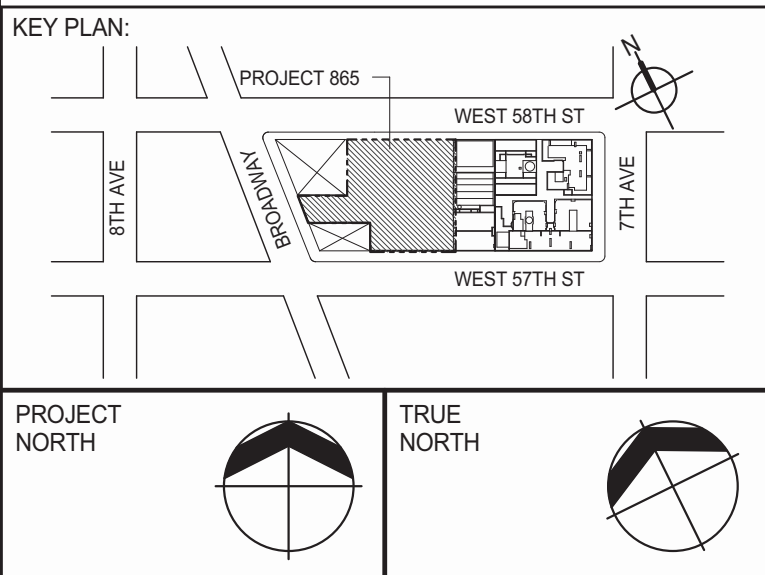
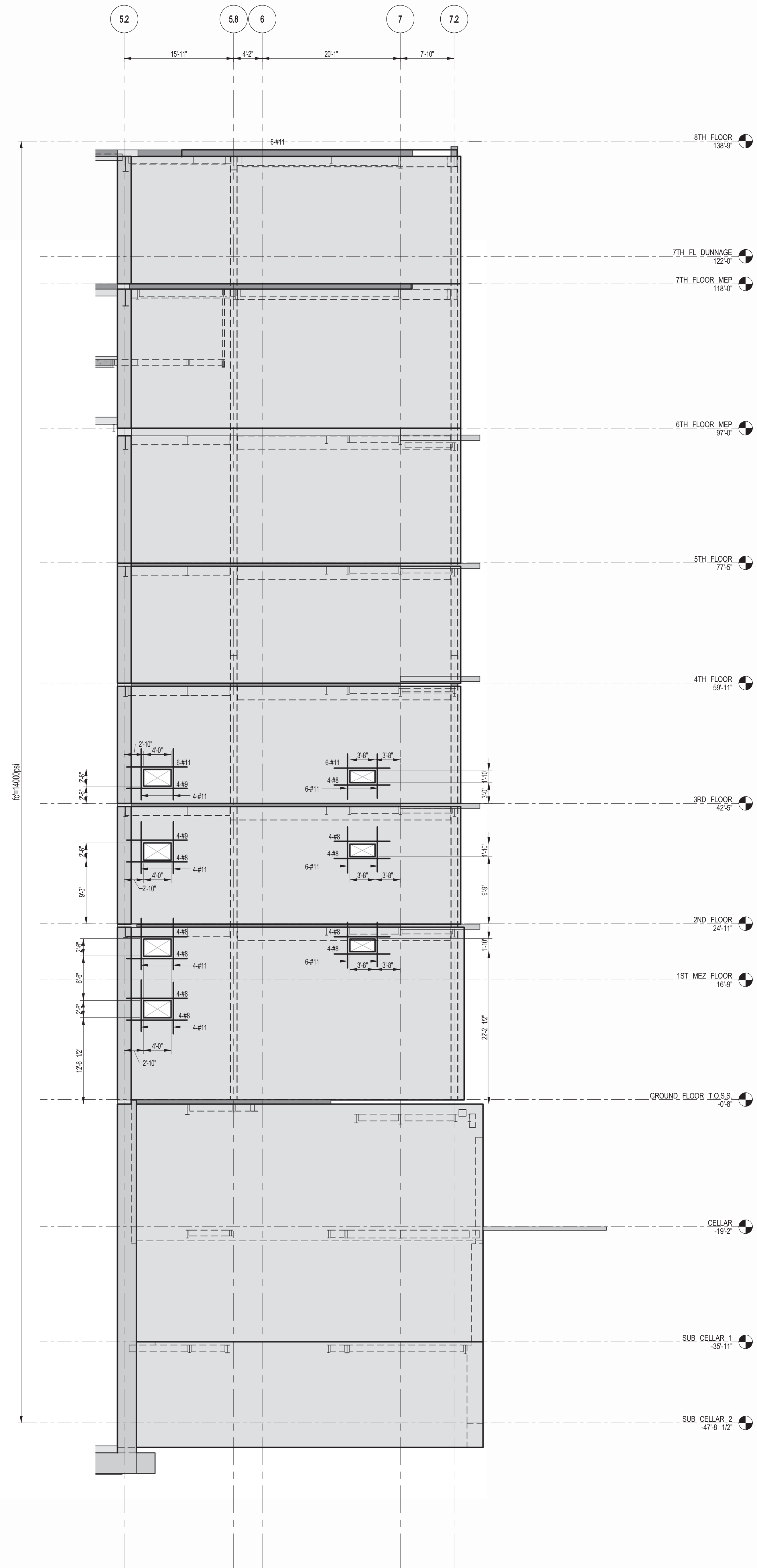
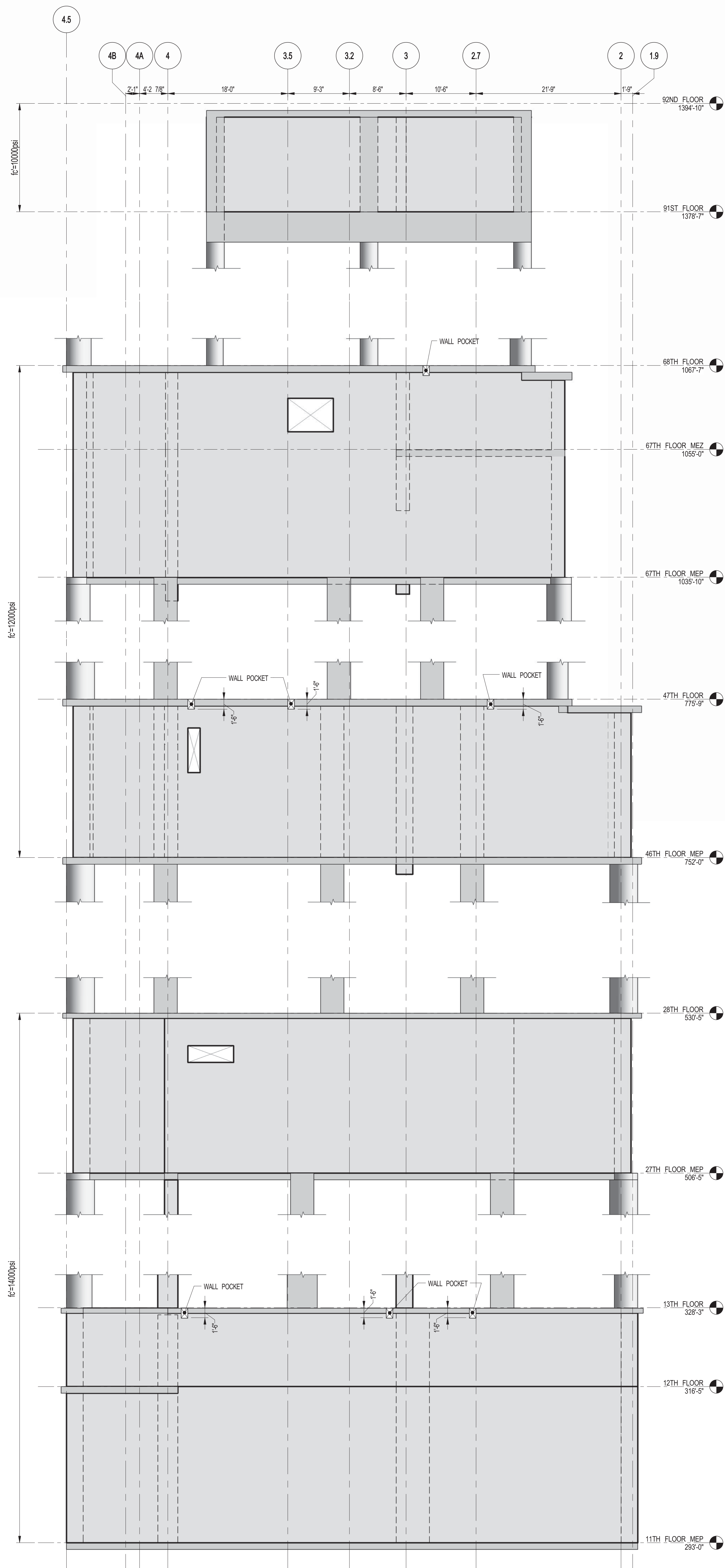
CONSULTANT:
WSP
228 East 45th Street
New York, NY 10017
(212) 687-9885
www.wsgroup.com/usa

PROJECT:
217 WEST 57TH STREET
NEW YORK, NY

DRAWING TITLE:
SHEARWALL ELEVATION ALONG GRIDLINE 4.5

SEAL & SIGNATURE	DATE	XX-XX-XX
	PROJECT No:	2012185
	DRAWN: CAD	REV:
	CHK: YE	3
	SCALE: 1/8" = 1'-0"	
	DWG No:	
	S-465.00	
	DOB PAGE No: 91 OF 118	
	DOB EMPLOYEE STAMP:	DOB S-SCAN:

Damian Titus
Buildings
APPROVED
Under Directive 2 of 1975
Date: 07/09/2015
NYC Development Hub



DEVELOPER:
EXTELL DEVELOPMENT COMPANY
805 THIRD AVENUE, 7TH FLOOR
NEW YORK, NY 10022 USA
TEL: 212 712 6000 FAX: 212 712 6100

DESIGN ARCHITECT: Base Building Shell & Core
ADRIAN SMITH + GORDON GILL ARCHITECTURE
111 WEST MONROE STREET SUITE 2300
CHICAGO, IL 60603
TEL: 312 920 1888 FAX: 312 920 1775

INTERIOR DESIGNER: Residential
Rottet Architecture and Design Studio, PLLC
288 Fifth Ave, 7th Floor
New York, NY 10001
TEL: 646 989 7000 FAX:

ARCHITECT OF RECORD: Base Building Shell, Core, & Residential
AJAJ ARCHITECTS, P.C.
401 Wellington St. W., 3rd Floor
Toronto, ON M5V 1E7 Canada
TEL: 416 967 1500 FAX: 416 967 7150

STRUCTURAL ENGINEERS:
WSP
228 East 45th Street
New York, NY 10017 USA
TEL: 212 687 9885 FAX: 646 487 5501

MEP ENGINEERS:
AKF GROUP
1501 Broadway
New York, NY 10036 USA
TEL: 212 354 5656 FAX: 212 354 5668

GEOTECHNICAL ENGINEERS:
Langan Engineering & Environmental Services
21 Penn Plaza - 360 West 31st Street, 8th Floor
New York, NY 10001-2727
TEL: 212 479 5400 FAX: 212 479 5444

CODE CONSULTANTS:
Construction Consulting Associates
100 Church Street
New York, NY 10007
TEL: 212 385 5181 FAX: 212 385 1911

CURTAINWALL CONSULTANT:
AJLP Consulting
40 Worth Street, Suite 826
New York, NY 10013
TEL: 212 757 6559 FAX: 646 219 8508

LANDMARK/PRESERVATION CONSULTANT:
Jan Hird Pokorny Associates, Inc.
39 West 57th Street, 12A
New York, NY 10019
TEL: 212 759 6452 FAX: 212 759 6540

No.	DESCRIPTION	DATE
1	CD PROGRESS ISSUE 1	10-15-2014
2	ISSUED FOR CONSTRUCTION UP TO 5TH FLOOR ONLY	11-07-2014
3	ISSUED FOR CONSTRUCTION UP TO 7TH FLOOR ONLY	11-14-2014
4	DOB SUBMISSION	12-19-2014

DOB SUBMISSION

Discrepancies must be reported immediately to the Architect before proceeding. Only figured dimensions are to be used. Contractors must check all dimensions on site. This drawing is protected by copyright.

ALL DIMENSIONS ARE SHOWN IN IMPERIAL.

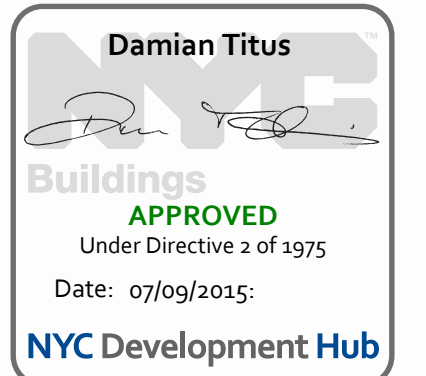
CONSULTANT:
WSP
228 East 45th Street
New York, NY 10017
(212) 687-9885
www.wspgroup.com/usa

PROJECT:
**217 WEST 57TH STREET
NEW YORK, NY**

DRAWING TITLE:
**SHEARWALL ELEVATIONS ALONG
GRIDLINE A & F.5**

SEAL & SIGNATURE: PROJECT No: 2012185
DATE: XX-XX-XX
DRAWN: CADDO
CHK: YE
SCALE: 1/8" = 1'-0"
DWG No: **S-466.00**




DOB PAGE No: 92 OF 118
DOB EMPLOYEE STAMP: DCS 5-SCAN:

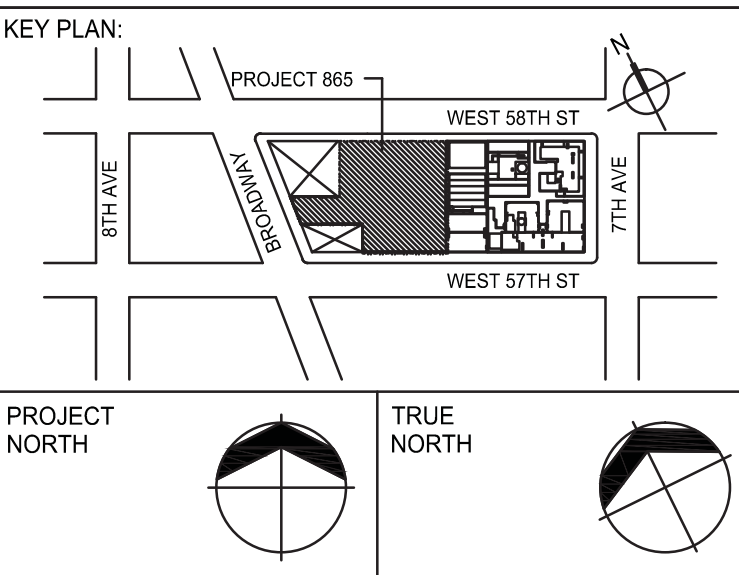




NOTES:

1. FIRST COLUMN DIMENSION SHOWN IN SCHEDULE IS IN THE EAST-WEST DIRECTION.
2. LOADS ON FOUNDATIONS ARE SERVICE LOADS IN KIPS.
3. LOADS ARE GIVEN IN KIPS, AND ARE ULTIMATE LOADS U.O.N.
4. FOR CONCRETE STRENGTH REQUIRED SEE COLUMN SCHEDULES.
5. COLUMN SIZES AND REINFORCEMENT ARE SHOWN ONLY WHERE SIZES START AND STOP BLANK SPACES IN BETWEEN INDICATE SAME SIZE AS INDICATED ABOVE AND BELOW.
6. HEAVY LINE AT TOP INDICATES TOP OF COLUMN.
7. FOR GENERAL NOTES SEE DWG. FO-001.
8. FOR SHEARWALL DETAILS SEE DRAWING S-420.
9. FOR COLUMN AND REINFORCING DETAILS SEE DRAWING S-513.
10. BUTTRESS INDICATED AS "B" IN COLUMN SCHEDULE.

11. * INDICATES TENSION SPLICE REBARS. SEE DETAIL ON S-513.
12.  INDICATE SHEARWALLS.
13.  INDICATES COLUMN BEING PICKED UP BY BEAM OR SLAB.
14. INDICATES CHANGES IN HELD FACE OF COLUMN.
15.  INDICATES ADDITIONAL LOAD FROM PICK-UP BEAM OR SLAB.



DEVELOPER: **EXTELL DEVELOPMENT COMPANY**
805 THIRD AVENUE, 7TH FLOOR
New York, NY 10022 USA
TEL: 212 712 6000 FAX: 212 712 6100

DESIGN ARCHITECT: Base Building Shell & Core
ADRIAN SMITH + GORDON GILL ARCHITECTURE
111 WEST MONROE STREET SUITE 2300
CHICAGO IL 60603
TEL: 312 920 1888 FAX: 312 920 1775

INTERIOR DESIGNER: Residential
Rottet Architecture and Design Studio, PLLC
298 Fifth Ave, 7th Floor
New York, NY 10001
TEL: 646 998 7000 FAX:

ARCHITECT OF RECORD: Base Building Shell, Core, & Residential
AAI ARCHITECTS, P.C.
 401 Wellington St. W., 3rd Floor
 Toronto, ON M5V 1E7 Canada
 TEL: 416 967 1500 FAX: 416 967 7150

STRUCTURAL ENGINEERS:
WSP
228 EAST 45th Street
New York, NY 10017 USA
TEL: 212 687 9888 FAX:

MEP ENGINEERS:

AKF GROUP
1501 Broadway
New York, NY 10036 USA
TEL: 212 354 5656 FAX: 212 354 5668

GEOTECHNICAL ENGINEERS:
Langan Engineering & Environmental Services
21 Penn Plaza - 360 West 31st Street, 8th Floor
New York, NY 10001-2727
TEL: 212 479 5400 FAX: 212 479 5444

CODE CONSULTANTS:
Construction Consulting Associates
100 Church Street
New York, NY 10007
TEL: 212 385 1818 FAX: 212 385 1911

CURTAINWALL CONSULTANT:
AJLP Consulting
40 Worth Street, Suite 826
New York, NY 10013
TEL: 212 757 5659 FAX: 646 219 8500

LANDMARK/PRESERVATION CONSULTANT:
Jan Hird Pokorny Associates, Inc.
39 West 37th Street, 12A
New York, NY 10018
TEL: 212 759 6462 FAX: 212 759 6541

No.	DESCRIPTION	DATE
1	SUPERSTRUCTURE CONCRETE BID	06-02-2014
2	DESIGN DEVELOPMENT	07-01-2014
3	ISSUED FOR DESIGN DEVELOPMENT	07-31-2014
4	CD PROGRESS ISSUE 1	10-15-2014
5	ISSUED FOR CONSTRUCTION UP TO 5TH FL ONLY	11-07-2014
6	DOB SUBMISSION	12-19-2014

DOB SUBMISSION

Discrepancies must be reported immediately to the Architect before proceeding. Only figured dimensions are to be used. Contractors must check all dimensions on site. This drawing is protected by copyright.

ALL DIMENSIONS ARE SHOWN IN IMPERIAL

CONSULTANT



228 East 45th Street
New York, NY 10017
(212) 697-9888
www.wspgroup.com/usa


PROJECT:

217 WEST 57TH STRE
NEW YORK, NY


DRAWING TITLE

CONCRETE COLUMN
SCHEDULE 1

SEAL & SIGNATURE:

SEAL & SIGNATURE:	DATE:	03/31/1
	PROJECT No:	201218

STATE OF NEW YORK

	DRAWN: CAD	REV.
	CHK: Y.E.	6
	SCALE: AS INDICATED	



DWG No: **S-510.00**

DOB PAGE No: 95 OF 118	
DOB EMPLOYEE STAMP:	DOB B-SCAN:

Damian Titus



Buildings

APPROVED
Under Directive 2 of 1975
Date: 07/09/2015:

NYC Development Hub

[illegible]

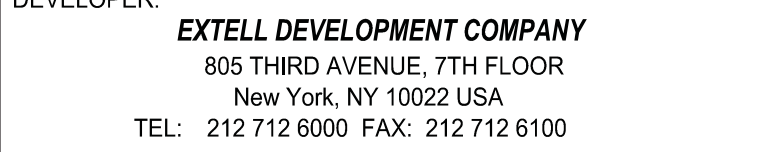
NOTES:

1. FOR BALANCE OF INFORMATION SEE DRAWING S-500.

[illegible]

NOTES:

1. FOR BALANCE OF INFORMATION SEE DRAWING S-500.



DESIGN ARCHITECT: Base Building Shell & Core
ADRIAN SMITH + GORDON GILL ARCHITECTURE
 111 WEST MONROE STREET SUITE 2300
 CHICAGO IL 60603
 TEL: 312 920 1888 FAX: 312 920 1775

INTERIOR DESIGNER: Residential
Rottet Architecture and Design Studio, PLLC
298 Fifth Ave., 7th Floor
New York, NY 10001
TEL: 646 998 7000 FAX:

ARCHITECT OF RECORD: Base Building Shell, Core, & Residential
AAI ARCHITECTS, P.C.
 401 Wellington St. W., 3rd Floor
 Toronto, ON M5V 1E7 Canada
 TEL: 416 967 1500 FAX: 416 967 7150

STRUCTURAL ENGINEERS:

WSP
228 EAST 45th Street
New York, NY 10017 USA
TEL: 212 687 9888 FAX: 646 487 5501

MEP ENGINEERS:

AKF GROUP
1501 Broadway
New York, NY 10036 USA
TEL: 212 354 5656 FAX: 212 354 5668

GEOTECHNICAL ENGINEERS:
Langan Engineering & Environmental Services
21 Penn Plaza - 360 West 31st Street, 8th Floor
New York, NY 10001-2727
TEL: 212 479 5400 FAX: 212 479 5444

CODE CONSULTANTS:
Construction Consulting Associates
100 Church Street
New York, NY 10007
TEL: 212 385 1818 FAX: 212 385 1911

CURTAINWALL CONSULTANT:
AJLP Consulting
40 Worth Street, Suite 826
New York, NY 10013
TEL: 212 757 5659 FAX: 646 219 8506

LANDMARK/PRESERVATION CONSULTANT:
Jan Hird Pokorny Associates, Inc.
39 West 37th Street, 12A
New York, NY 10018
TEL: 212 759 6462 FAX: 212 759 6540

No.	DESCRIPTION	DATE
1	SUPERSTRUCTURE CONCRETE BID	06-02-2014
2	DESIGN DEVELOPMENT	07-01-2014
3	ISSUED FOR DESIGN DEVELOPMENT	07-31-2014
4	CD PROGRESS ISSUE 1	10-15-2014
5	DOB SUBMISSION	12-19-2014

Discrepancies must be reported immediately to the Architect before proceeding. Only figured dimensions are to be used. Contractors must check all dimensions on site. This drawing is protected by copyright.

ALL DIMENSIONS ARE SHOWN IN IMPERIAL.

CONSULTANT:

CONSULTANT:

 **WSP**


228 East 45th Street
New York, NY 10017
(212) 687-9888
www.wspgroup.com/usa

PROJECT:

217 WEST 57TH STREET
NEW YORK, NY


DRAWING TITLE:

SEAL & SIGNATURE:	DATE: 03/31/14
---	----------------

SEAL & SIGNATURE: 	DATE: 03/31/14	
	PROJECT No: 2012185	
	DRAWN: CADD	REV:

	CHK: Y.E.	5
	SCALE: AS INDICATED	

DWG No: **051122**



S-511.00

DOB PAGE No: 96 OF 118	
DOB EMPLOYEE STAMP:	DOB B-SCAN:

1	2	3	4	5	6	7	8	9	10	11	12	13	14	15	16	17	18	19	20	21	22	23	24	25	26	27	28	29	30	31	32	33	34	35	36	37	38	39	40	41	42	43	44	45	46	47	48	49	50	51	52	53	54	55	56	57	58	59	60	61	62	63	64	65	66	67	68	69	70	71	72	73	74	75	76	77	78	79	80	81	82	83	84	85	86	87	88	89	90	91	92	93	94	95	96	97	98	99	100	101	102	103	104	105	106	107	108	109	110	111	112	113	114	115	116	117	118	119	120	121	122	123	124	125	126	127	128	129	130	131	132	133	134	135	136	137	138	139	140	141	142	143	144	145	146	147	148	149	150	151	152	153	154	155	156	157	158	159	160	161	162	163	164	165	166	167	168	169	170	171	172	173	174	175	176	177	178	179	180	181	182	183	184	185	186	187	188	189	190	191	192	193	194	195	196	197	198	199	200	201	202	203	204	205	206	207	208	209	210	211	212	213	214	215	216	217	218	219	220	221	222	223	224	225	226	227	228	229	230	231	232	233	234	235	236	237	238	239	240	241	242	243	244	245	246	247	248	249	250	251	252	253	254	255	256	257	258	259	260	261	262	263	264	265	266	267	268	269	270	271	272	273	274	275	276	277	278	279	280	281	282	283	284	285	286	287	288	289	290	291	292	293	294	295	296	297	298	299	300	301	302	303	304	305	306	307	308	309	310	311	312	313	314	315	316	317	318	319	320	321	322	323	324	325	326	327	328	329	330	331	332	333	334	335	336	337	338	339	340	341	342	343	344	345	346	347	348	349	350	351	352	353	354	355	356	357	358	359	360	361	362	363	364	365	366	367	368	369	370	371	372	373	374	375	376	377	378	379	380	381	382	383	384	385	386	387	388	389	390	391	392	393	394	395	396	397	398	399	400	401	402	403	404	405	406	407	408	409	410	411	412	413	414	415	416	417	418	419	420	421	422	423	424	425	426	427	428	429	430	431	432	433	434	435	436	437	438	439	440	441	442	443	444	445	446	447	448	449	450	451	452	453	454	455	456	457	458	459	460	461	462	463	464	465	466
---	---	---	---	---	---	---	---	---	----	----	----	----	----	----	----	----	----	----	----	----	----	----	----	----	----	----	----	----	----	----	----	----	----	----	----	----	----	----	----	----	----	----	----	----	----	----	----	----	----	----	----	----	----	----	----	----	----	----	----	----	----	----	----	----	----	----	----	----	----	----	----	----	----	----	----	----	----	----	----	----	----	----	----	----	----	----	----	----	----	----	----	----	----	----	----	----	----	----	-----	-----	-----	-----	-----	-----	-----	-----	-----	-----	-----	-----	-----	-----	-----	-----	-----	-----	-----	-----	-----	-----	-----	-----	-----	-----	-----	-----	-----	-----	-----	-----	-----	-----	-----	-----	-----	-----	-----	-----	-----	-----	-----	-----	-----	-----	-----	-----	-----	-----	-----	-----	-----	-----	-----	-----	-----	-----	-----	-----	-----	-----	-----	-----	-----	-----	-----	-----	-----	-----	-----	-----	-----	-----	-----	-----	-----	-----	-----	-----	-----	-----	-----	-----	-----	-----	-----	-----	-----	-----	-----	-----	-----	-----	-----	-----	-----	-----	-----	-----	-----	-----	-----	-----	-----	-----	-----	-----	-----	-----	-----	-----	-----	-----	-----	-----	-----	-----	-----	-----	-----	-----	-----	-----	-----	-----	-----	-----	-----	-----	-----	-----	-----	-----	-----	-----	-----	-----	-----	-----	-----	-----	-----	-----	-----	-----	-----	-----	-----	-----	-----	-----	-----	-----	-----	-----	-----	-----	-----	-----	-----	-----	-----	-----	-----	-----	-----	-----	-----	-----	-----	-----	-----	-----	-----	-----	-----	-----	-----	-----	-----	-----	-----	-----	-----	-----	-----	-----	-----	-----	-----	-----	-----	-----	-----	-----	-----	-----	-----	-----	-----	-----	-----	-----	-----	-----	-----	-----	-----	-----	-----	-----	-----	-----	-----	-----	-----	-----	-----	-----	-----	-----	-----	-----	-----	-----	-----	-----	-----	-----	-----	-----	-----	-----	-----	-----	-----	-----	-----	-----	-----	-----	-----	-----	-----	-----	-----	-----	-----	-----	-----	-----	-----	-----	-----	-----	-----	-----	-----	-----	-----	-----	-----	-----	-----	-----	-----	-----	-----	-----	-----	-----	-----	-----	-----	-----	-----	-----	-----	-----	-----	-----	-----	-----	-----	-----	-----	-----	-----	-----	-----	-----	-----	-----	-----	-----	-----	-----	-----	-----	-----	-----	-----	-----	-----	-----	-----	-----	-----	-----	-----	-----	-----	-----	-----	-----	-----	-----	-----	-----	-----	-----	-----	-----	-----	-----	-----	-----	-----	-----	-----	-----	-----	-----	-----	-----	-----	-----	-----	-----	-----	-----	-----	-----	-----	-----	-----	-----	-----	-----	-----	-----	-----	-----	-----	-----	-----	-----	-----	-----	-----	-----	-----	-----	-----	-----	-----

Damian Titus

Buildings			
-----------	--	--	--

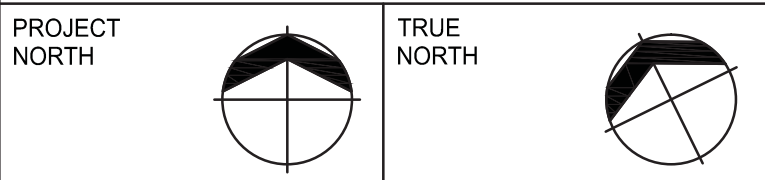
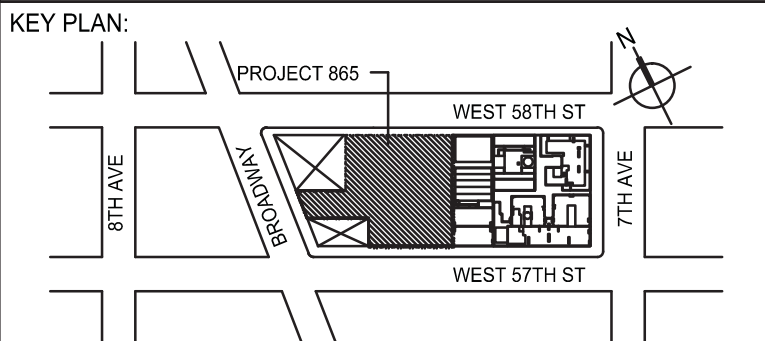
APPROVED
Under Directive 2 of 1975

Date: 07/09/2015:
NYC Development Hub

[illegible]

NOTES:

1. FOR BALANCE OF INFORMATION SEE DRAWING S-500.



EXTELL DEVELOPMENT COMPANY
805 THIRD AVENUE, 7TH FLOOR
New York, NY 10022 USA
TEL: 212 712 6000 FAX: 212 712 6100

DESIGN ARCHITECT: Base Building Shell & Core
ADRIAN SMITH + GORDON GILL ARCHITECTURE
 111 WEST MONROE STREET SUITE 2300
 CHICAGO IL 60603
 TEL: 312 920 1888 FAX: 312 920 1775

INTERIOR DESIGNER: Residential
Rottet Architecture and Design Studio, PLLC
298 Fifth Ave., 7th Floor
New York, NY 10001
TEL: 646 998 7000 FAX:

ARCHITECT OF RECORD: Base Building Shell, Core, & Residential
AAI ARCHITECTS, P.C.
 401 Wellington St. W., 3rd Floor
 Toronto, ON M5V 1E7 Canada
 TEL: 416 967 1500 FAX: 416 967 7150

STRUCTURAL ENGINEERS:

WSP
228 EAST 45th Street
New York, NY 10017 USA
TEL: 212 687 9888 FAX: 646 487 5501

MEP ENGINEERS:

AKF GROUP
1501 Broadway
New York, NY 10036 USA
TEL: 212 354 5858 FAX: 212 354 5668

GEOTECHNICAL ENGINEERS:
Langan Engineering & Environmental Services
21 Penn Plaza - 360 West 31st Street, 8th Floor
New York, NY 10001-2727
TEL: 212 479 5400 FAX: 212 479 5444

CODE CONSULTANTS:
Construction Consulting Associates
100 Church Street
New York, NY 10007
TEL: 212 385 1818 FAX: 212 385 1911

CURTAINWALL CONSULTANT:
AJLP Consulting
40 Worth Street, Suite 826
New York, NY 10013
TEL: 212 757 5659 FAX: 646 219 8508

LANDMARK/PRESERVATION CONSULTANT:
Jan Hird Pokorny Associates, Inc.
39 West 37th Street, 12A
New York, NY 10018
TEL: 212 759 6462 FAX: 212 759 6540

[illegible]

DOB SUBMISSION

Discrepancies must be reported immediately to the Architect before proceeding. Only figured dimensions are to be used. Contractors must check all dimensions on site. This drawing is protected by copyright.

ALL DIMENSIONS ARE SHOWN IN IMPERIAL.

CONSULTANT:

 **WSP**


228 East 45th Street
New York, NY 10017
(212) 687-9888
www.wspgroup.com/usa

PROJECT:

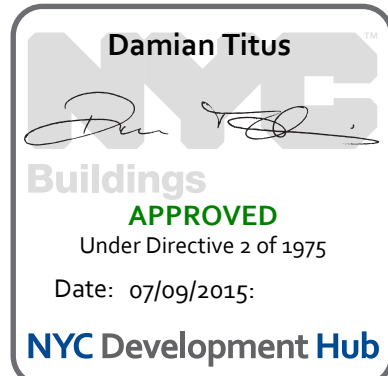
217 WEST 57TH STREET
NEW YORK, NY

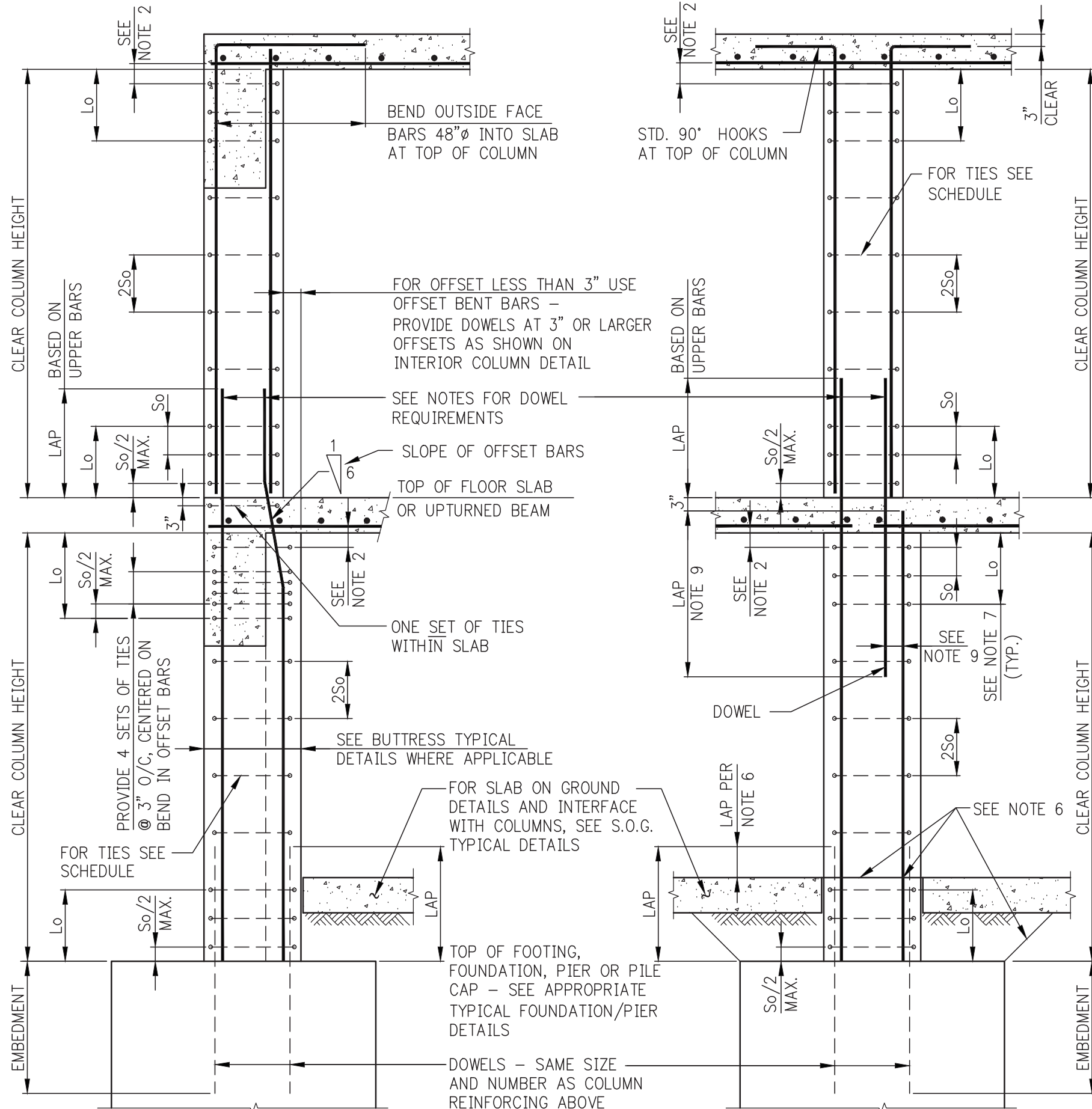
DRAWING TITLE:

CONCRETE COLUMN
SCHEDULE 3

	DATE: 03/31/14	
	PROJECT No: 2012185	
	DRAWN: CADD	REV:
	CHK: Y.E.	4
	SCALE: AS INDICATED	
DWG No:		

DOB EMPLOYEE STAMP:		DOB B-SCAN:
---------------------	--	-------------

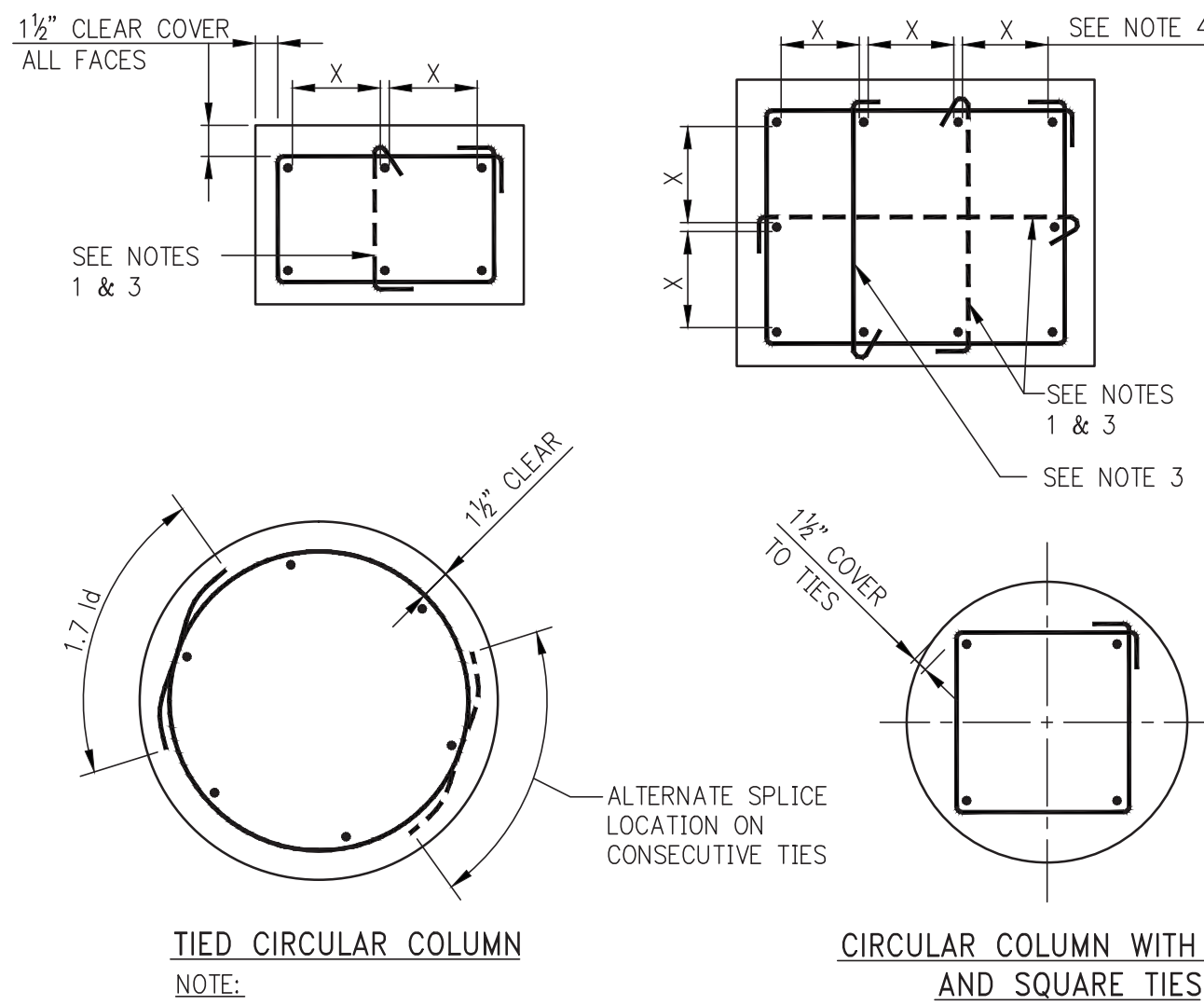




COLUMN DETAILS

- NOTES:**
- #5 TIES NOT PERMITTED FOR #11, #14, #18 OR BUNDLED VERTICAL BARS.
 - LOCATE TOP SET OF TIES $S_o/2$ MAXIMUM BELOW THE LOWEST HORIZONTAL REINFORCEMENT IN SLAB OR DROP PANEL. WHERE BEAMS FRAME FROM FOUR DIRECTIONS INTO COLUMN, TIES MAY TERMINATE NOT MORE THAN 3" BELOW LOWEST REINFORCEMENT IN SHALLOWEST OF SUCH BEAMS.
 - WHERE AREA OF VERTICAL REINFORCEMENT IN LOWER COLUMN IS GREATER THEN THAT OF UPPER COLUMN, EXTEND AREA OF REINFORCEMENT AT LEAST EQUAL TO THAT OF UPPER COLUMN.
 - WHERE AREA OF REINFORCEMENT IN LOWER COLUMN IS LESS THAN THAT OF UPPER COLUMN, PROVIDE ADDITIONAL DOWELS TO MAKE UP THE DIFFERENCE.
 - ALL LAP SPLICES AND EMBEDMENTS TO BE TENSION SPLICE UNLESS OTHERWISE NOTED IN COLUMN SCHEDULE.
 - WHERE SLAB IS POURED OVER FOUNDATION PRIOR TO COLUMN, VERTICAL REINFORCEMENT AND DOWEL LAP TO START AT TOP OF SLAB.
 - LENGTH "Ld" SHALL NOT BE LESS THAN 1/6 OF CLEAR HEIGHT OF COLUMN, MAXIMUM COLUMN DIMENSION, OR 18".
 - IF COLUMN REQUIRES SHEAR REINFORCEMENT, MAXIMUM SPACING OF TIES SHALL BE LIMITED TO $d/2$, REQUIRED SIZE, NUMBER AND SPACING OF TIES MAY BE MORE STRINGENT THAN SHOWN IN TYPICAL DETAILS.
 - IF OFFSET OF DOWEL IS MORE THAN 6", LAP SHALL BE TWICE THE COMPRESSION DEVELOPMENT LENGTH OF THE SMALLER BAR.

VERTICAL BAR SIZE	COLUMN TIE SCHEDULE		
	SIZE & SPACING (S _o) OF TIES, IN INCHES. MAXIMUM SPACING NOT TO EXCEED 1/2 OF LEAST COLUMN DIMENSION OR 12". SEE NOTE 8	#3	#4
#5	5	-	-
#6	6	-	-
#7	7	-	-
#8	8	8	-
#9	9	9	-
#10	9	10	-
#11	-	11	11
#14	-	12	12
#18	-	12	12

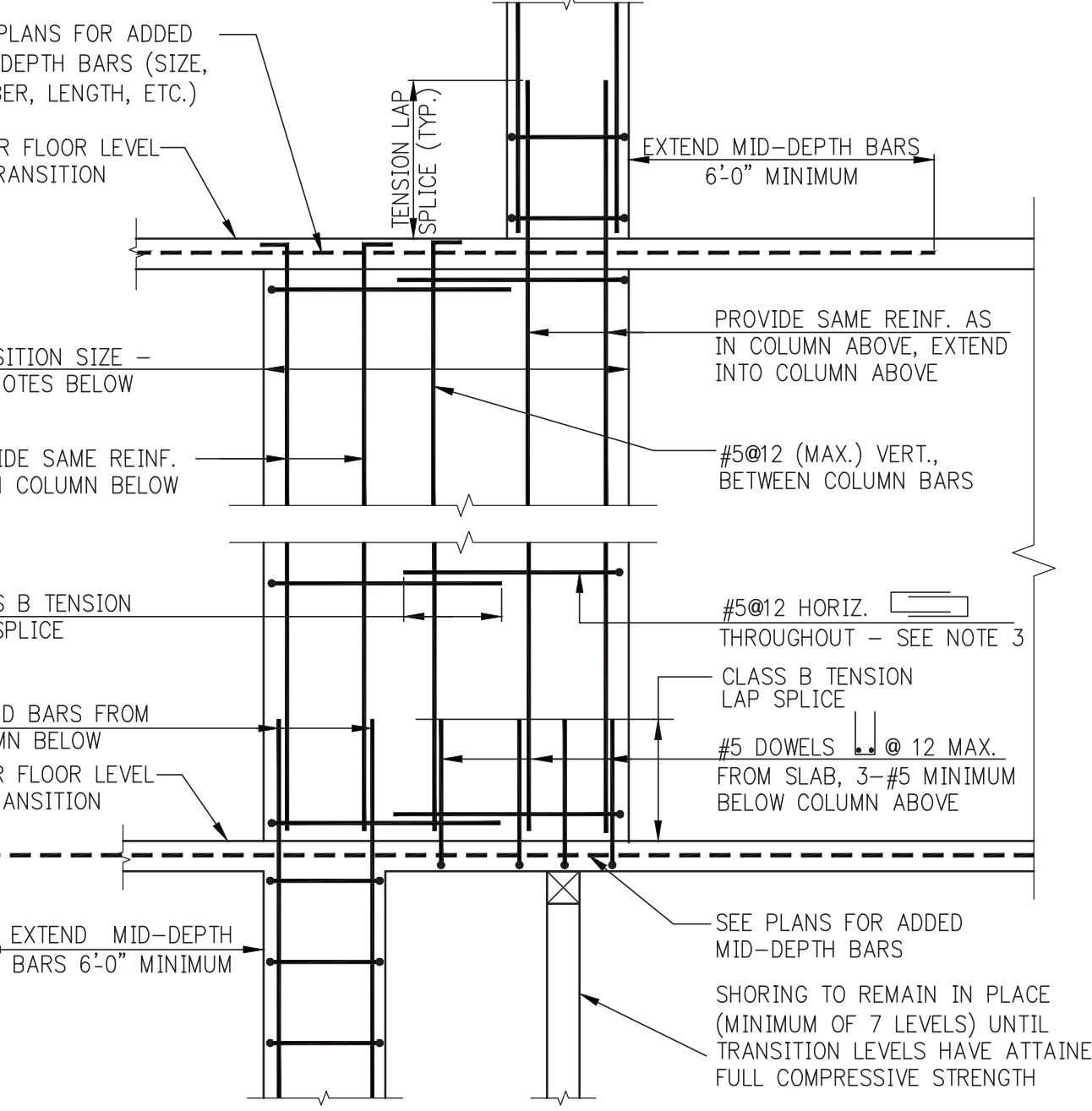
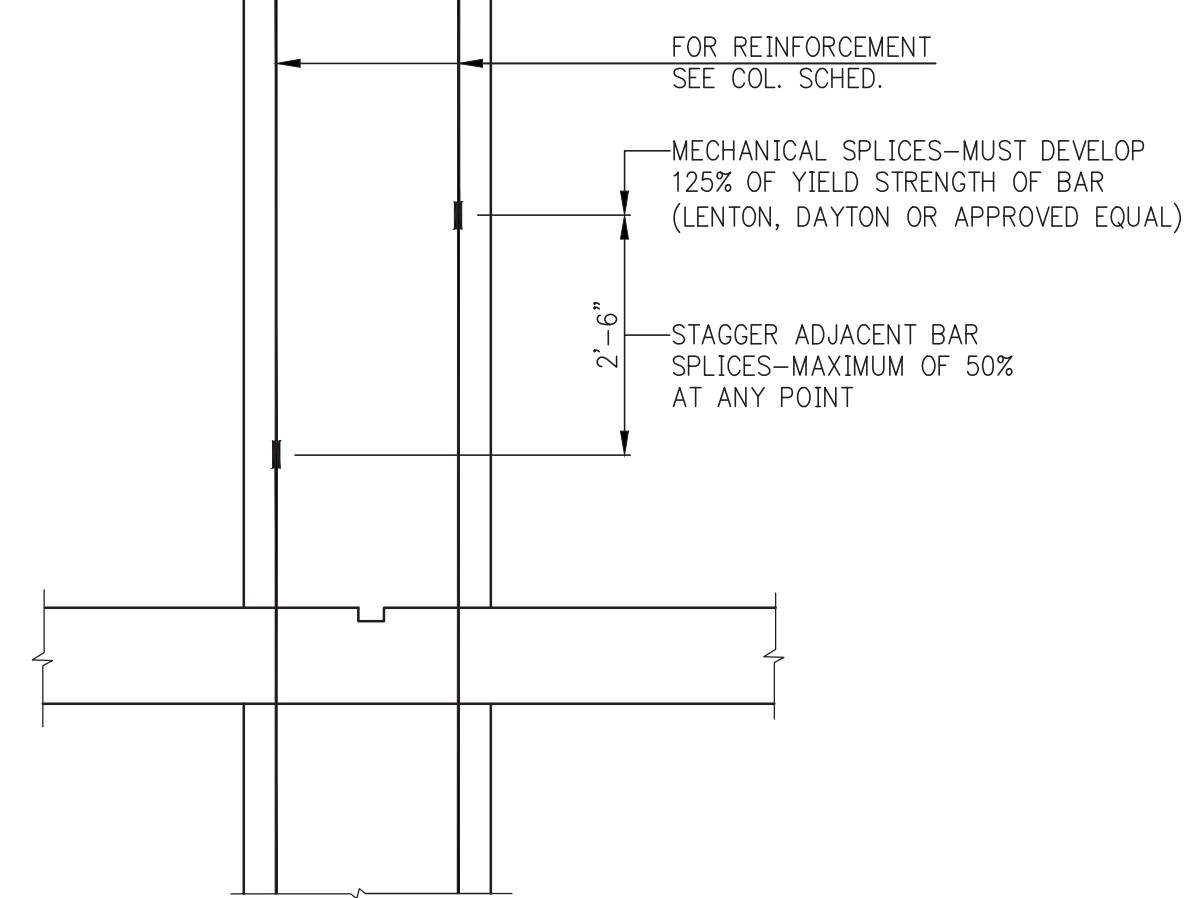


COLUMN REINFORCEMENT AND TIES ARRANGEMENT

- NOTES:**
- SINGLE LEG CROSS-TIES SHOWN DASHED MAY BE OMITTED WHEN THE VERTICAL BAR IS NO FARTHER THAN 6" CLEAR ON EACH SIDE FROM ADJACENT TIED BARS.
 - WHEN THERE IS A SERIES OF VERTICAL BARS (SUCH AS IN WALL-LIKE COLUMNS) AND BARS ARE SPACED NOMINALLY AT 6" O/C, EVERY OTHER VERTICAL BAR WILL REQUIRE A CROSS-TIE.
 - ALTERNATE 90° AND 135° ENDS ON CONSECUTIVE SINGLE LEG CROSS-TIES THROUGHOUT HEIGHT OF MEMBER.
 - DETAILER SHALL SPACE BARS EQUIDISTANT ON ALL FACES UNLESS OTHERWISE SHOWN IN DETAILS.

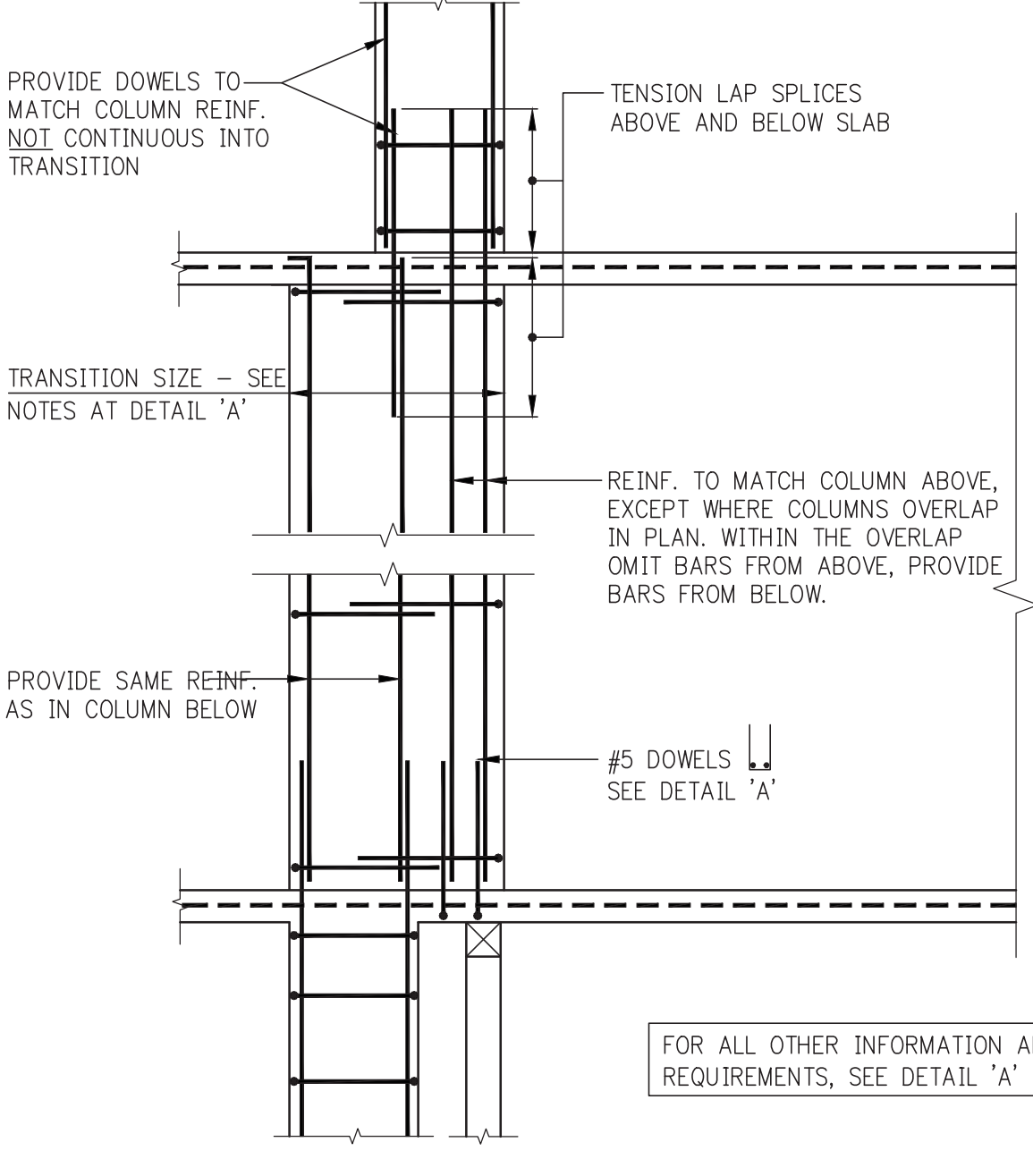
DETAIL C - HORIZONTAL SECTION THROUGH "WALKING" COLUMN TRANSITION

MECHANICAL SPICE DETAIL



DETAIL A - ELEVATION OF "WALKING" COLUMN TRANSITION

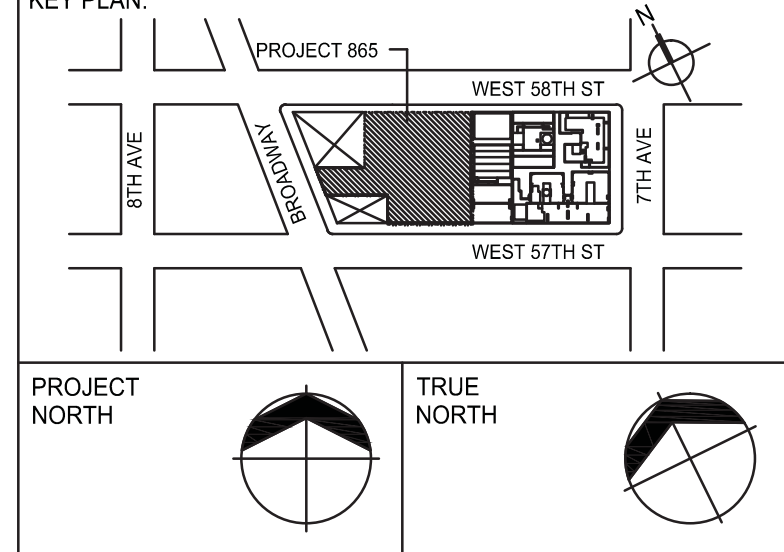
- NOTES:**
- FOR DIMENSIONS AND LOCATION OF TRANSITION SEE COLUMN LOCATION PLANS AND/OR COLUMN SCHEDULE.
 - VERTICAL REINFORCEMENT IN TRANSITION TO BE AS SHOWN IN DETAILS 'A' AND 'B' UNLESS THE COLUMN SCHEDULE CALLS FOR SPECIFIC VERTICAL REINFORCEMENT WITHIN THE TRANSITION.
 - IN ADDITION TO #5#12 HORIZONTAL HOOPS, PROVIDE HOOPS AND CROSS-TIES TO SATISFY TIEING REQUIREMENTS OF TYPICAL COLUMN DETAILS FOR ALL VERTICAL REINFORCEMENT.



DETAIL B

USE THIS DETAIL WHERE COLUMNS ABOVE AND BELOW TRANSITION OVERLAP IN PLAN

FOR ALL OTHER INFORMATION AND REQUIREMENTS, SEE DETAIL 'A'



DEVELOPER: **EXTELL DEVELOPMENT COMPANY**
805 THIRD AVENUE, 7TH FLOOR
NEW YORK, NY 10022 USA
TEL: 212 712 6000 FAX: 212 712 6100

DESIGN ARCHITECT: **Base Building Shell & Core**
ADRIAN SMITH + GORDON GILL ARCHITECTURE
111 WEST MONROE STREET SUITE 2300
CHICAGO, IL 60603
TEL: 312 920 1888 FAX: 312 920 1775

INTERIOR DESIGNER: **Residential**
Rotter Architecture and Design Studio, PLLC
238 Fifth Ave, 7th Floor
New York, NY 10001
TEL: 646 998 7000 FAX:

ARCHITECT OF RECORD: **Base Building Shell, Core, & Residential**
AAI ARCHITECTS, P.C.
401 Washington St., 3rd Floor
Toronto, ON M5V 1E7 Canada
TEL: 416 967 1500 FAX: 416 967 7150

STRUCTURAL ENGINEERS: **WSP**
228 East 45th Street
New York, NY 10017 USA
TEL: 212 687 8888 FAX: 646 487 5501

MEP ENGINEERS: **AKF GROUP**
1501 Broadway
New York, NY 10036 USA
TEL: 212 354 5656 FAX: 212 354 5668

GEOTECHNICAL ENGINEERS: **Langan Engineering & Environmental Services**
21 Penn Plaza - 380 West 31st Street, 8th Floor
New York, NY 10001-2727
TEL: 212 479 5400 FAX: 212 479 5444

CODE CONSULTANTS: **Construction Consulting Associates**
180 Church Street
New York, NY 10007
TEL: 212 385 1818 FAX: 212 385 1911

CURTAINWALL CONSULTANT: **AJLP Consulting**
40 Worth Street, Suite 805
New York, NY 10013
TEL: 212 757 8650 FAX: 646 219 8508

LANDMARK/PRESERVATION CONSULTANT: **Jan Hird Pokorny Associates, Inc.**
39 West 37th Street, 12A
New York, NY 10018
TEL: 212 759 6462 FAX: 212 759 6540

No.	DESCRIPTION	DATE
1	SCHEMATIC DESIGN	03-31-2014
2	FOUNDATION BID PACKAGE	03-31-2014
3	ISSUED FOR SCHEMATIC DESIGN	04-04-2014
4	FOUNDATION BID PACKAGE	04-04-2014
5	STEEL BID PACKAGE	05-22-2014
6	SUPERSTRUCTURE CONCRETE BID	06-02-2014
7	DESIGN DEVELOPMENT	07-01-2014
8	ISSUED FOR DESIGN DEVELOPMENT	07-23-2014
9	SEE ZONE STEEL BID	08-20-2014
10	CD PROGRESS ISSUE 1	10-15-2014
11	DOB SUBMISSION	12-19-2014

DOB SUBMISSION

Discrepancies must be reported immediately to the Architect before proceeding. Only figured dimensions are to be used. Contractors must check all dimensions on site. This drawing is protected by copyright.

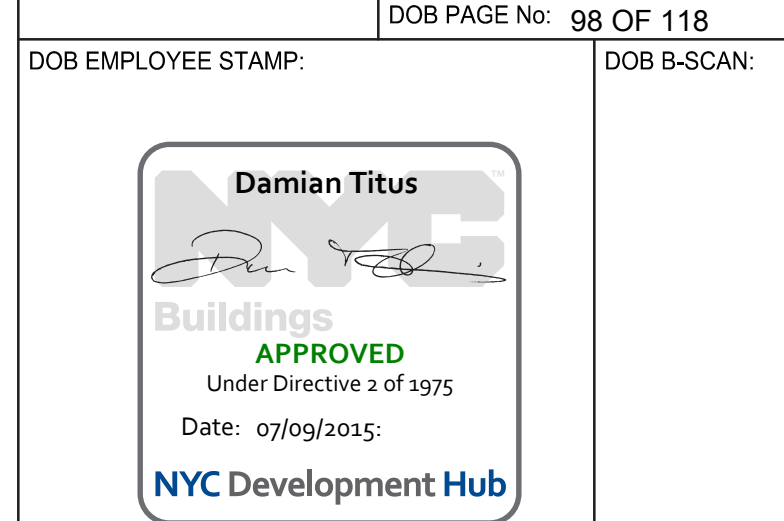
ALL DIMENSIONS ARE SHOWN IN IMPERIAL.

CONSULTANT: **WSP**
228 East 45th Street
New York, NY 10017
(212) 687-8888
www.wspgroup.com/usa

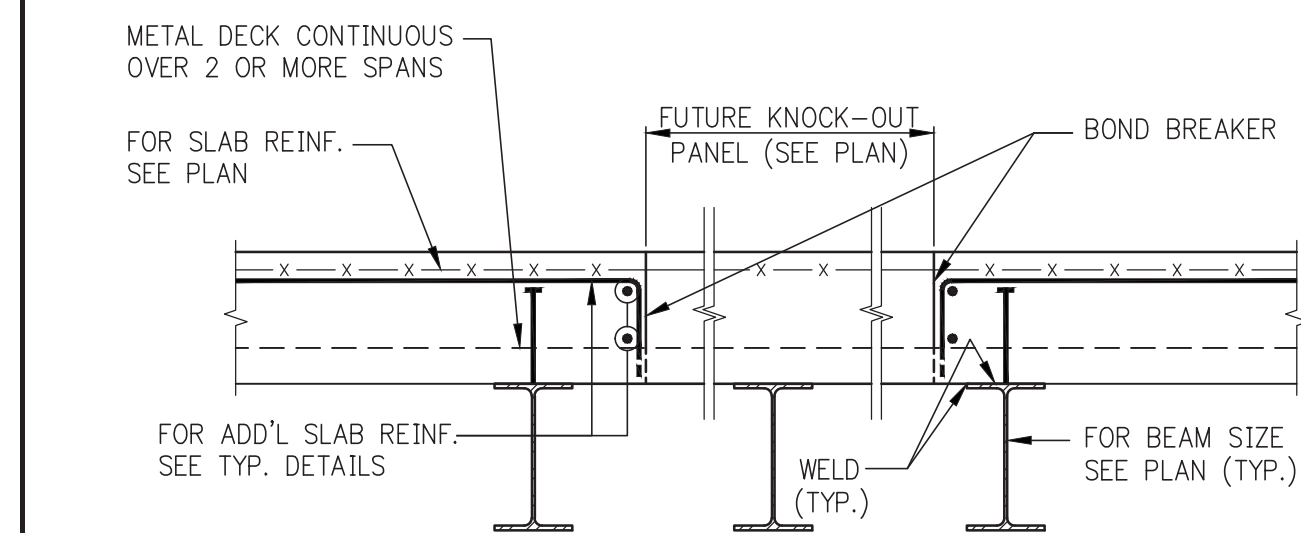
PROJECT: **217 WEST 57TH STREET**
NEW YORK, NY

DRAWING TITLE: **TYPICAL CONCRETE COLUMNS DETAILS 1**

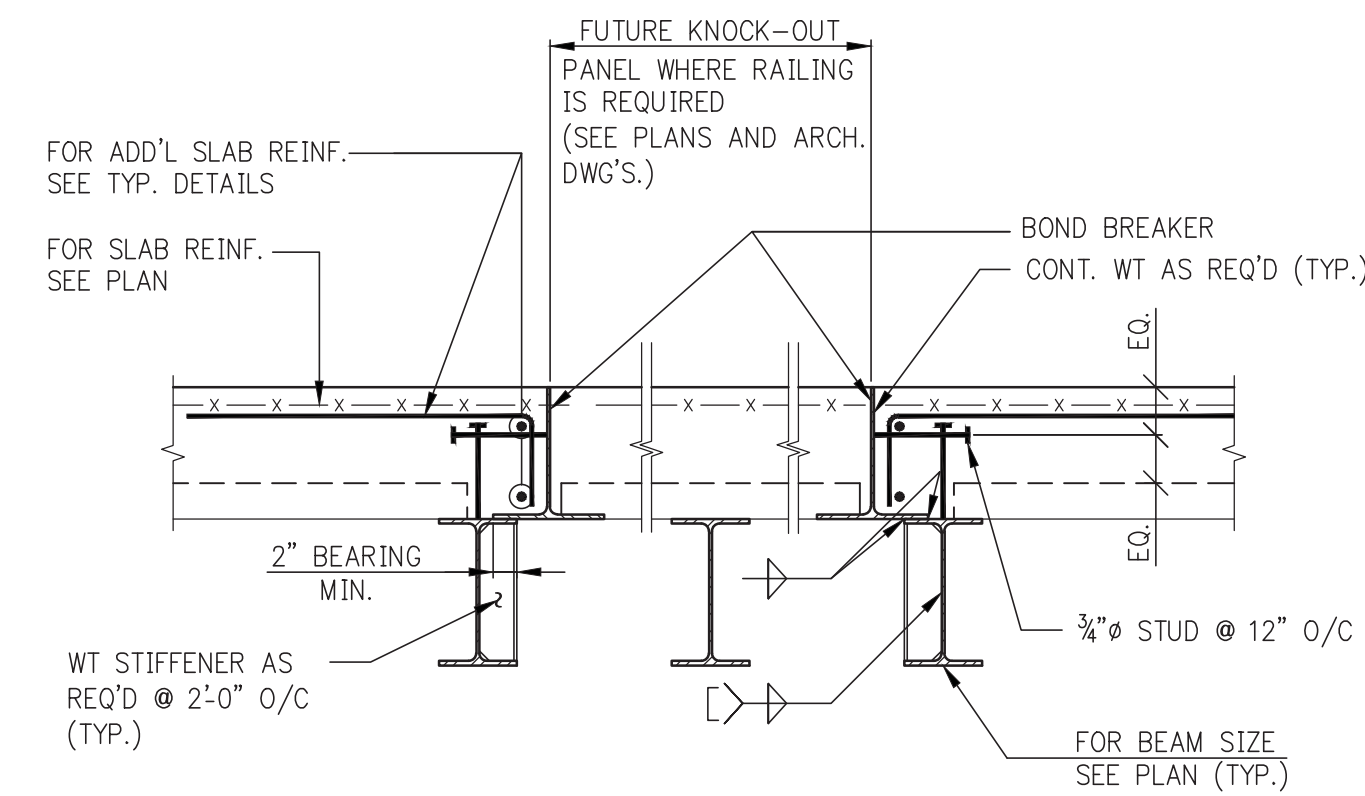
SEAL & SIGNATURE:	DATE: 03/31/14
PROJECT No: 2012185	REV: 11
DRAWN: CADD	CHK: Y.E.
SCALE: AS INDICATED	DWG No: S-513.00
DOB PAGE No: 98 OF 118	DOB 9-SCAN:



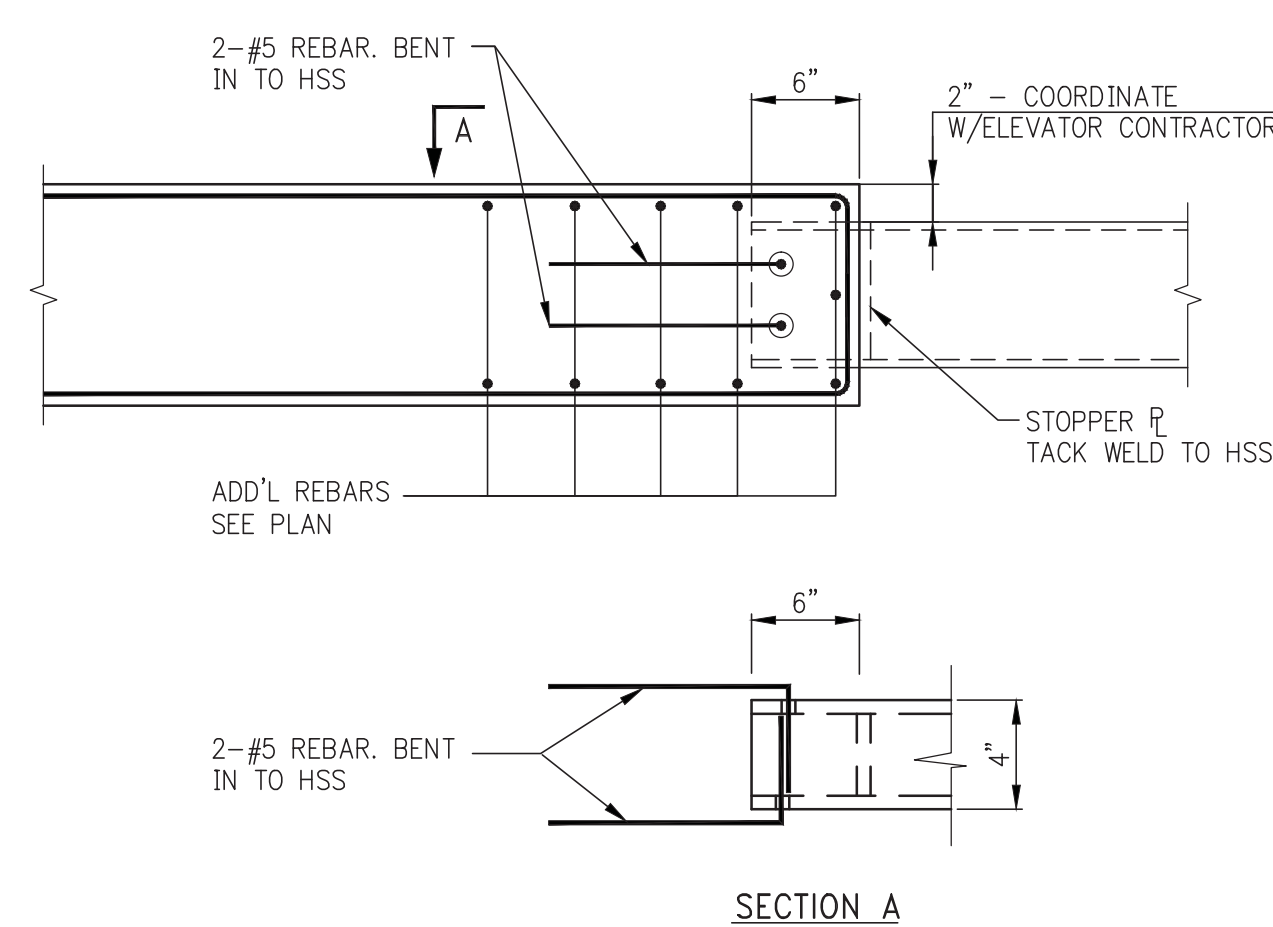
APPROVED
Under Directive 2 of 1995
Date: 07/09/2015
NYC Development Hub



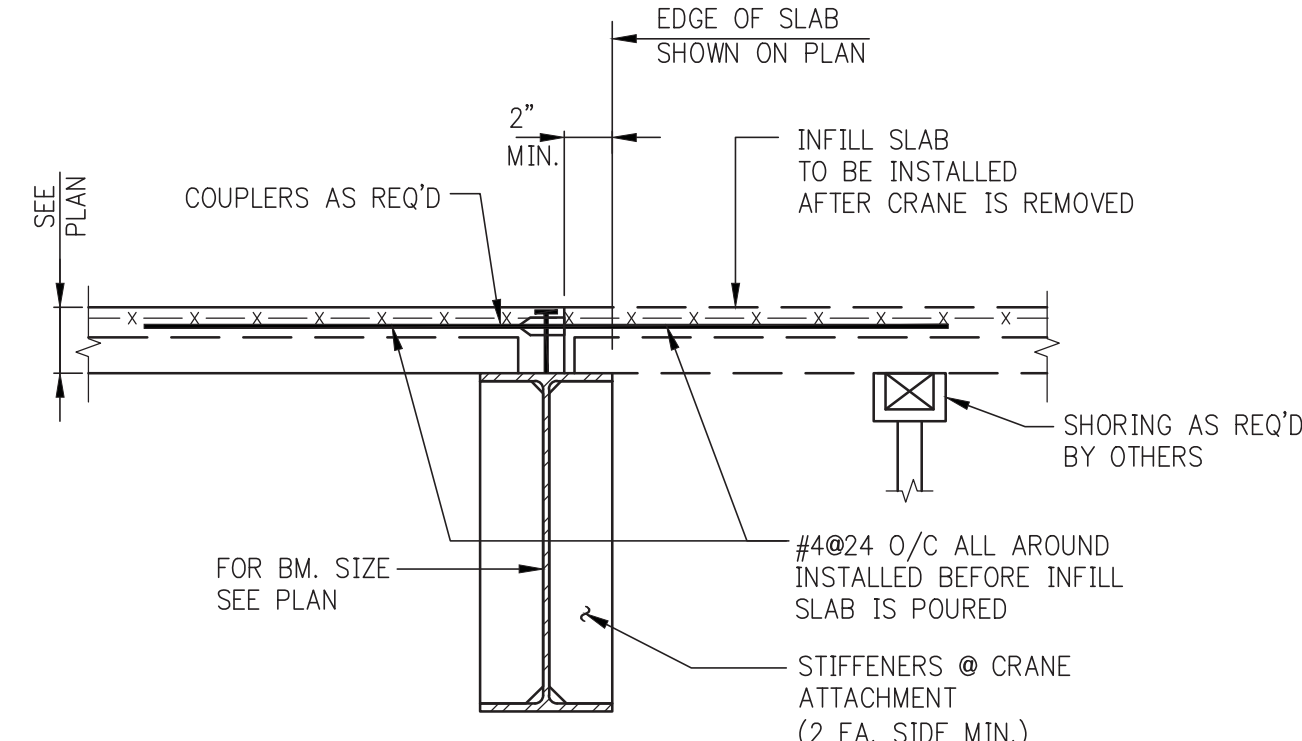
TYPICAL KNOCK OUT SLAB DETAIL ON METAL DECK - TYPE



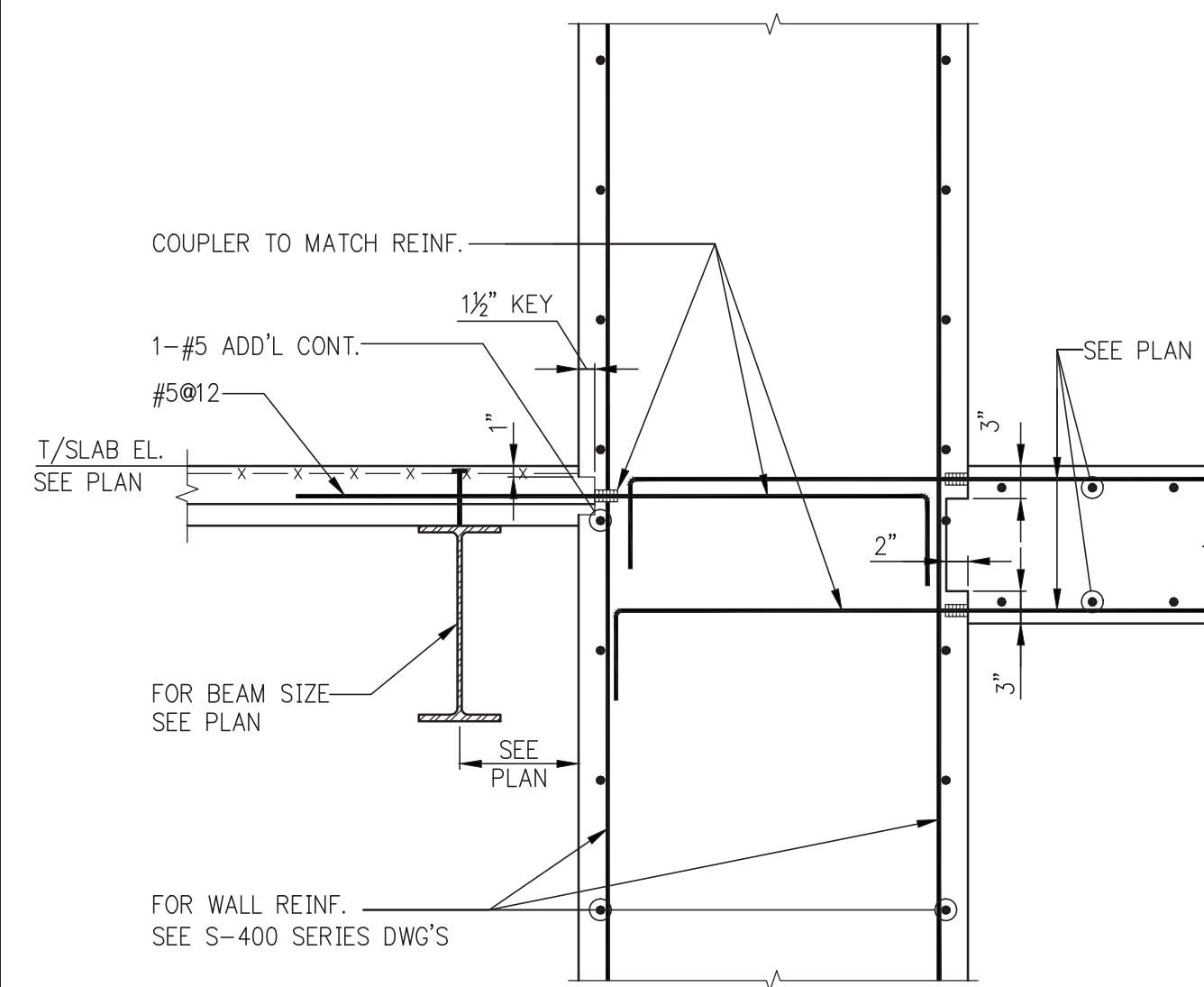
TYPICAL KNOCK OUT SLAB DETAIL ON METAL DECK - TYPE 2



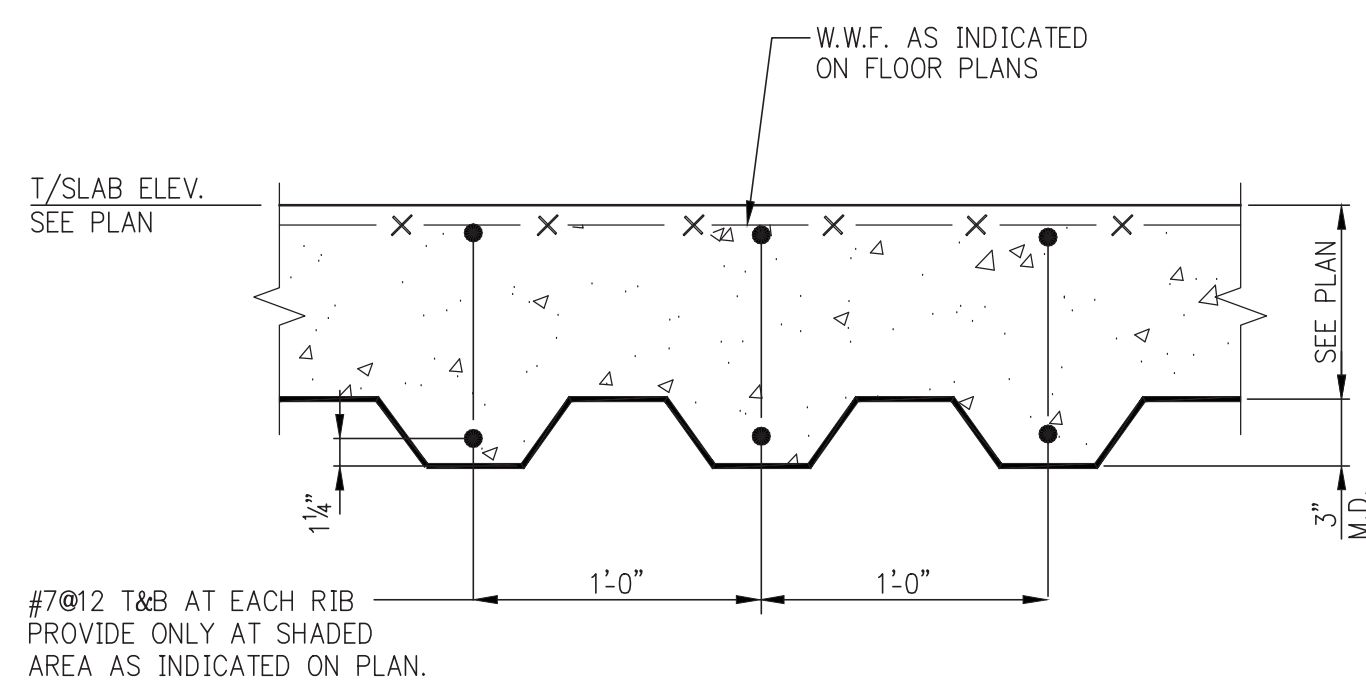
DETAIL WITHOUT ELEVATOR SILL



TYPICAL DETAIL AT TOWER CRANE OPENING

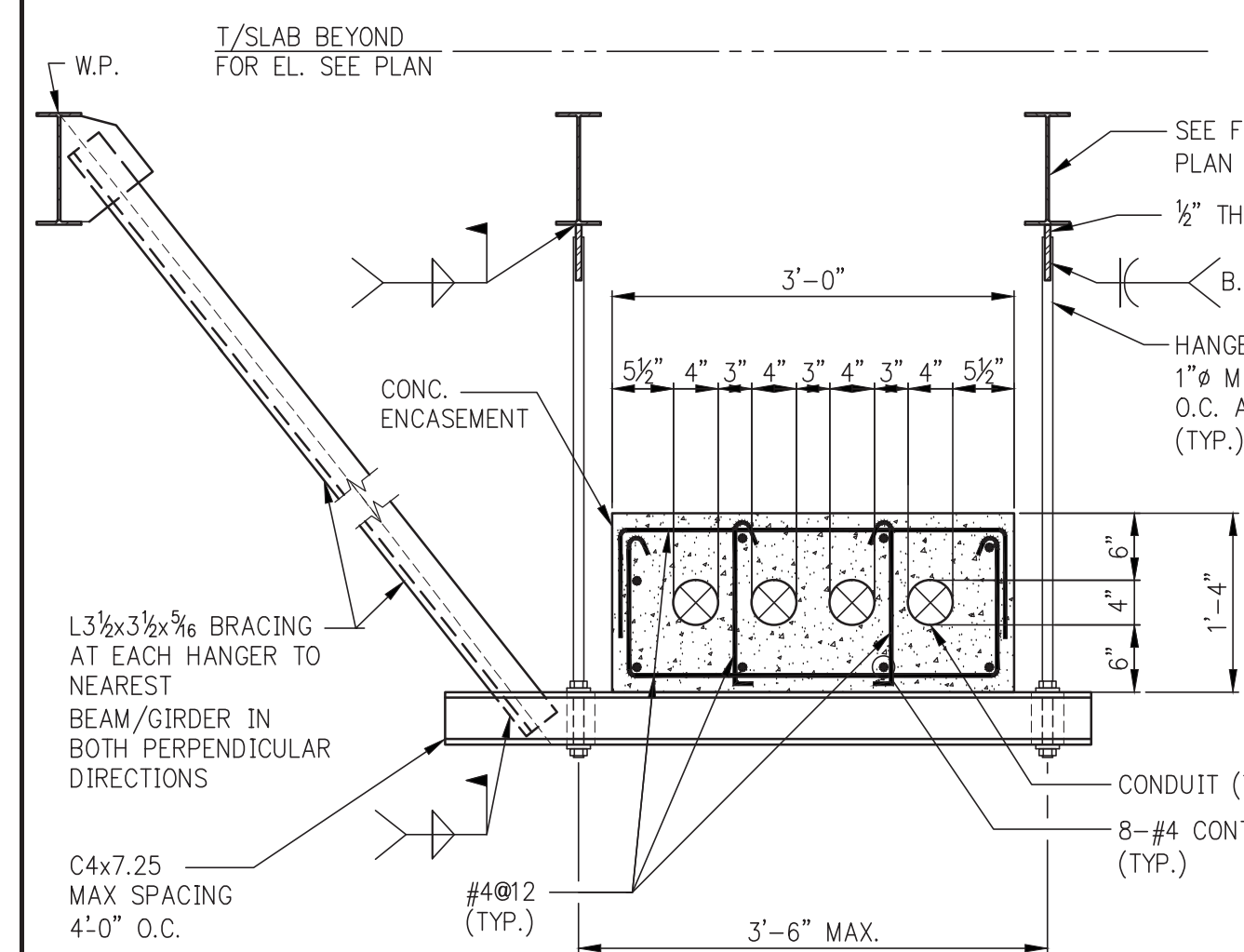


TYPICAL RING BEAM DETAIL AT SHEARWALL

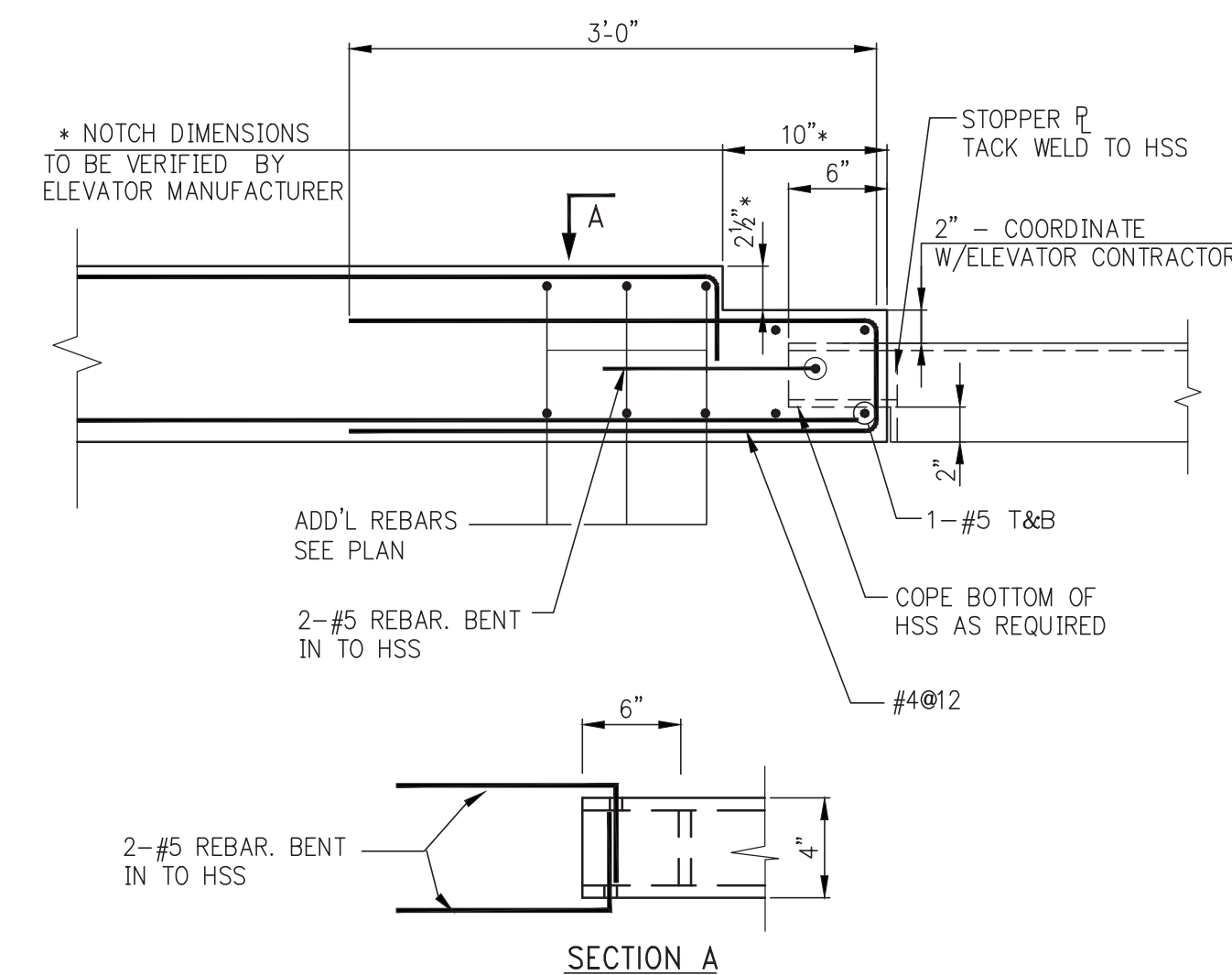


TYPICAL SLAB ON METAL DECK DETAIL
WHERE LIVE LOAD + SUPER-IMPOSED DEAD > 400 PSF
AND LIVE LOAD + SUPER-IMPOSED DEAD ≤ 600 PSF

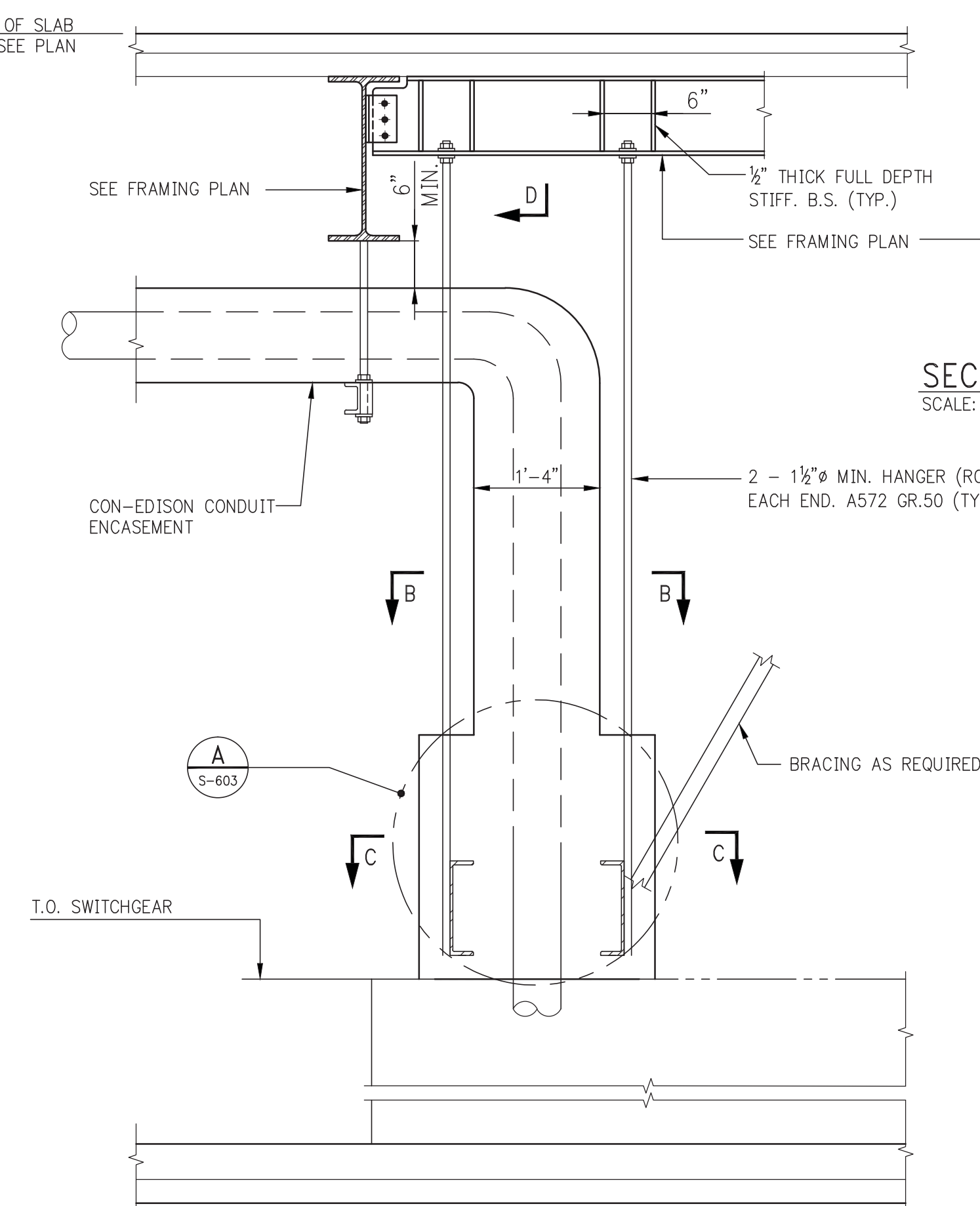
- NOTES:**
1. REINFORCEMENT SHOWN ON THIS DETAIL IS IN ADDITIONAL TO ALL OTHER REINFORCEMENT
 2. REINFORCING SHALL BE DEVELOPED 5'-0" BEYOND THE NEAREST BEAMS SHOWN OUTSIDE THE SHADED AREAS ON PLAN.



TYPICAL DETAIL OF CONDUIT ENCASEMENT AND SUPPORT FOR CUSTOMER FEEDERS

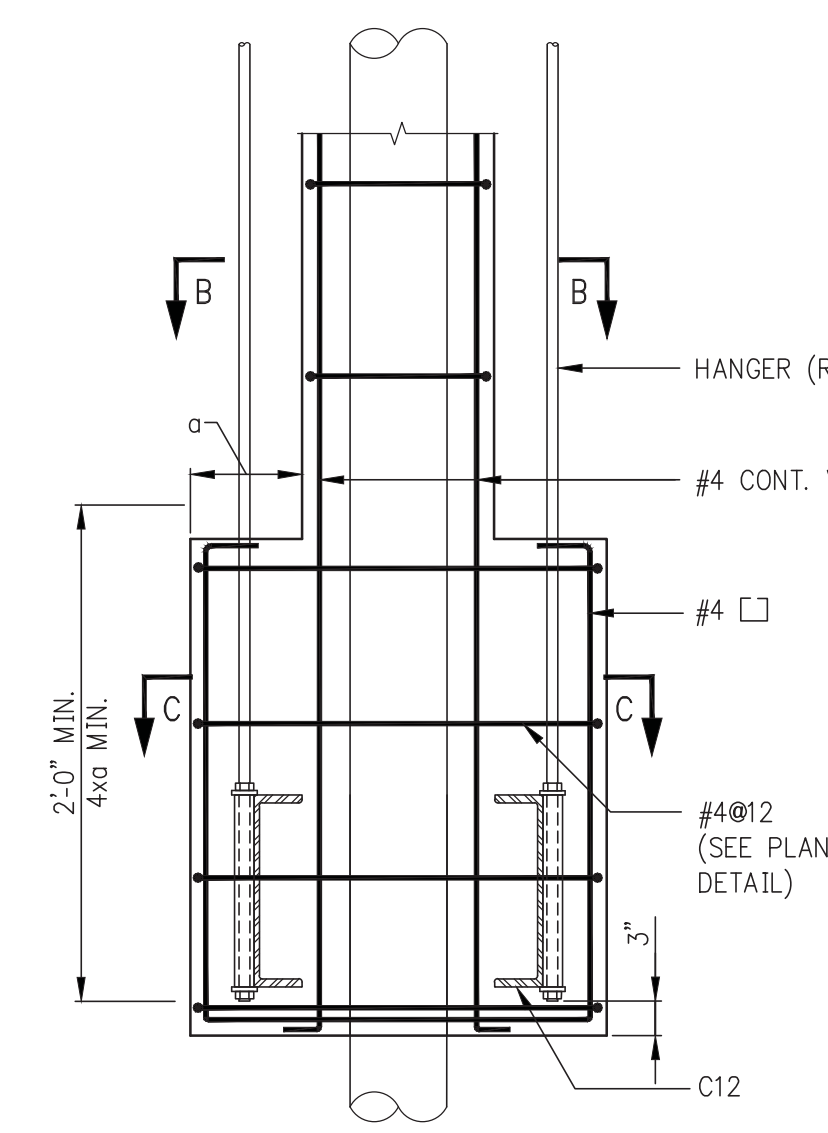


DETAIL @ ELEVATOR

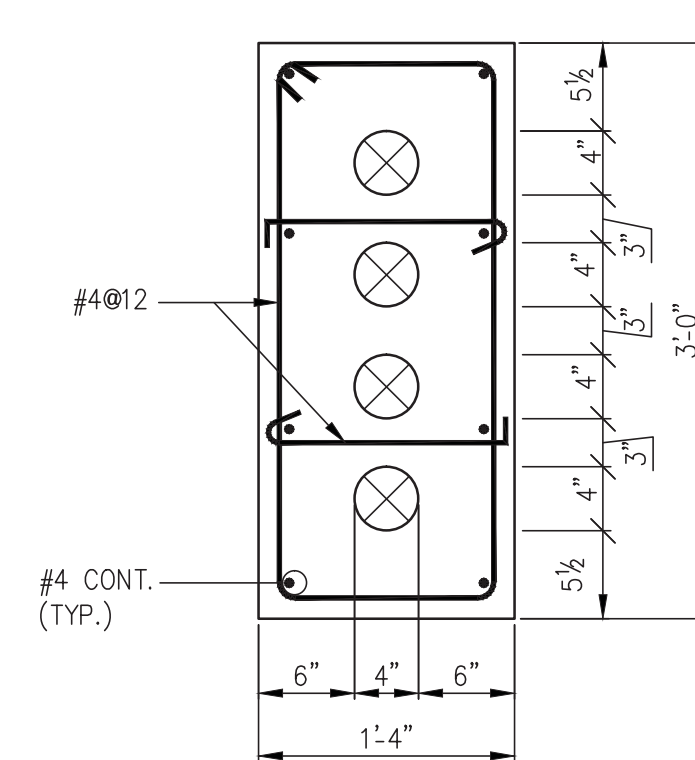


TYPICAL DETAIL OF VERTICAL CONDUIT ENCASEMENT AND
SUPPORT FOR CON-EDISON IN COMING SERVICE

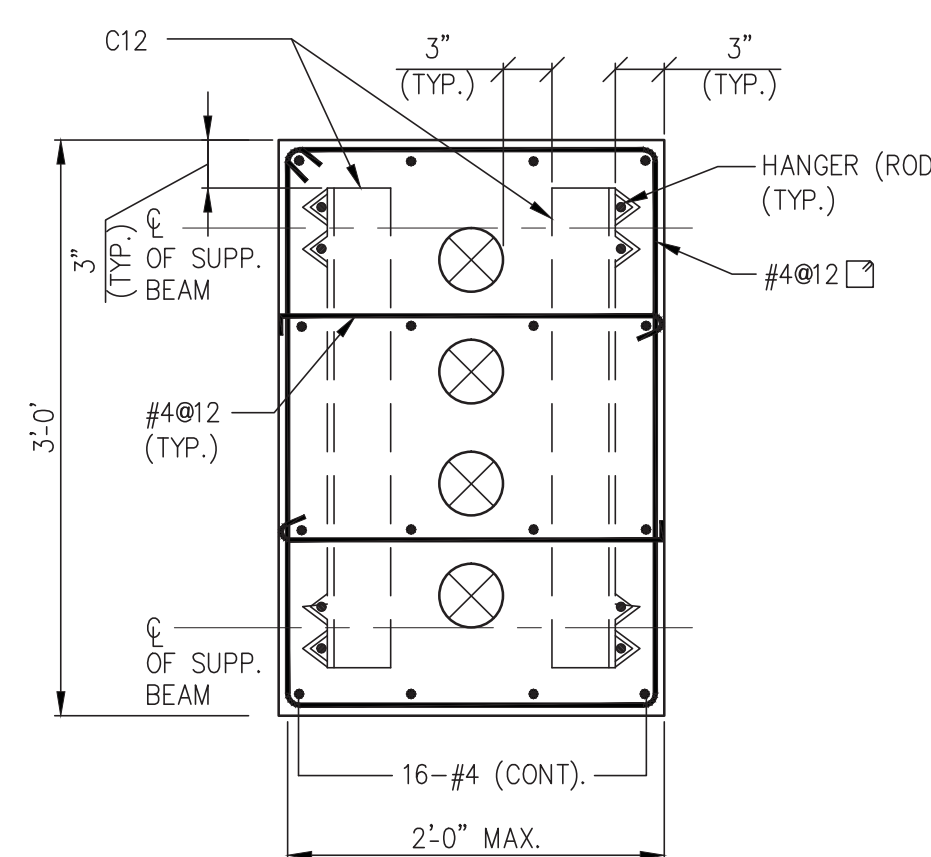
- NOTE:
FOR LOCATION AND LAYOUT OF CONDUITS SEE ARCH. & MECHANICAL DRAWINGS



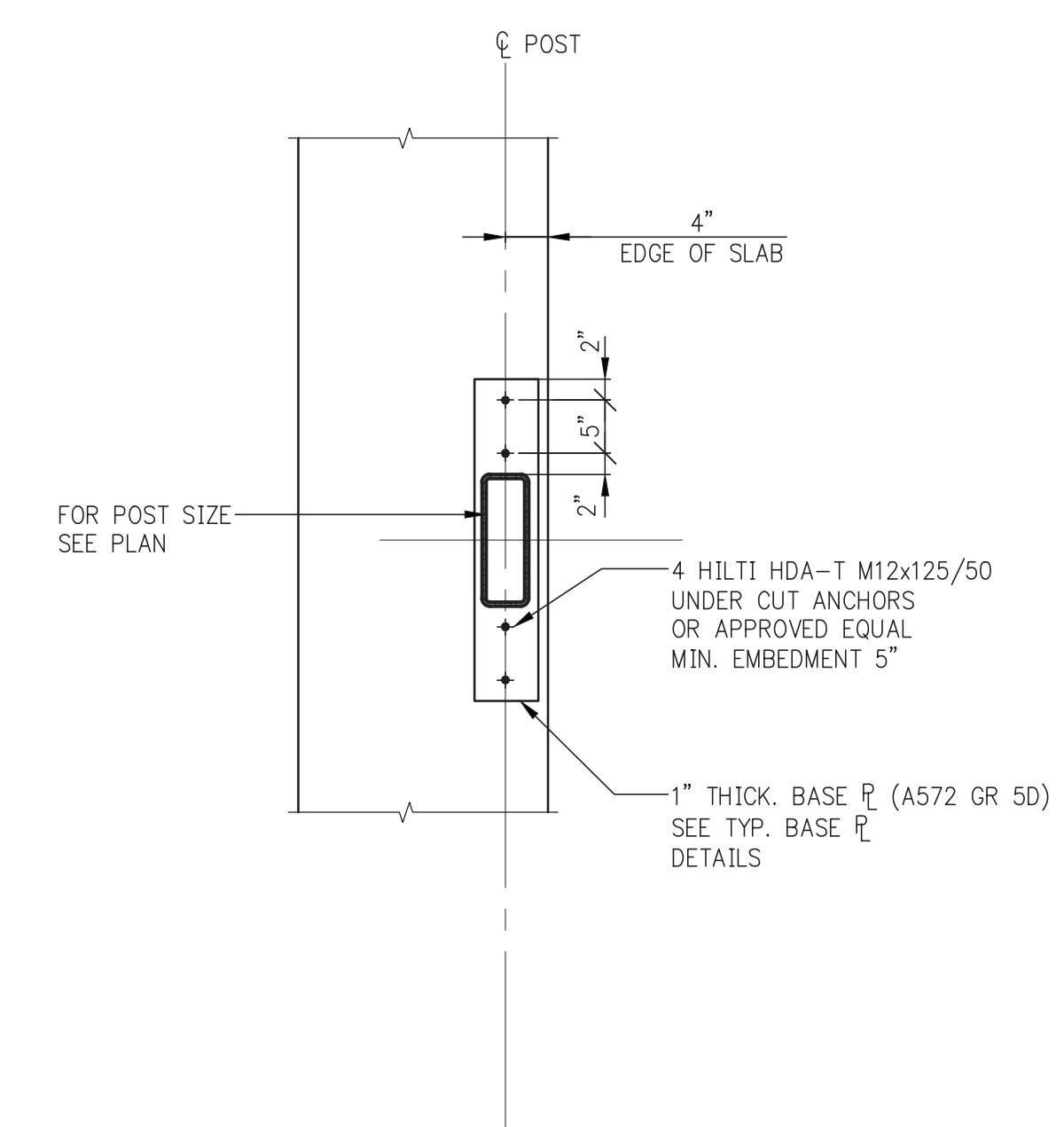
DETAIL A
SCALE: 1"=1'-0"



SECTION B-B
SCALE: 1"=1'-0"

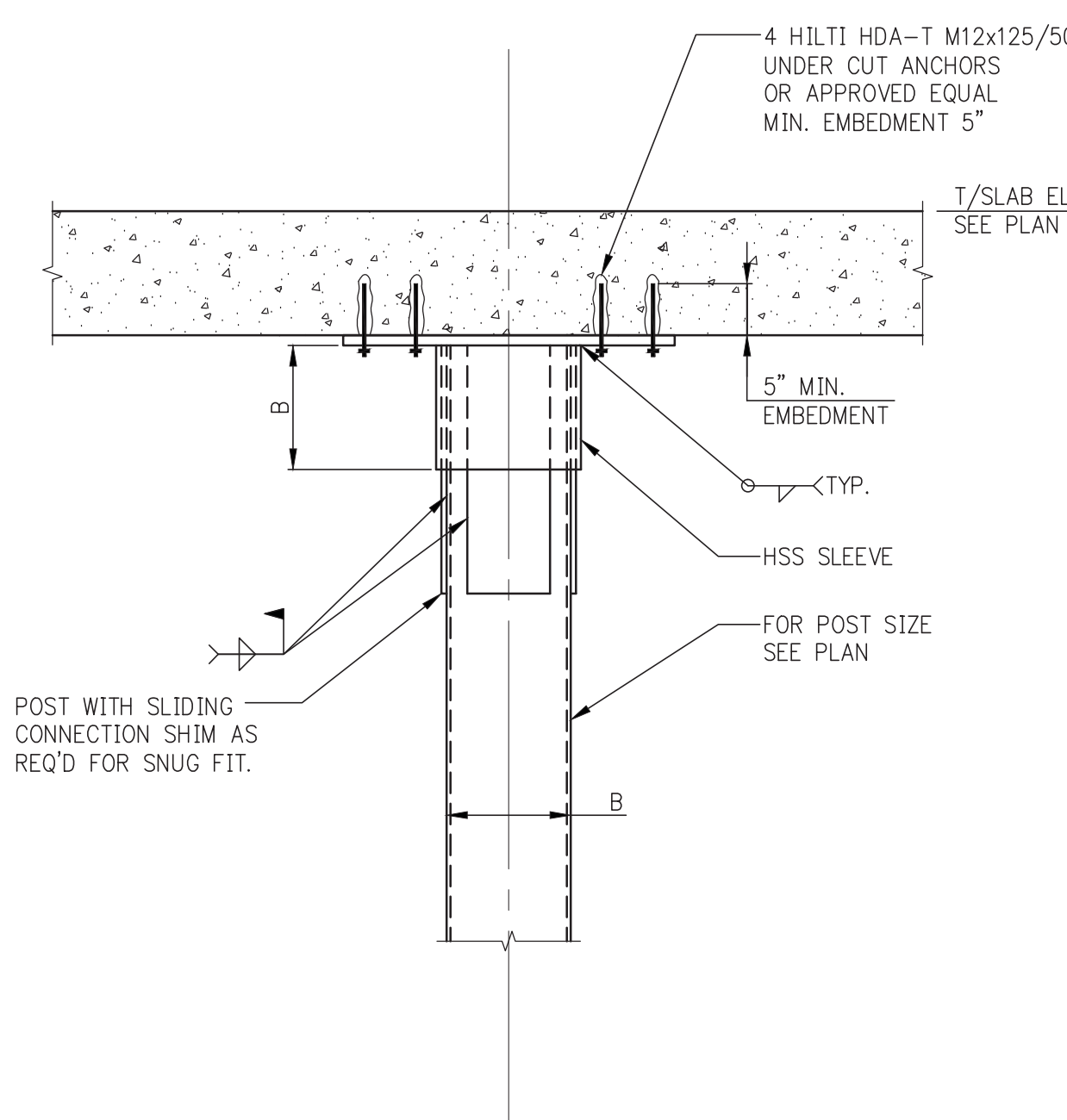


SECTION C-C
SCALE: 1"=1'-0"



TYPICAL DETAIL AT ELEVATOR POST (BASE)

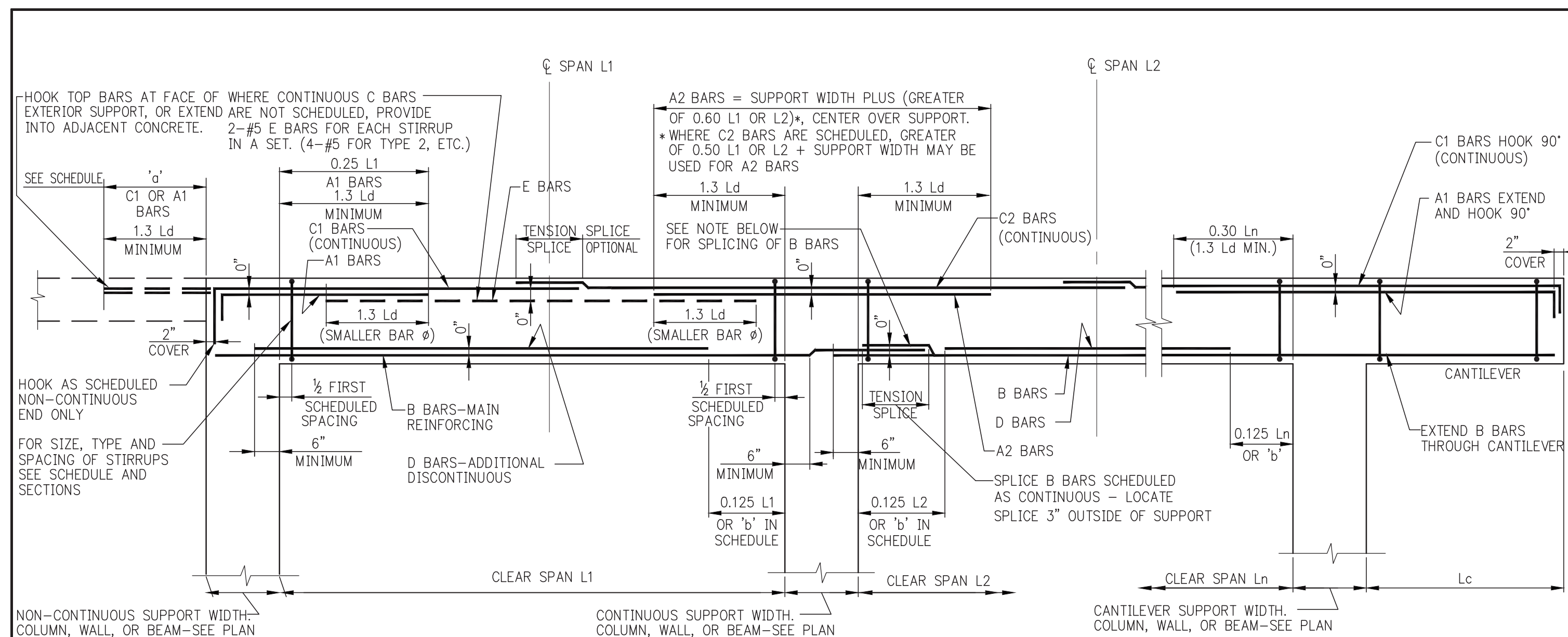
- NOTE:**
DO NOT DAMAGE EXISTING SLAB REINFORCEMENT, WHEN DRILLING ANCHORS.



TYPICAL DETAIL AT ELEVATOR POST (TOP)

- NOTES:**
1. DO NOT DAMAGE EXISTING SLAB REINFORCEMENT, WHEN DRILLING ANCHORS.
 2. FOR BALANCE OF INFORMATION SEE TYPICAL BASE DETAILS AT ELEVATOR POST, THIS DWG.
 3. DESIGN CONNECTION FOR $V_u = 10k$ IN EITHER DIRECTION.

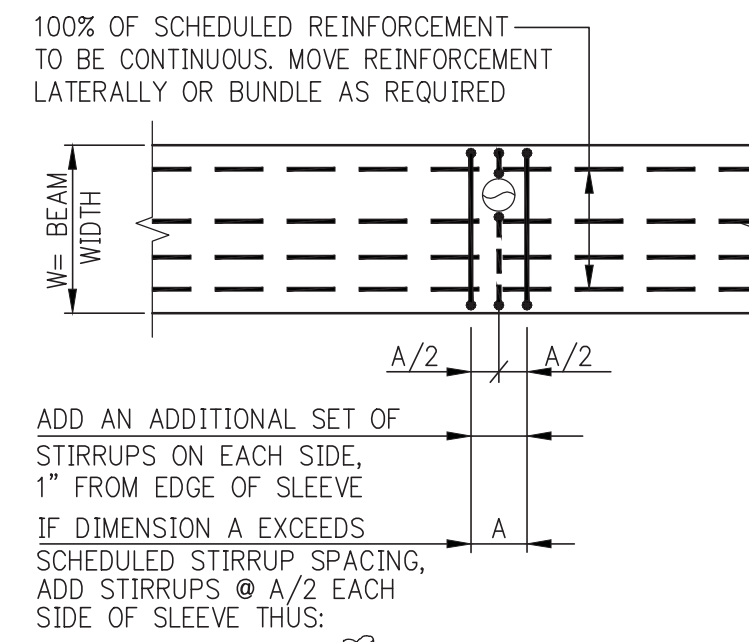
[illegible]



TYPICAL BEAM ELEVATION

b=BEAM WIDTH	MINIMUM STIRRUPS(AV) (SPACING = 5")	MINIMUM F BARS (Av) (SPACING = 52")
UP TO 12"	1-#4 @ 12" MAX.	#4 E.F. @ 12" MAX.
12" TO 24"	2-#4 @ 12" MAX.	#4 E.F. @ 12" MAX.
24" TO 36"	3-#4 OR 2-#5 @ 12" MAX.	#5 E.F. @ 12" MAX.
36" TO 42"	2-#5 @ 12" MAX.	#5 E.F. @ 12" MAX.
42" TO 48"	4-#4 OR 3-#5 @ 12" MAX.	#6 E.F. @ 12" MAX.
OVER 48"	DESIGNER TO PROVIDE	DESIGNER TO PROVIDE

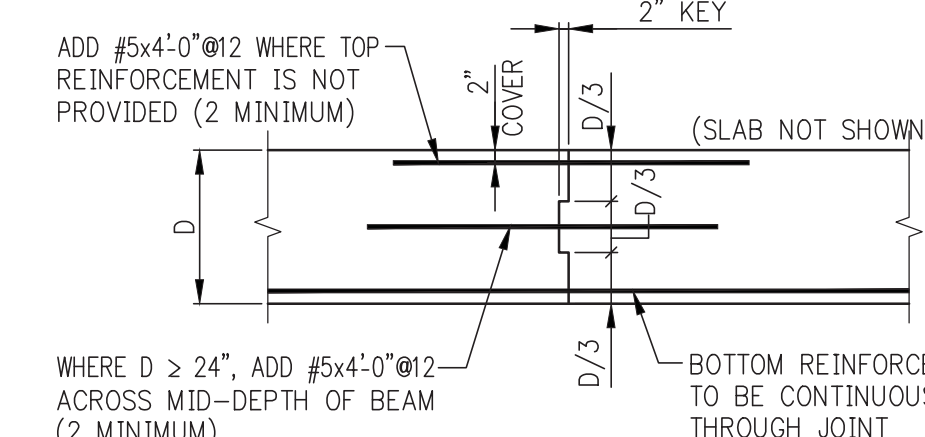
* PER ACI 11.8.4 AND 11.8.5, SPACINGS S AND S2 SHALL NOT EXCEED D/5, NOR 12 INCHES.



PLAN - VERTICAL SLEEVE IN BEAM

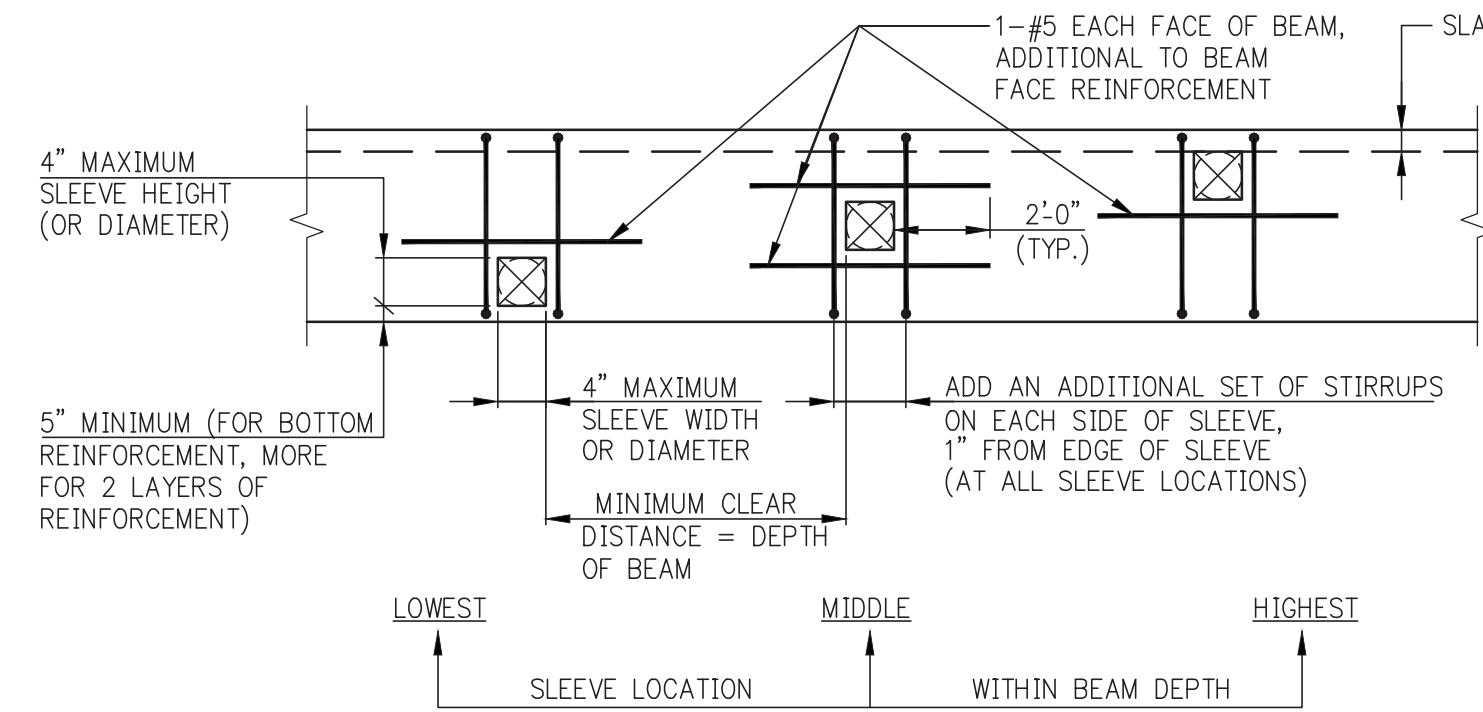
SLEEVE PENETRATIONS THROUGH BEAMS

- NOTES:
1. ALL SCHEDULED BEAM REINFORCEMENT (NOT SHOWN) IS TO BE CONTINUOUS
2. NO OPENINGS LARGER THAN 4" (SQUARE OR ROUND) ARE PERMITTED UNLESS SPECIFICALLY INDICATED ON STRUCTURAL PLANS

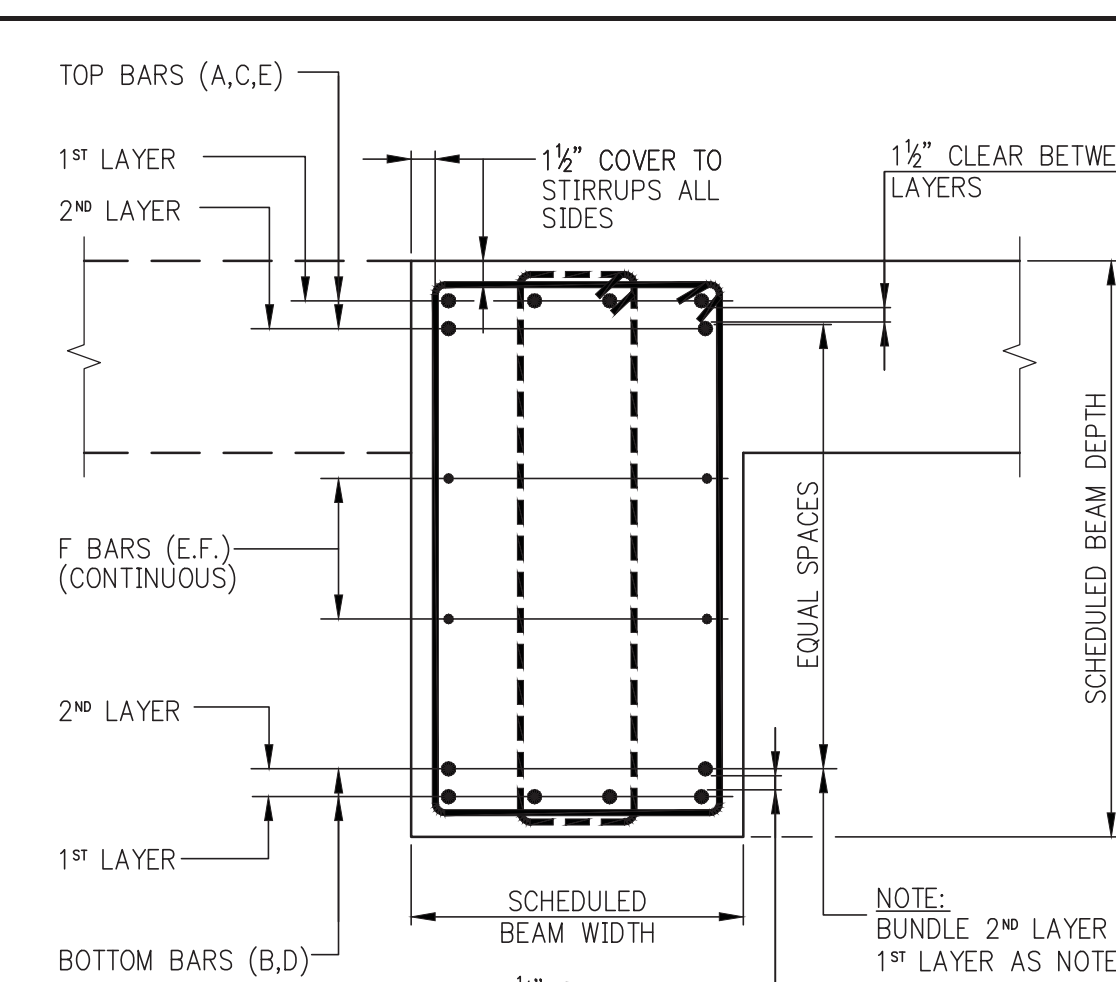


ELEVATION - BEAM CONSTRUCTION JOINT

- NOTE:
CONTRACTOR MUST SUBMIT LOCATIONS OF ALL CONSTRUCTION JOINTS TO THE ENGINEER FOR REVIEW PRIOR TO CONSTRUCTION.

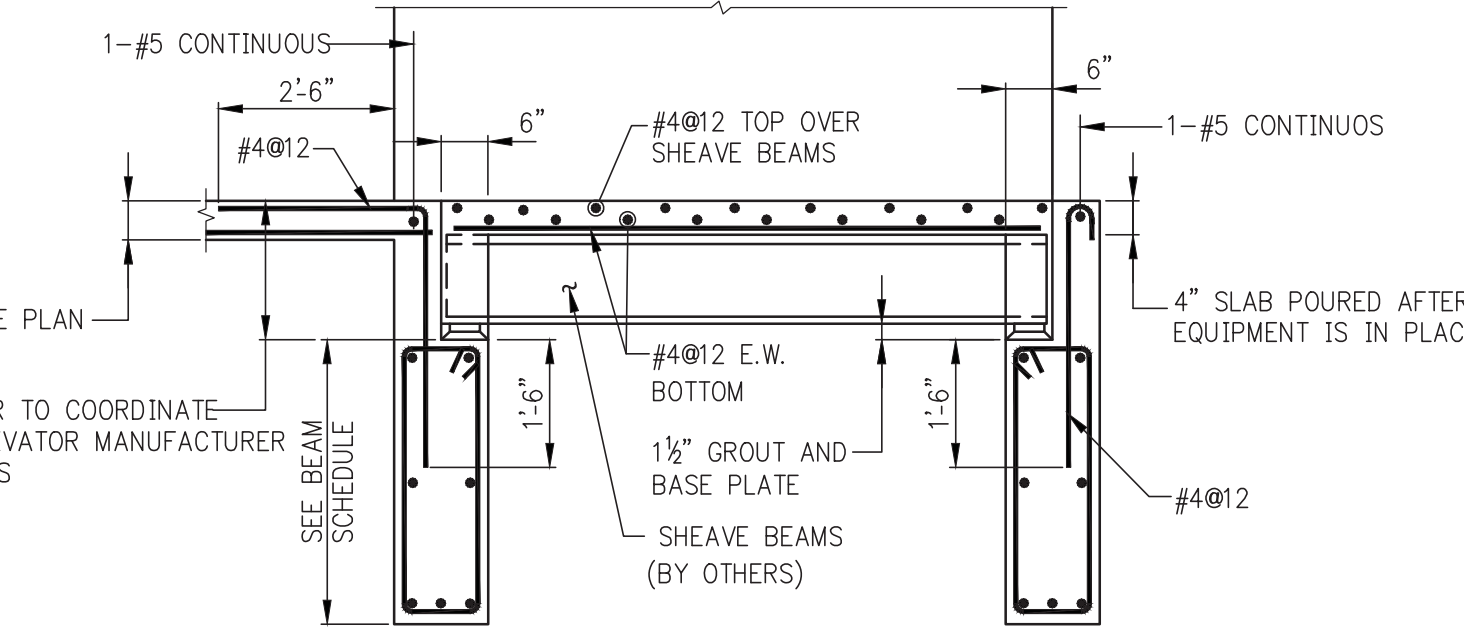


ELEVATION - HORIZONTAL SLEEVES IN BEAM



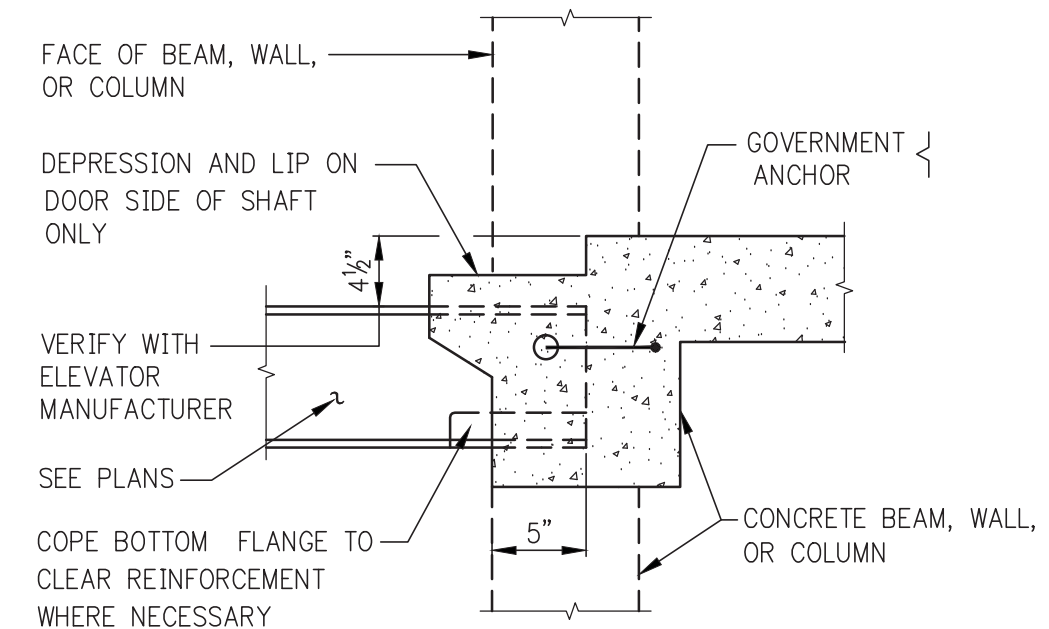
TYPICAL BEAM SECTION

- NOTES:
1. WHERE BARS ARE PLACED IN TWO LAYERS THE MINIMUM CLEAR DISTANCE BETWEEN LAYERS SHALL BE 1".
2. BEAM REINFORCEMENT SHALL BE LOCATED LATERALLY AS REQUIRED TO CLEAR COLUMN VERTICAL REINFORCEMENT.
3. WHERE BEAMS MEET AND CROSS EACH OTHER AT A SUPPORT, THE SHALLOWER BEAM SHALL HAVE ITS TOP REINFORCEMENT PLACED IN THE OUTERMOST (TOP) LAYER.
4. IN THE EVENT ONE CROSSING BEAM IS A CANTILEVER, THE CANTILEVER BEAM SHALL HAVE ITS TOP REINFORCEMENT PLACED IN THE OUTERMOST (TOP) LAYER.
5. WHERE F BARS (FACE OR "SKIN" BARS) ARE INDICATED IN THE BEAM SCHEDULE, THEY SHALL BE UNIFORMLY SPACED ON BOTH BEAM FACES AND SHALL BE CONTINUOUS, WITH STAGGERED TENSION SPLICES.
6. SEE SCHEDULE OF SHEAR REINFORCEMENT FOR DEEP BEAMS (D > Ln/4) FOR MINIMUM STIRRUP AND FACE BAR REQUIREMENTS.
7. THE FIRST STIRRUP AT EACH END SHALL BE PLACED AT 1/3 THE FIRST SCHEDULED SPACE FROM THE FACE OF SUPPORTING MEMBER. SUBSEQUENT STIRRUPS SHALL BE SPACED AS INDICATED IN THE BEAM SCHEDULE.
8. WHERE MORE THAN ONE STIRRUP IS INDICATED IN A SET, PLACE EACH SET AT THE SCHEDULED SPACING.
9. SCHEDULED STIRRUP SPACING IS THE SAME AT EACH END UNLESS OTHERWISE NOTED.



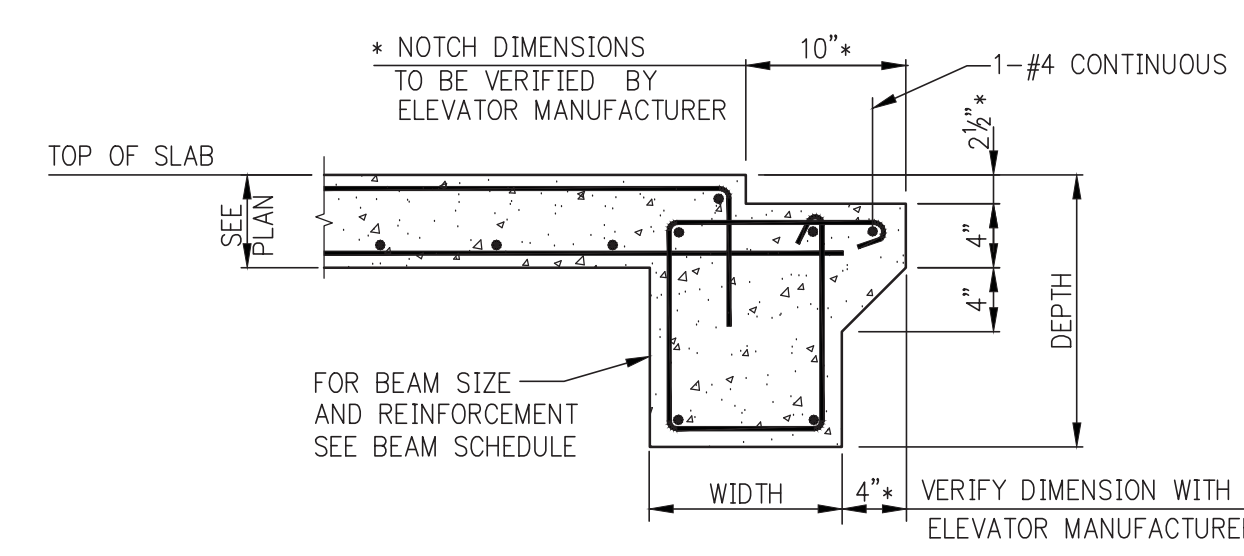
ELEVATOR SHEAVE BEAM

- NOTE:
SHEAVE BEAMS TO BE SET BY ELEVATOR CONTRACTOR.

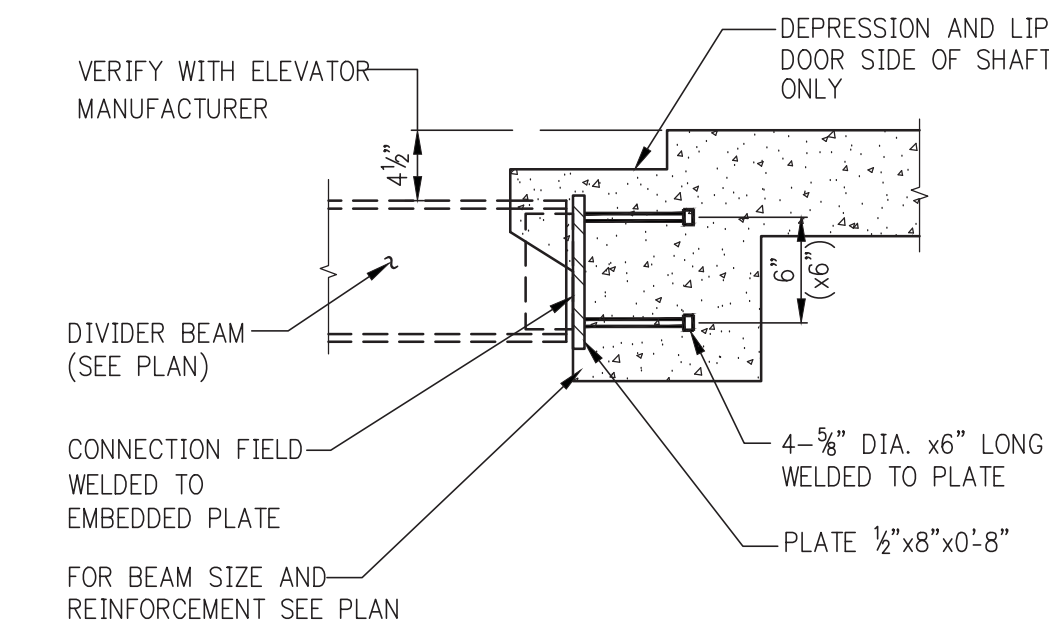


ELEVATOR DIVIDER BEAM CONNECTION

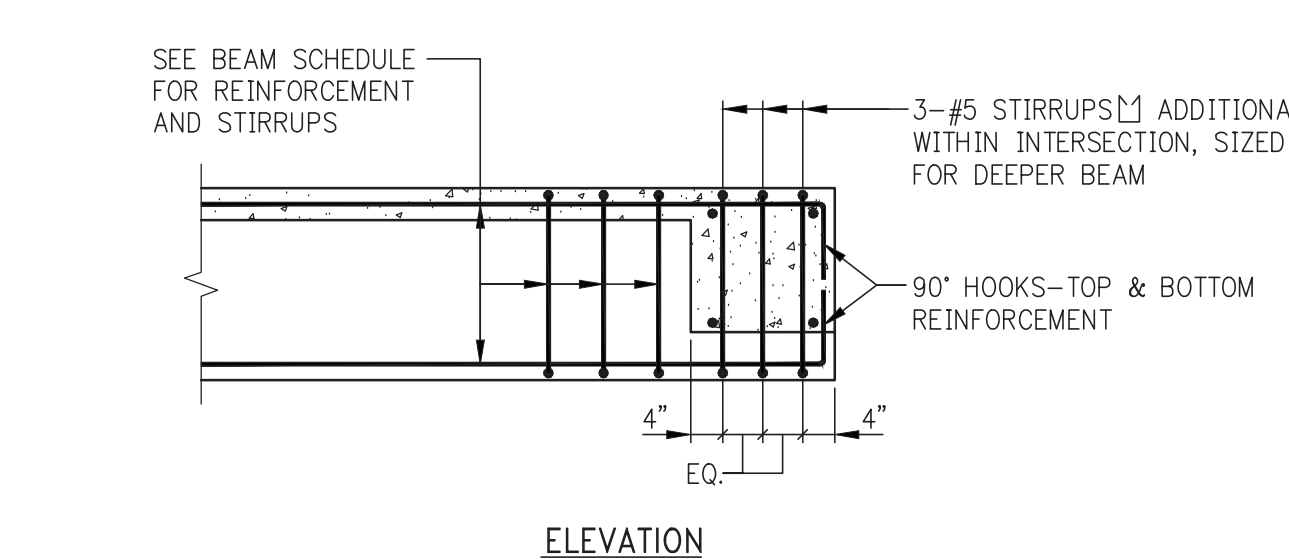
- NOTE:
SHEAVE BEAMS TO BE SET BY ELEVATOR CONTRACTOR.



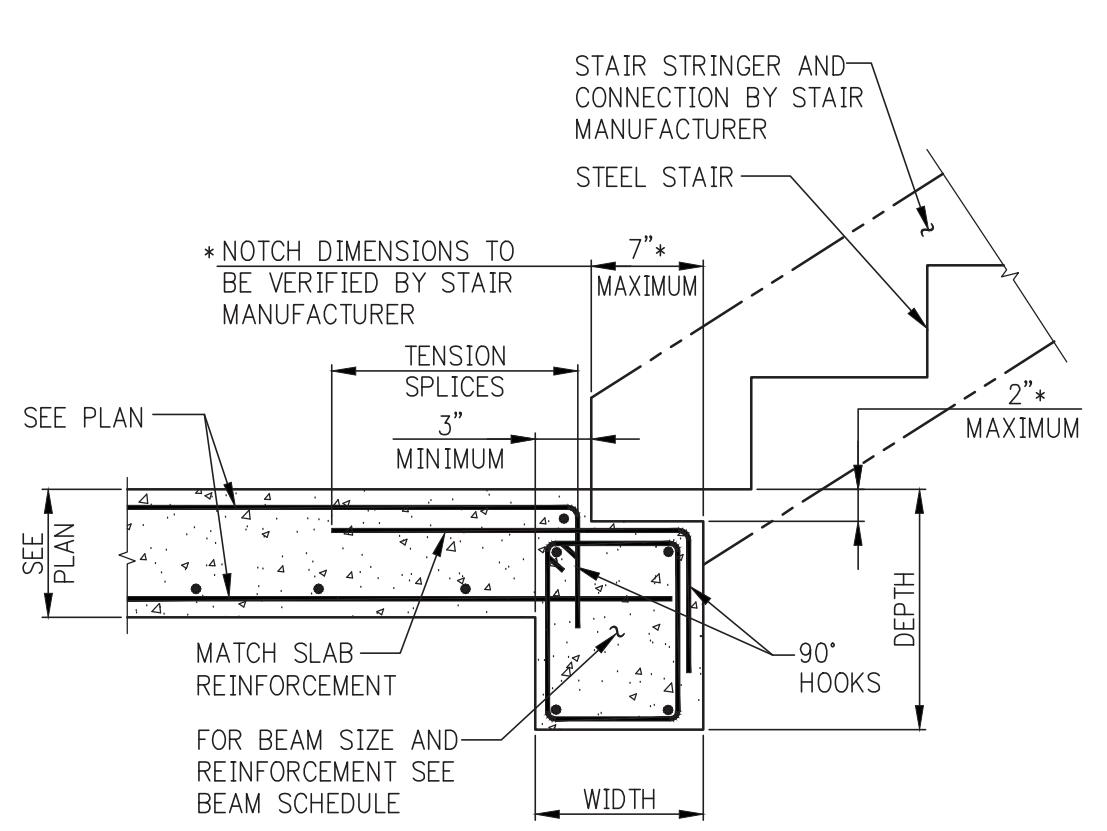
BEAM AT ELEVATOR SILL



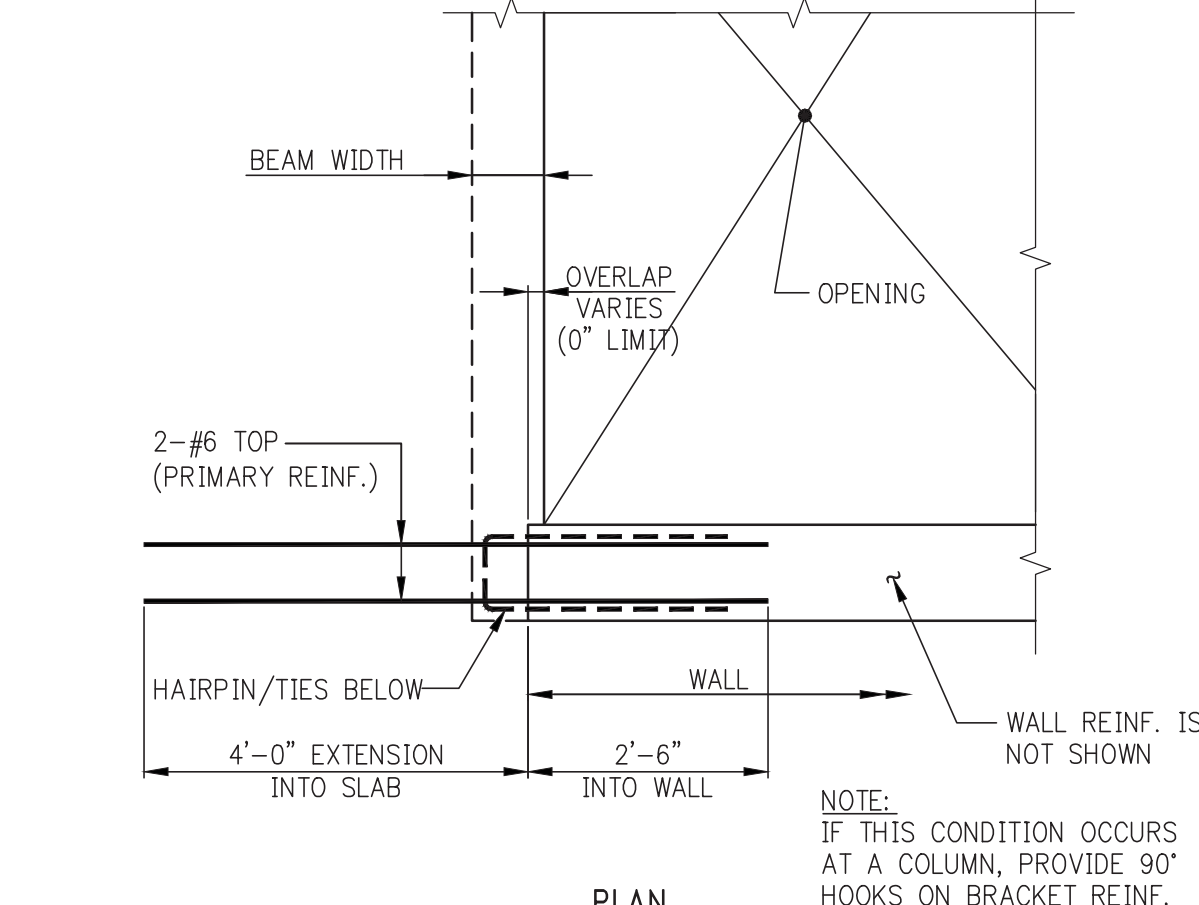
ALTERNATIVE ELEVATOR DIVIDER BEAM CONNECTION



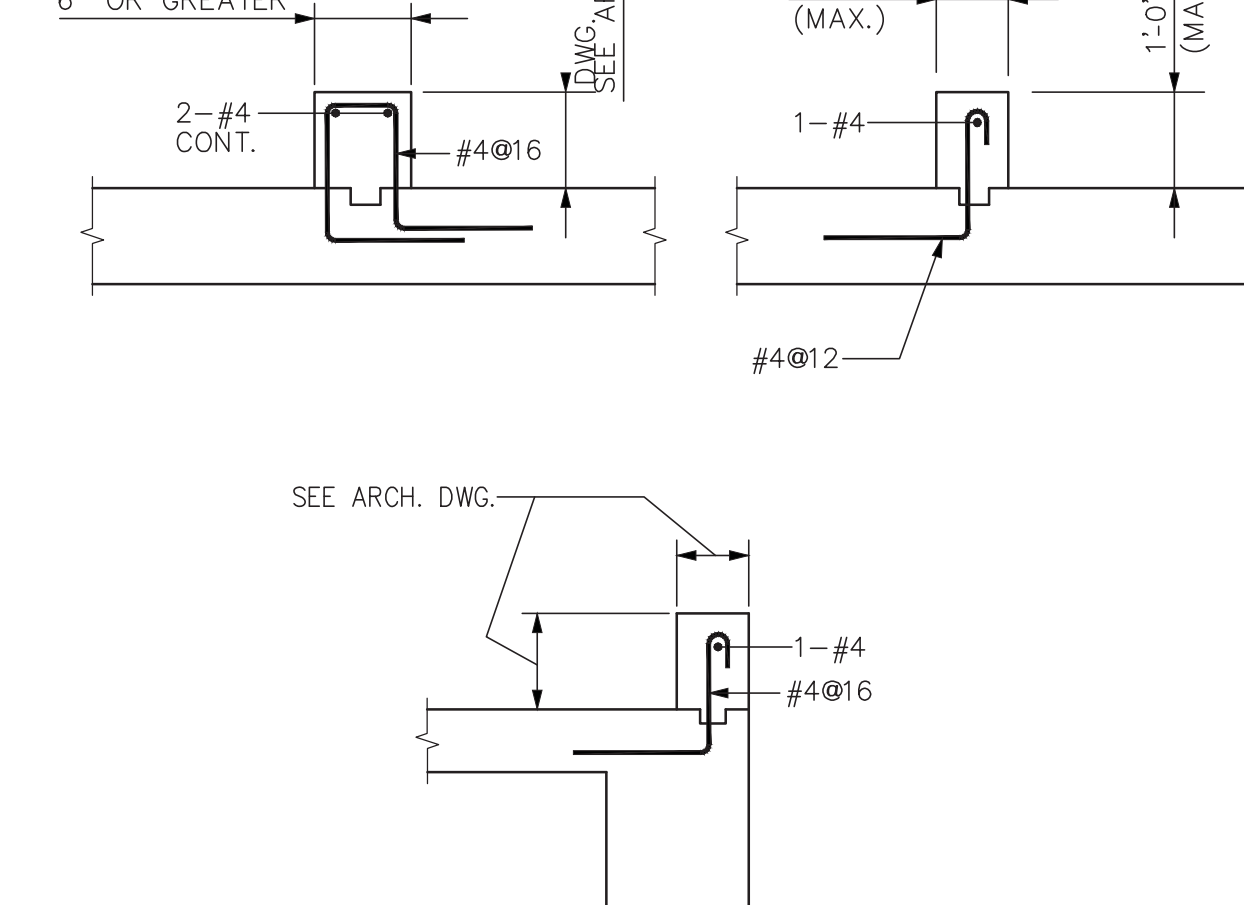
DEEP BEAM FRAMING INTO SHALLOW BEAM



EDGE BEAM AT STEEL STAIR SUPPORT

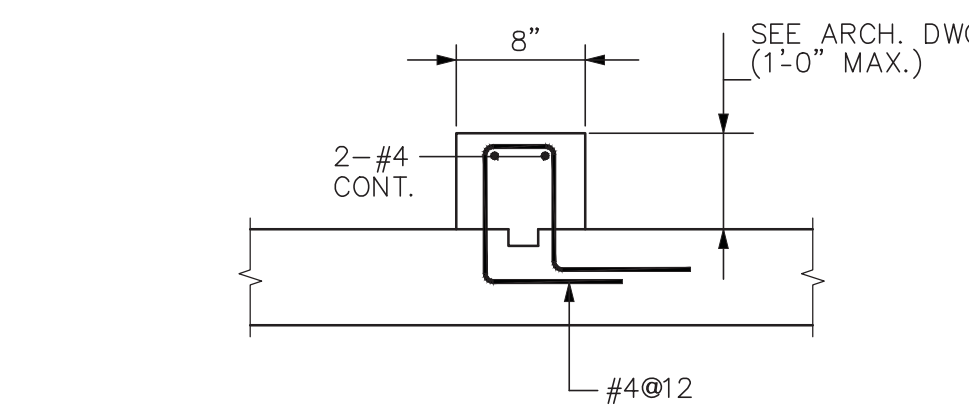


BEAM SUPPORT BRACKET AT END OF WALL



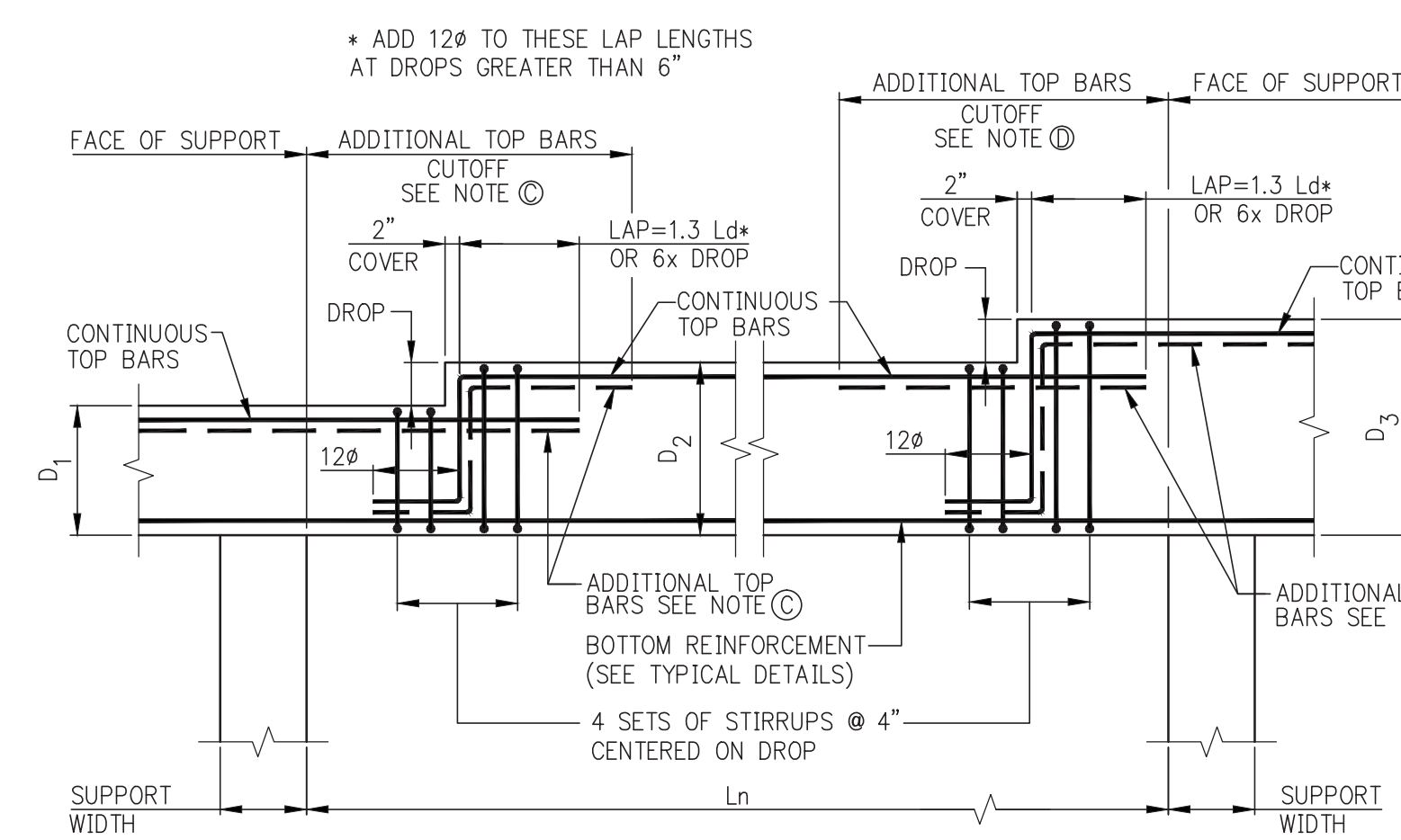
TYPICAL CONCRETE CURB DETAILS

- NOTE: FOR LOCATION SEE ARCH. MECH. DWGS



TYPICAL CONCRETE CURB DETAIL (WITH CURTAIN WALL INSERTS)

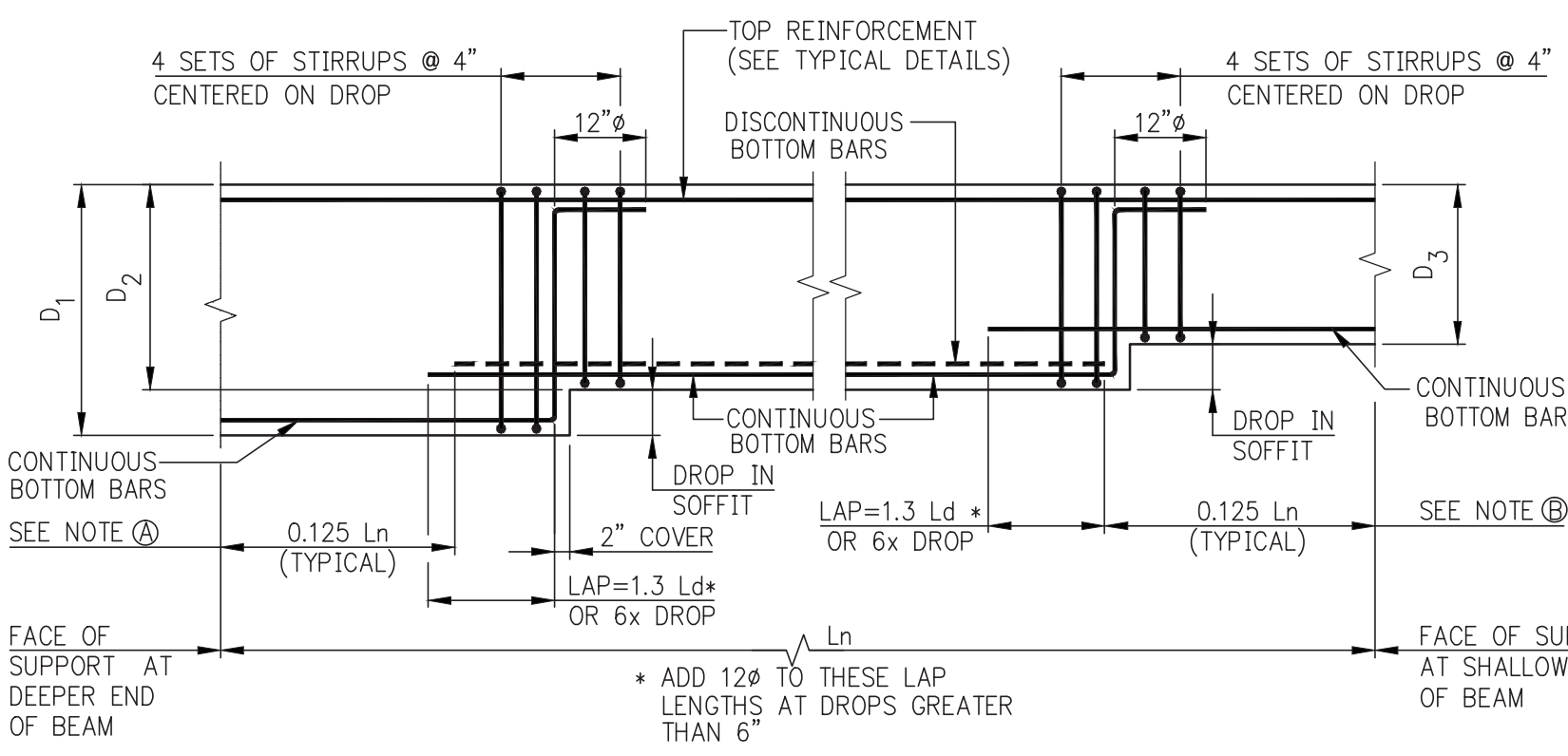
- NOTE: FOR LOCATION SEE ARCH. MECH. DWGS



ELEVATION - DROP AT TOP OF BEAM

- NOTE (A):
IF LAP LENGTH OF LOWER ADDITIONAL TOP BARS (D₂) EXTENDS BEYOND THE CUTOFF LENGTH, THEN ADDITIONAL TOP BARS NEED NOT BE PLACED AT TOP OF DEEPER PORTION OF BEAM (D₂)

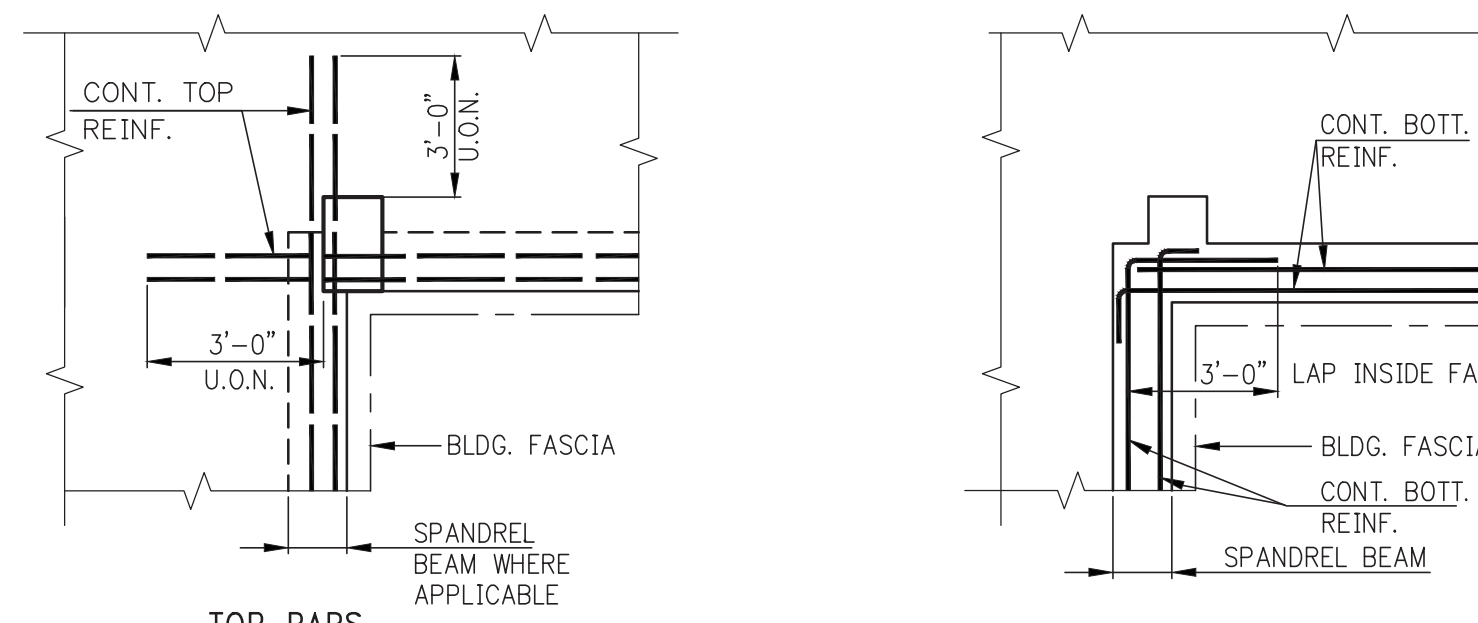
- NOTE (B):
IF DROP OCCURS BEYOND THE CUTOFF LENGTH OF UPPER LEVEL ADDITIONAL TOP BARS (D₁), THEN ADDITIONAL TOP BARS NEED NOT BE PLACED IN SHALLOWER PORTION OF BEAM (D₂)



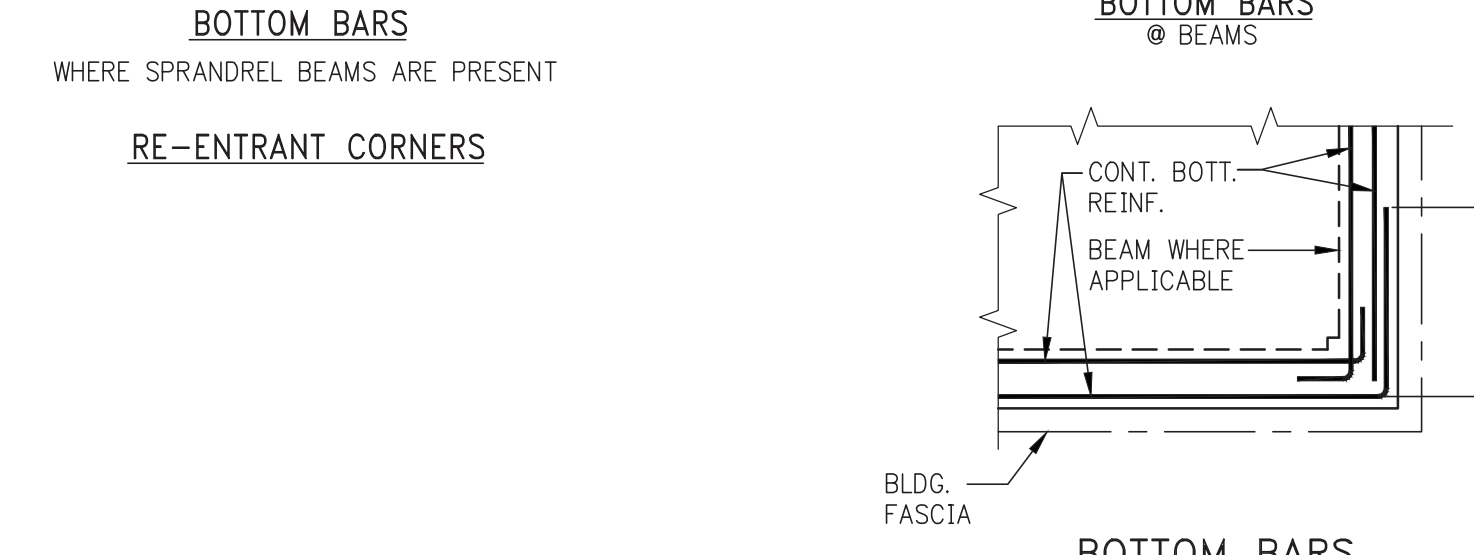
ELEVATION - DROP IN BEAM SOFFIT

- NOTE (A):
IF DISCONTINUOUS BOTTOM BARS ARE CUT OFF WITHIN SPlice LENGTH OF CONTINUOUS BOTTOM BARS, THEN DISCONTINUOUS BOTTOM BARS NEED NOT BE CONTINUED AT BOTTOM OF DEEPER PORTION OF BEAM (D₁)

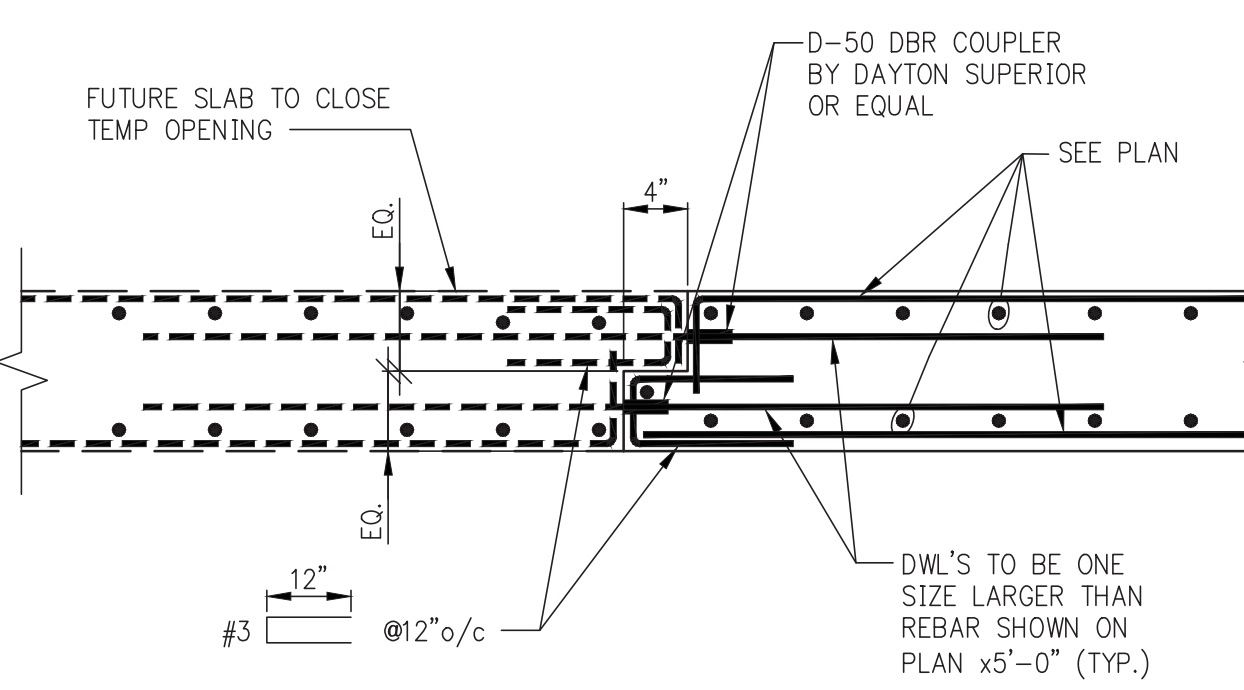
- NOTE (B):
IF DROP OCCURS WITHIN TYPICAL CUTOFF OF DISCONTINUOUS BOTTOM BARS, THEN DISCONTINUOUS BOTTOM BARS NEED NOT BE CONTINUED IN SHALLOWER PORTION OF BEAM (D₂)



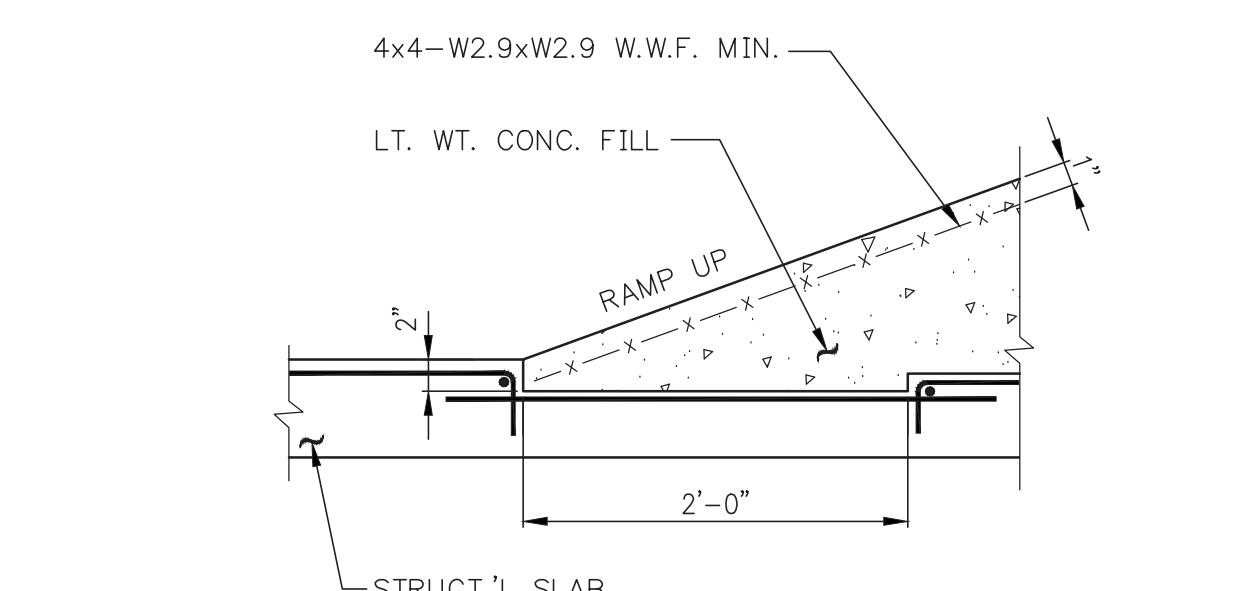
TYPICAL EXTERIOR SLAB EDGE REINF. AT CORNERS



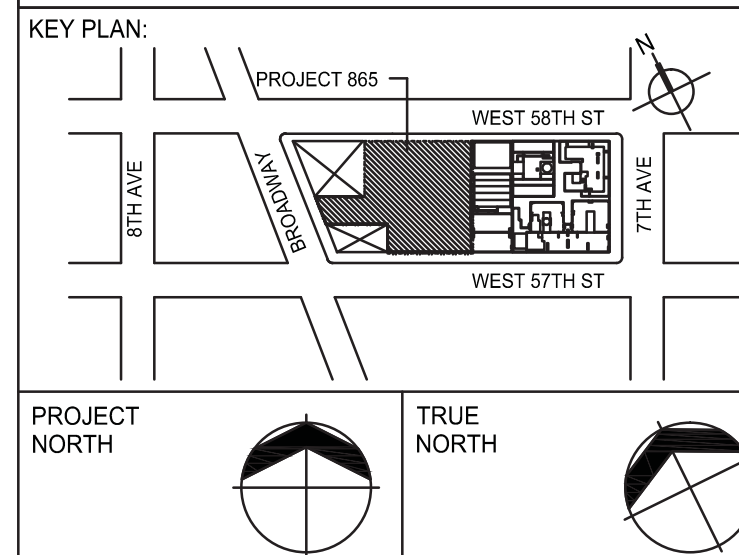
RE-ENTRANT CORNERS



TYPICAL DETAIL @ KNOCK OUT PANEL



RAMP ON CONCRETE SLAB



DEVELOPER: **EXTELL DEVELOPMENT COMPANY**

805 THIRD AVENUE, 7TH FLOOR
New York, NY 10022 USA
TEL: 212 712 6000 FAX: 212 712 6100

DESIGN ARCHITECT: **Base Building Shell & Core**

ADRIAN SMITH + GORDON GILL ARCHITECTURE
111 WEST MONROE STREET SUITE 2300
CHICAGO IL 60603
TEL: 312 920 1888 FAX: 312 920 1775

INTERIOR DESIGNER: **Residential**

Rottet Architecture and Design Studio, PLLC
238 Fifth Ave, 7th Floor
New York, NY 10001
TEL: 646 998 7000 FAX: 646 998 7150

ARCHITECT OF RECORD: **Base Building Shell, Core, & Residential**

AAI ARCHITECTS, P.C.
401 Washington St., 3rd Floor
Toronto, ON M5V 1E7 Canada
TEL: 416 967 1500 FAX: 416 967 7150

STRUCTURAL ENGINEERS:

WSP
228 East 45th Street
New York, NY 10017 USA
TEL: 212 687 8888 FAX: 646 487 5501

MEP ENGINEERS:

AKF GROUP
1501 Broadway
New York, NY 10036 USA
TEL: 212 354 5656 FAX: 212 354 5668

GEOTECHNICAL ENGINEERS:

Langan Engineering & Environmental Services
21 Penn Plaza - 380 West 31st Street, 8th Floor
New York, NY 10001-2727
TEL: 212 479 5400 FAX: 212 479 5444

CODE CONSULTANTS:

Construction Consulting Associates
100 Church Street
New York, NY 10007
TEL: 212 385 1818 FAX: 212 385 1911

CURTAINWALL CONSULTANT:

AJLP Consulting
40 Worth Street, Suite 605
New York, NY 10013
TEL: 212 757 8559 FAX: 646 219 8508

LANDMARK/PRESERVATION CONSULTANT:

Jan Hird Pokorny Associates, Inc.
39 West 37th Street, 12A
New York, NY 10018
TEL: 212 759 6462 FAX: 212 759 6540

No.	DESCRIPTION	DATE
1	SCHEMATIC DESIGN	03-31-2014
2	ISSUED FOR SCHEMATIC DESIGN	04-04-2014
3	STEEL BID PACKAGE	05-22-2014
4	SUPERSTRUCTURE CONCRETE BID	06-02-2014
5	DESIGN DEVELOPMENT	07-01-2014
6	ISSUED FOR DESIGN DEVELOPMENT	07-31-2014
7	CD PROGRESS ISSUE 1	10-15-2014
8	ISSUED FOR CONSTRUCTION UP TO 25TH FLOOR ONLY	11-07-2014
9	DOB SUBMISSION	12-19-2014

DOB SUBMISSION

Discrepancies must be reported immediately to the Architect before proceeding. Only figured dimensions are to be used. Contractors must check all dimensions on site. This drawing is protected by copyright.

ALL DIMENSIONS ARE SHOWN IN IMPERIAL.

CONSULTANT:

WSP 228 East 45th Street
New York, NY 10017
(212) 687-8888
www.wspgroup.com/usa

PROJECT:

217 WEST 57TH STREET

NEW YORK, NY

DRAWING TITLE:

TYPICAL SUPERSTRUCTURE CONCRETE DETAILS 1

DATE: 03/31/14

PROJECT No: 2012185

DRAWN: CADD REV: 9

CHK: Y.E.

SCALE: AS INDICATED

DWG No: **S-620.00**

DOB PAGE No: 104 OF 118

DOB EMPLOYEE ID: 008 934CN:

DOB EMPLOYEE ID: 008 934CN:

DOB EMPLOYEE ID: 008 934CN:

DOB EMPLOYEE ID: 008 934CN:

DOB EMPLOYEE ID: 008 934CN:

DOB EMPLOYEE ID: 008 934CN:

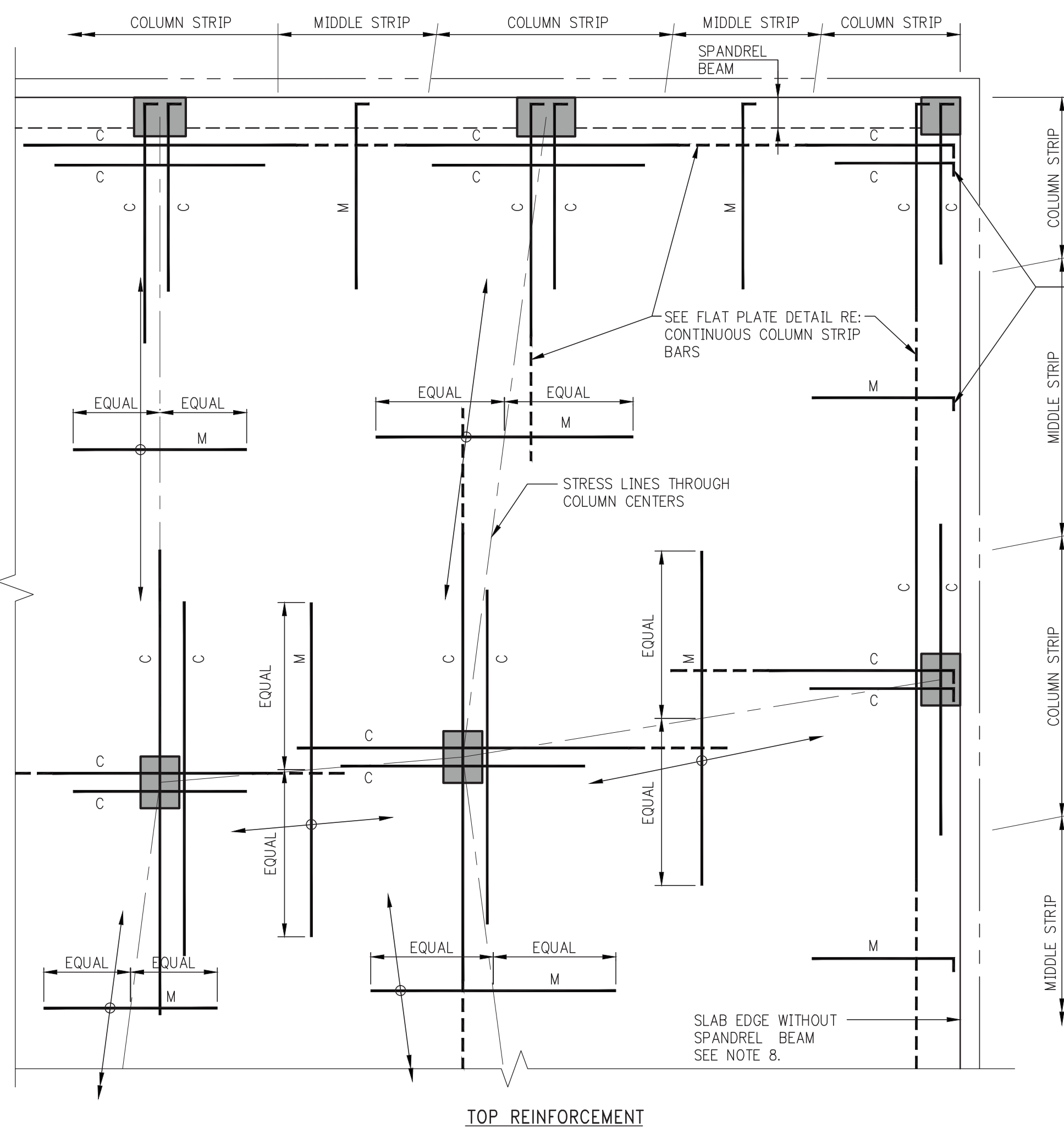
DOB EMPLOYEE ID: 008 934CN:

DOB EMPLOYEE ID: 008 934CN:

DOB EMPLOYEE ID: 008 934CN:

DOB EMPLOYEE ID: 008 934CN:

DOB EMPLOYEE ID: 008 934CN:



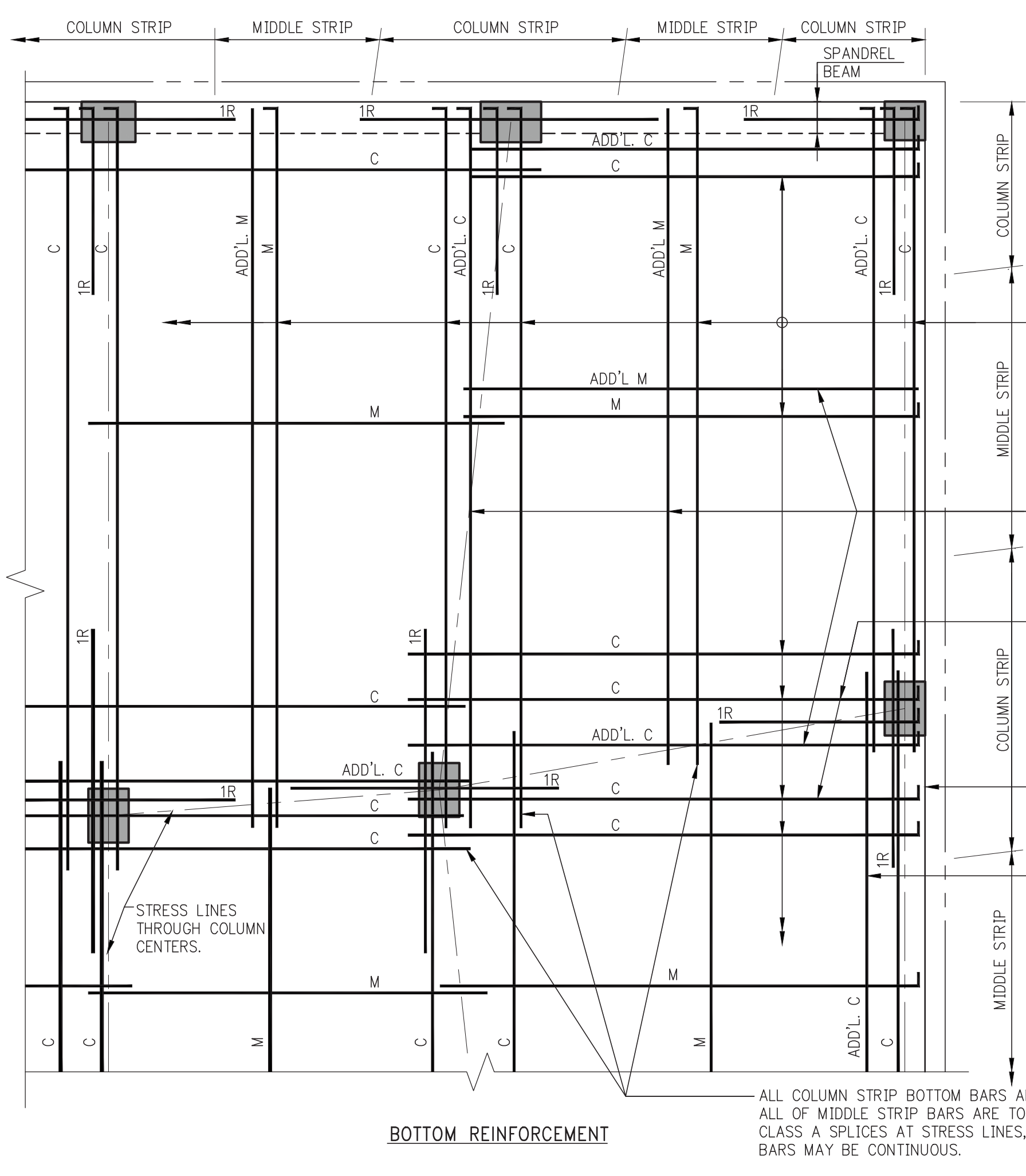
NOTES FOR TOP REINFORCEMENT

1. 'C' DENOTES COLUMN STRIP BARS (LONG AND SHORT BARS ARE ALTERNATED). 'M' DENOTES MIDDLE STRIP BARS.
2. FOR SIZE, SPACING, NUMBER, ETC. OF REINFORCING BARS, SEE FRAMING PLANS.
3. WHERE COLUMN STRIP BAR LENGTHS ARE SHOWN ON FRAMING PLANS THEY ARE FOR LONGER BARS, WHICH ARE TO BE ALTERNATED WITH SHORTER BARS. SEE TYPICAL FLAT PLATE DETAIL.
4. COLUMN STRIP BARS ARE TO BE CENTERED OVER COLUMNS UNLESS OTHERWISE INDICATED ON PLANS.
5. MIDDLE STRIP BARS ARE TO BE CENTERED OVER STRESS LINES UNLESS OTHERWISE INDICATED ON PLANS.
6. MIDDLE STRIP BARS ARE TO BE SPACED AS SHOWN ON PLANS. FIRST BAR IS TO BE LOCATED A DISTANCE FROM LAST COLUMN STRIP BAR NOT TO EXCEED MIDDLE STRIP BAR SPACING.
7. COLUMN STRIP BARS PARALLEL TO SPANDREL BEAMS ARE TO HAVE FIRST BAR LOCATED AT ONE-HALF SCHEDULED SPACING FROM INSIDE FACE OF BEAM, SIX INCHES MAXIMUM.
8. AT SLAB EDGES WITHOUT SPANDREL BEAMS, SEE TYPICAL DETAIL FOR ADDITIONAL CONTINUOUS EDGE BARS AND FOR COLUMN STRIP BAR PLACEMENT PARALLEL TO SLAB EDGE.
9. PROVIDE 90 DEGREE HOOK AT EVERY DISCONTINUOUS TOP BAR, COLUMN AND MIDDLE STRIPS, AT EDGE OF SLAB, WITH OR WITHOUT SPANDREL BEAMS (2" CLEAR COVER TO HOOK)

BAR LENGTH EXTENSIONS REQUIRED AT EPOXY COATED REINFORCEMENT (WHERE SPECIFIED ON PLANS)

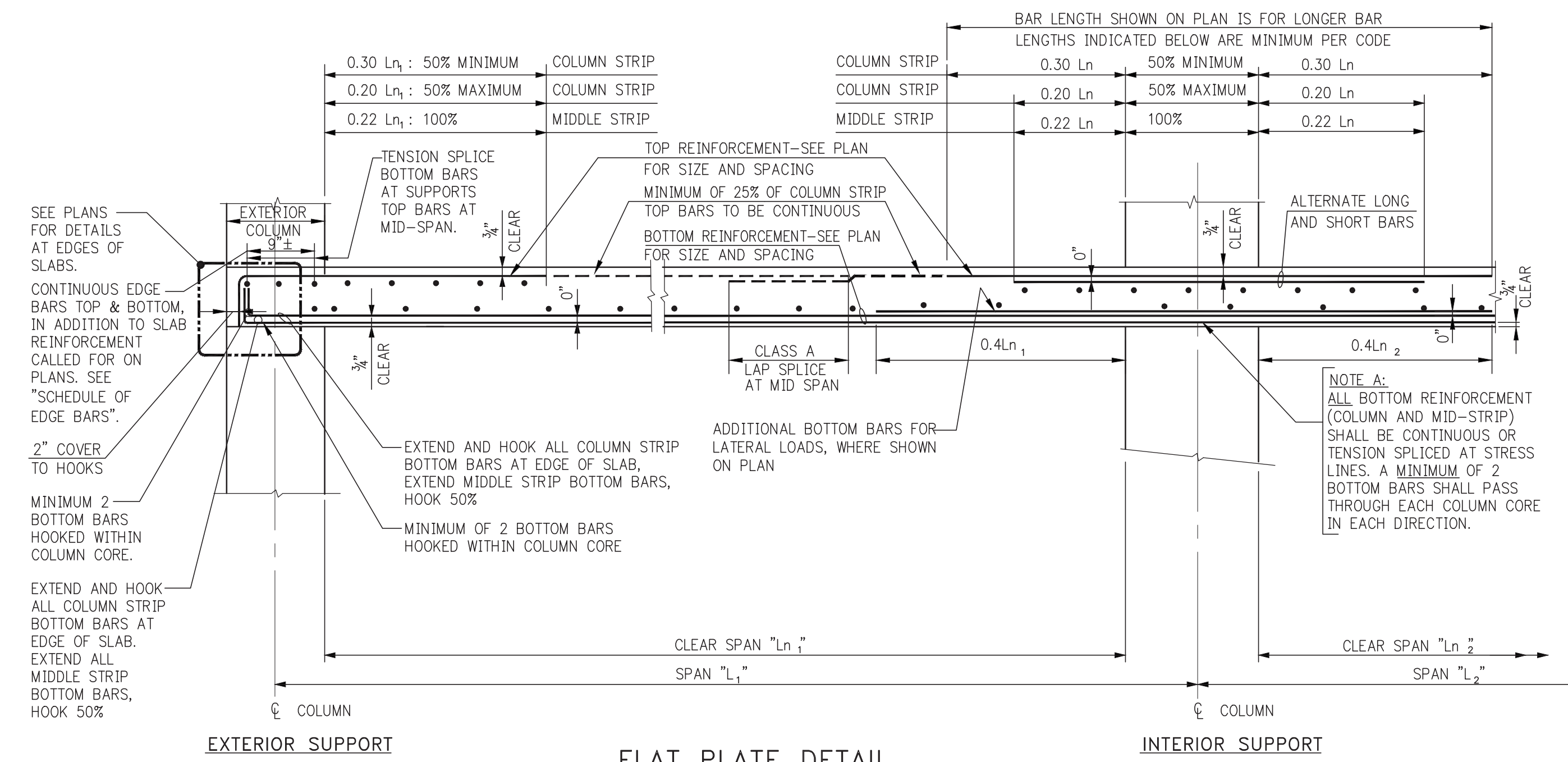
1. TO REINFORCING BAR LENGTHS SHOWN ON PLAN OR AS DETERMINED FROM TYPICAL DETAILS, ADD AN ADDITIONAL LENGTH AT EACH END (EXCEPT AT HOOKED BARS) EQUAL TO 50% OF BAR DEVELOPMENT LENGTH (SEE TABLE #2)
2. DEVELOPMENT LENGTHS AND LAP SPICE LENGTHS SHOWN ARE TO BE INCREASED, IN CONFORMANCE WITH TABLES #1 & 2 IN TYPICAL DETAILS FOR REINFORCEMENT DEVELOPMENT AND SPICE LENGTHS, OVER VALUES FOR UNCOATED BARS.

FLAT SLAB REINFORCEMENT DETAILS



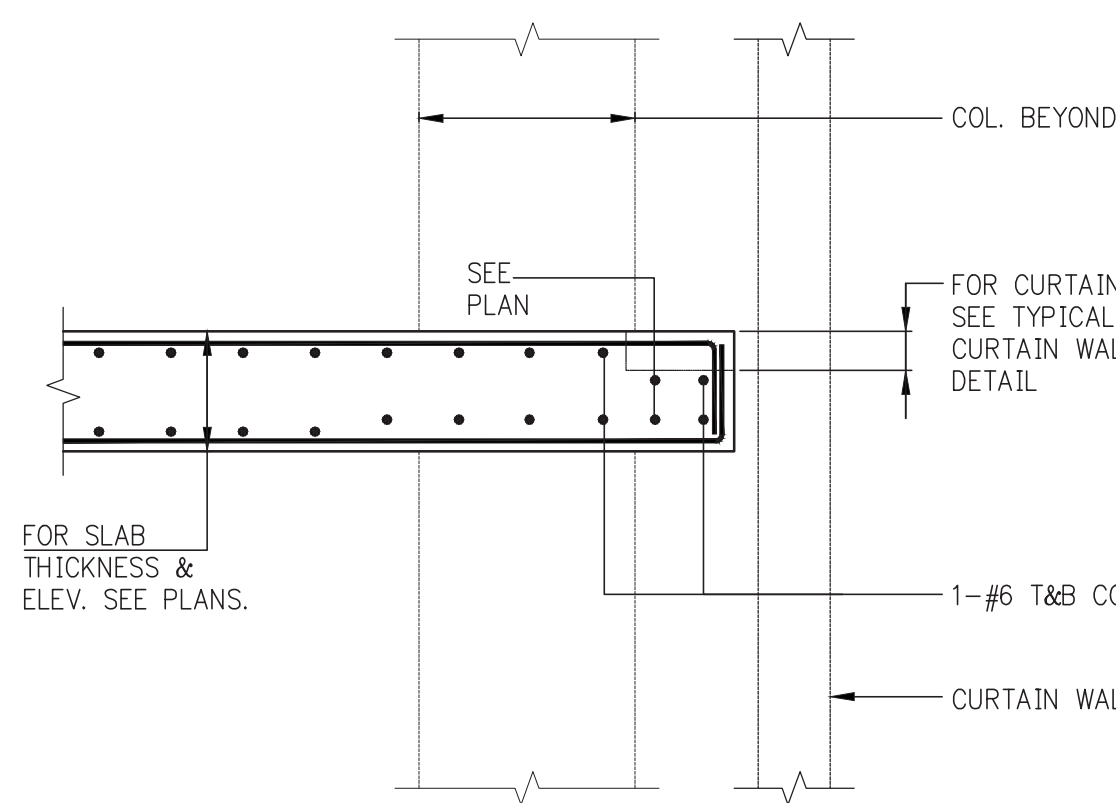
NOTES FOR BOTTOM REINFORCEMENT

1. 'C' DENOTES A COLUMN STRIP BAR, PART OF MAIN GRID. 'ADD'L C' DENOTES COLUMN STRIP BARS ADDITIONAL TO MAIN GRID BARS. 'M' DENOTES A MIDDLE STRIP BAR, PART OF MAIN GRID. 'ADD'L M' DENOTES MIDDLE STRIP BARS ADDITIONAL TO MAIN GRID BARS.
2. PLACE ADDITIONAL BARS BETWEEN MAIN GRID BARS. IN COLUMN STRIPS GROUP ABOUT STRESS LINE. IN MIDDLE STRIPS DISTRIBUTE THROUGHOUT STRIP.
3. ALL COLUMN STRIP BOTTOM BARS ARE TO BE CONTINUOUS AND HOOKED 90° AT EDGES OF SLAB OR AT SLAB OPENINGS, OR AT OTHER DISCONTINUITIES.
4. ALL MIDDLE STRIP BOTTOM BARS ARE TO BE CONTINUOUS AND ARE TO EXTEND TO EDGE OF SLAB WHERE SOLE OF BARS ARE TO BE HOOKED.
5. IN EDGE STRIP WITHOUT SPANDREL BEAMS, START ADDITIONAL BARS TWO INCHES FROM CONTINUOUS EDGE BARS - SEE FLAT PLATE DETAIL, AT EDGE OF SLAB.
6. 'H' DENOTES HORIZONTAL STRUCTURAL INTEGRITY REINFORCEMENT. THE REINFORCEMENT SHALL BE PLACED INSIDE COLUMN CAGE AND SHALL BE EXTENDED ON ALL SIDES OF THE COLUMN INTO ADJACENT SLAB AT LEAST ONE-THIRD OF SPAN LENGTH WHERE REINFORCEMENT CANNOT BE EXTENDED BEYOND THE COLUMN-IT SHALL BE HOOKED

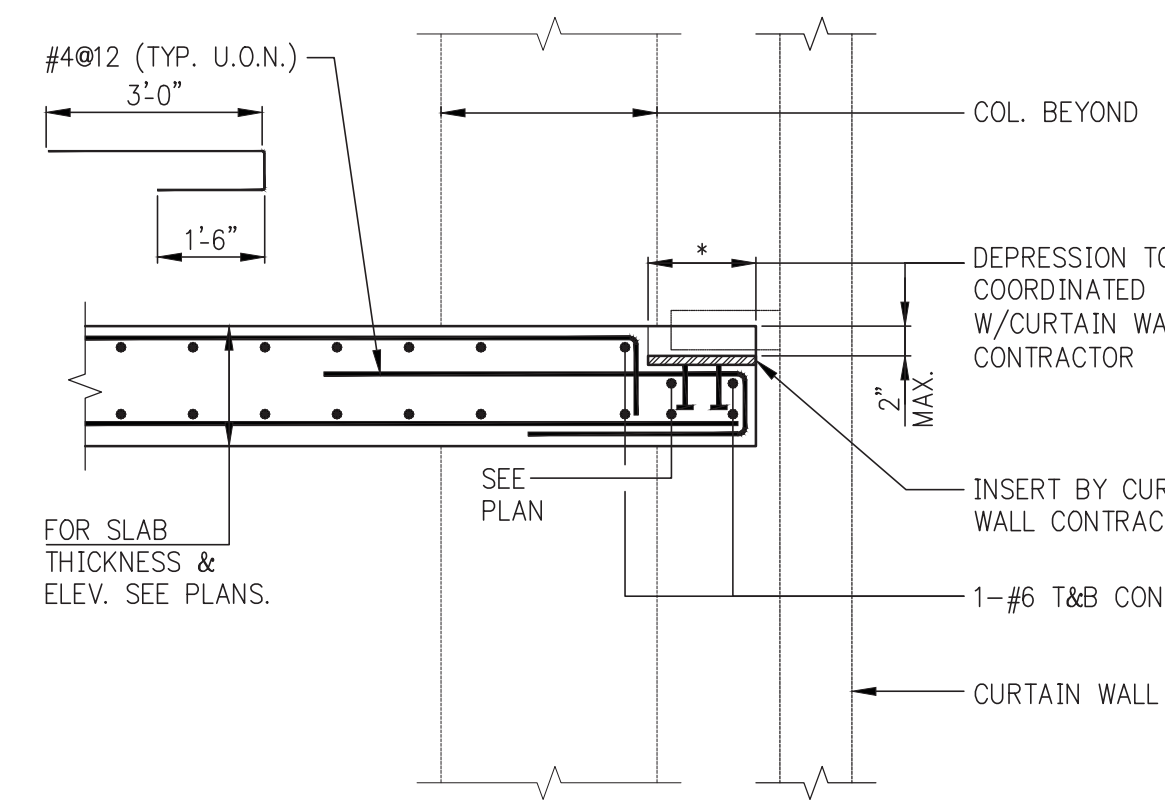


FLAT PLATE DETAIL

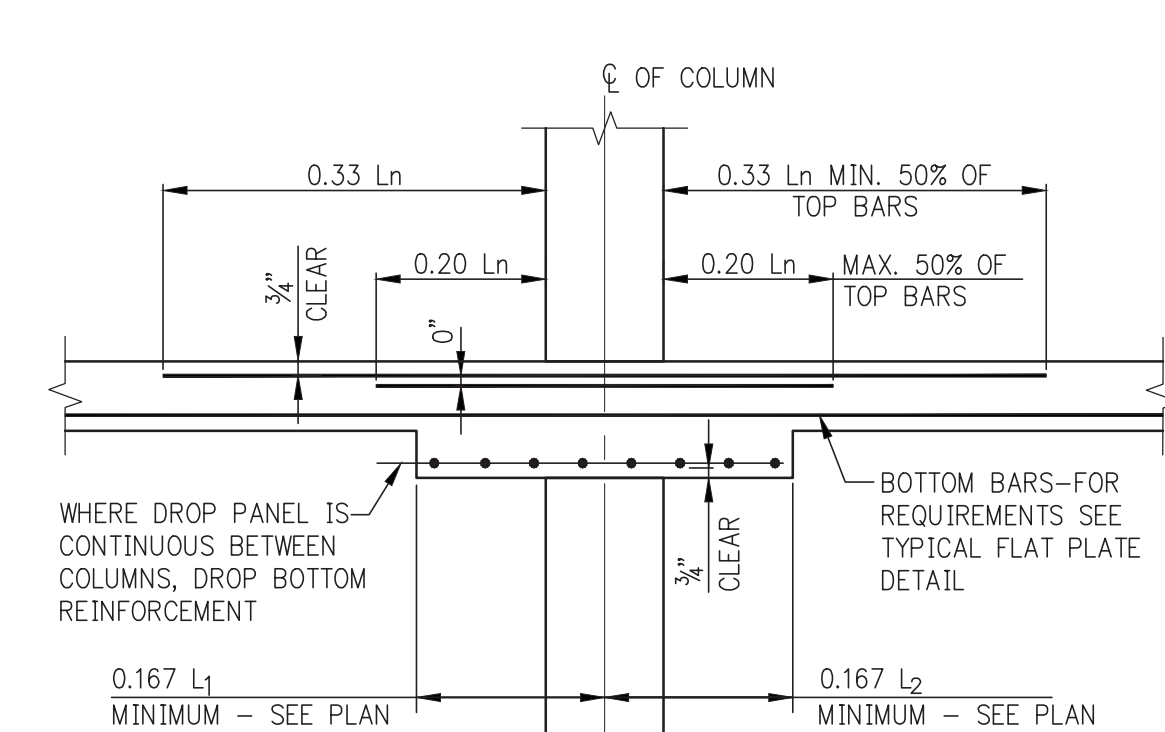
(FOR DROP PANEL SEE DETAIL) AT INTERIOR SUPPORTS USE LARGER OF L₁ OR L₂ FOR L_n



TYPICAL SPANDREL @ EDGE OF SLAB

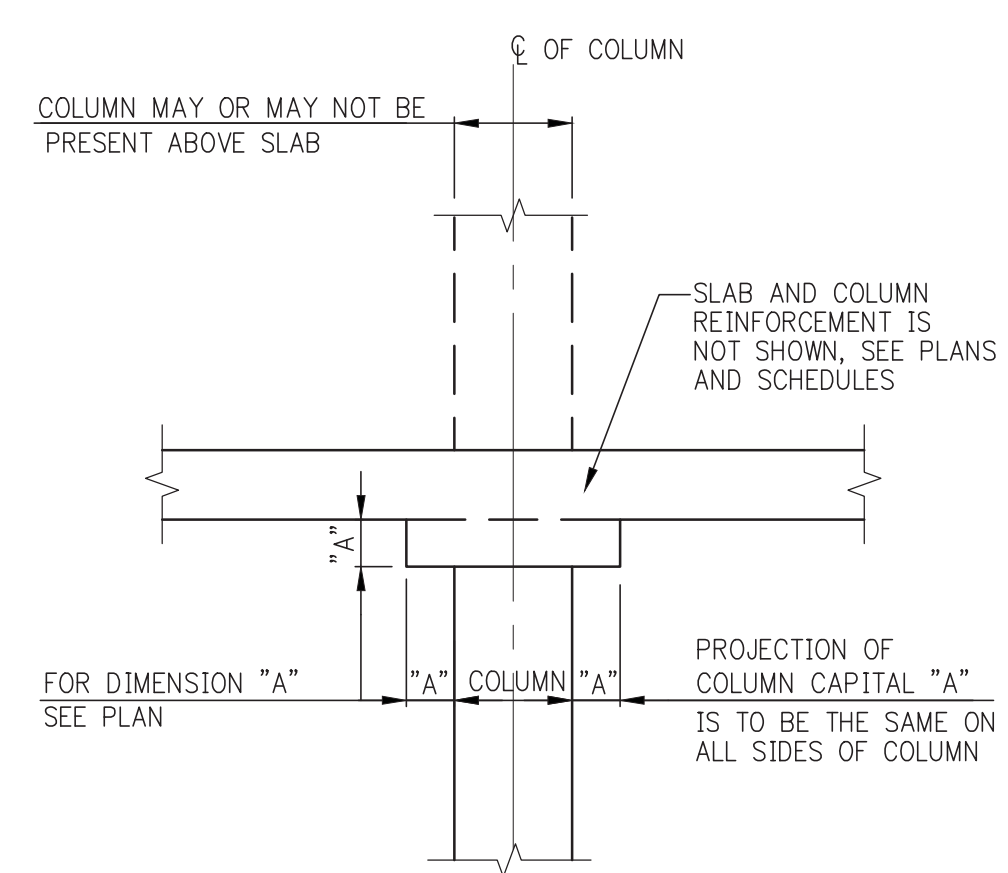


TYPICAL SPANDREL @ CURTAIN WALL SUPPORT (AT EDGE OF SLAB W/O BEAM)

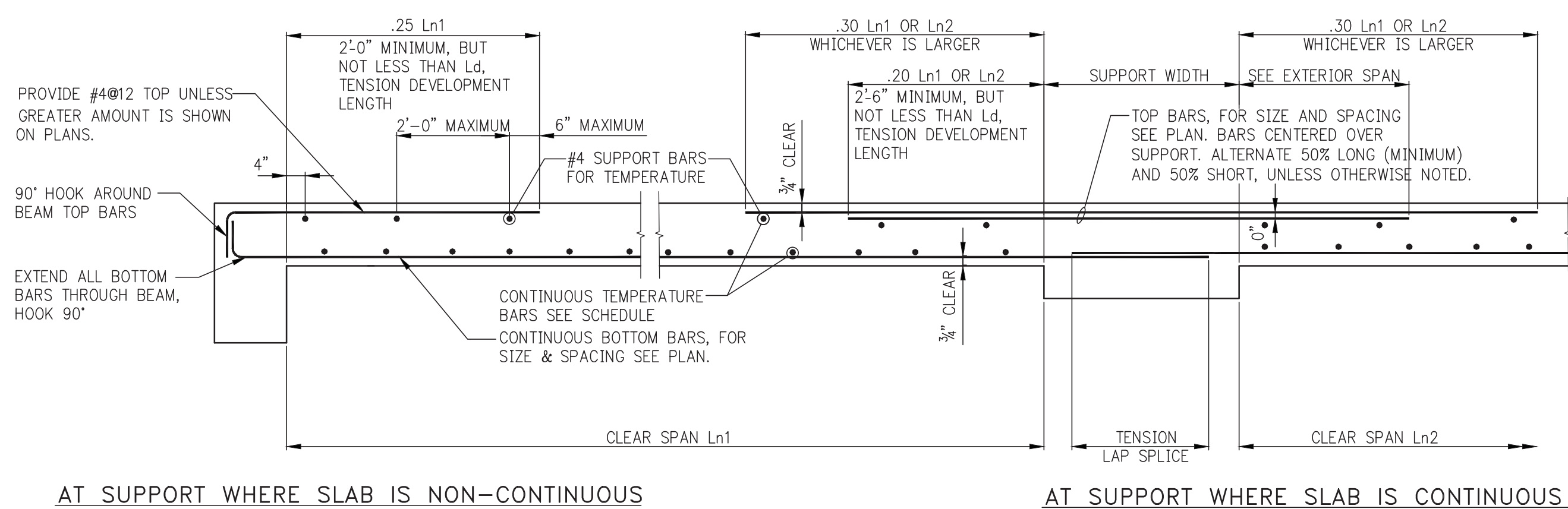


FLAT SLAB WITH DROP PANELS AT COLUMN STRIP

(MID-STRIP BARS SAME AS TYPICAL FLAT PLATE DETAIL)



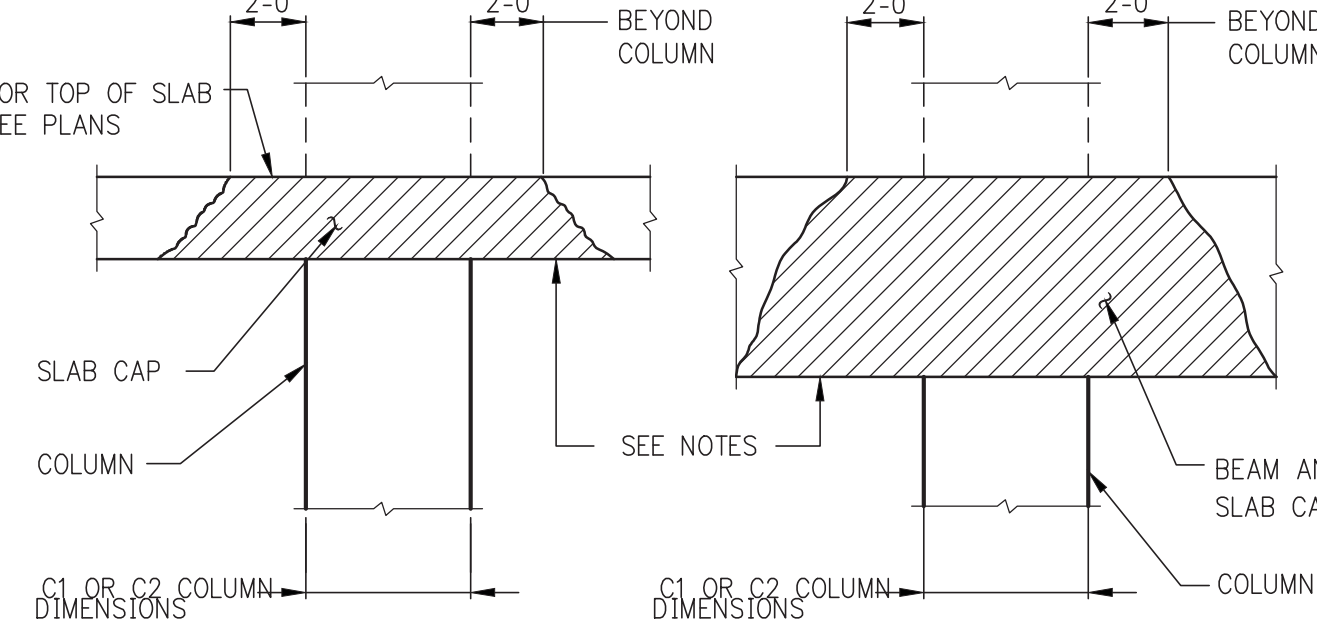
COLUMN WITH CAPITAL



AT SUPPORT WHERE SLAB IS NON-CONTINUOUS

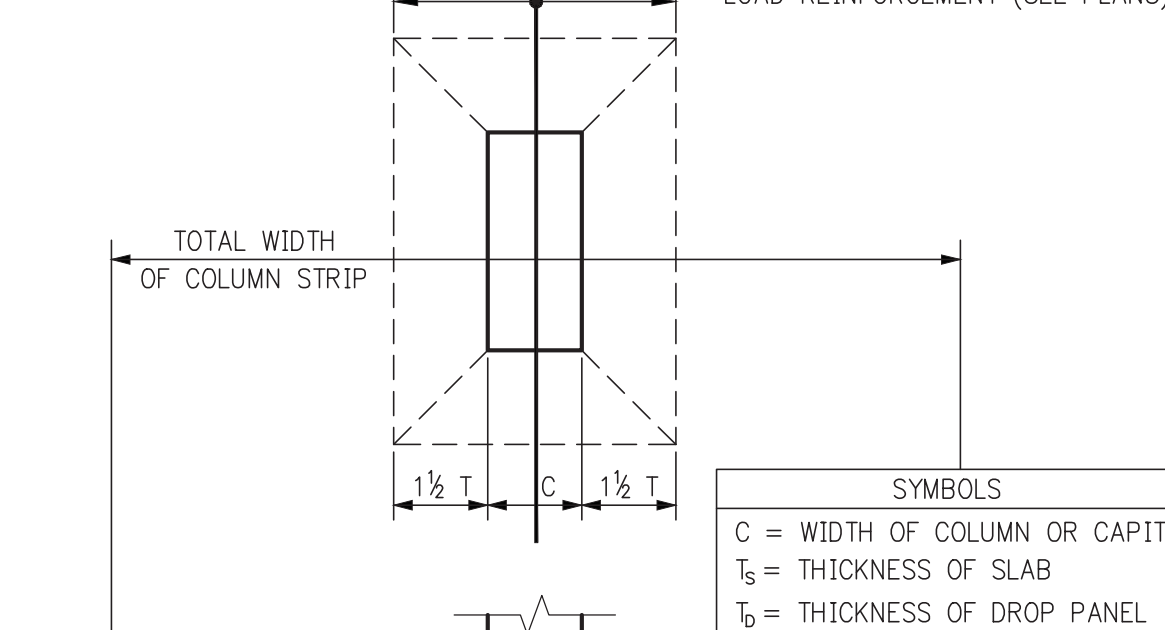
ONE WAY CONCRETE SLAB

SLAB THICKNESS	MIN. TEMPERATURE REINFORCEMENT
UP TO 6"	#4@8
6" + TO 7"	#4@6
7" + TO 8"	#4@4
8" + TO 9"	#4@2
9" + TO 10"	#4@10 OR #5@15
10" + TO 12"	#4@9 OR #5@14
12" + TO 14"	#4@8 OR #5@12
14" + TO 16"	#5@8
OVER 16"	BY DESIGNER



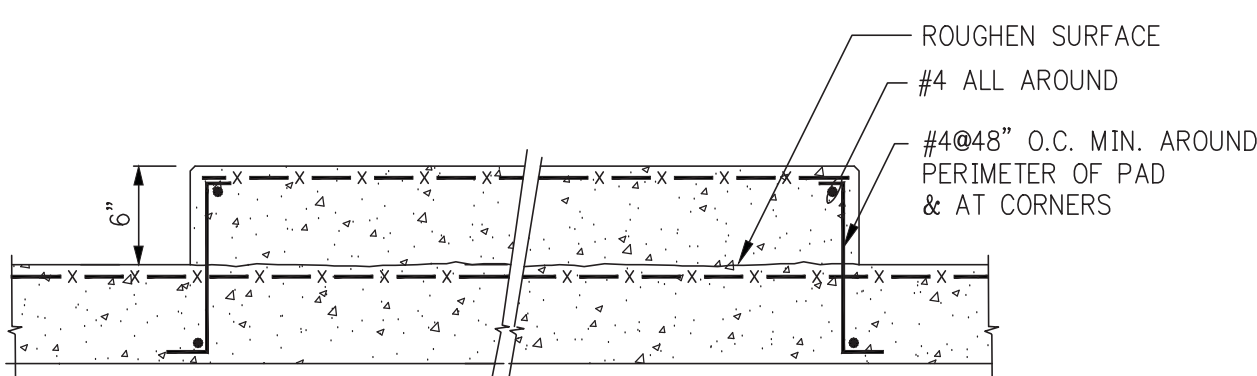
BEAM AND SLAB CONCRETE PLACEMENT AT HIGH STRENGTH CONCRETE COLUMN OR WALL

- NOTES:
1. IN CONFORMANCE WITH 10.13 OF ACI 318-89 (10.15 IN 2002 CODE), USE THIS DETAIL WHEN THE SPECIFIED CONCRETE STRENGTH IN COLUMN/WALL IS GREATER THAN 1.4 TIMES THAT SPECIFIED FOR THE FLOOR SYSTEM.
 2. CAP SHALL BE NORMAL-WEIGHT STONE CONCRETE, EQUAL IN STRENGTH TO THAT SPECIFIED FOR THE COLUMN/WALL. CAP SHALL EXTEND BEYOND COLUMN/WALL IN ALL DIRECTIONS AS SHOWN ABOVE.
 3. CAP CONCRETE SHALL NOT BE PLACED OVER THE COLUMN/WALL UNTIL COLUMN/WALL CONCRETE IS NO LONGER PLASTIC, BUT IN NO CASE LESS THAN TWO HOURS AFTER COLUMN/WALL CONCRETE PLACEMENT HAS BEEN COMPLETED.
 4. THE BALANCE OF CONCRETE IN SLAB AND BEAMS SHALL BE PLACED WHILE CAP CONCRETE IS STILL IN A WORKABLE PLASTIC CONDITION, BEFORE INITIAL SET. RETEMPERING OF CONCRETE WILL NOT BE PERMITTED.
 5. IN LIEU OF PLACING TWO DIFFERENT STRENGTHS OF CONCRETE WITHIN THE SAME FLOOR SYSTEM, THE CONTRACTOR MAY ELECT (AT NO ADDITIONAL COST TO THE OWNER) TO PLACE ONE STRENGTH THROUGHOUT THE ENTIRE FLOOR. THE MINIMUM FLOOR CONCRETE STRENGTH REQUIRED BY ACI CODE WOULD BE 0.72 TIMES THE SPECIFIED STRENGTH OF CONCRETE IN THE COLUMNS/WALLS, UP TO 10,000 PSI COLUMN/WALL CONCRETE.
 6. WHEN COLUMN/WALL CONCRETE STRENGTH EXCEEDS 10,000 PSI, THE CAP DETAILS SHOWN ABOVE MUST BE FOLLOWED, USING CAPS OF SAME CONCRETE STRENGTH AS IN COLUMNS/WALLS, AND THE STRENGTH SPECIFIED ON THE DRAWINGS FOR THE BALANCE OF THE FLOOR SYSTEM.



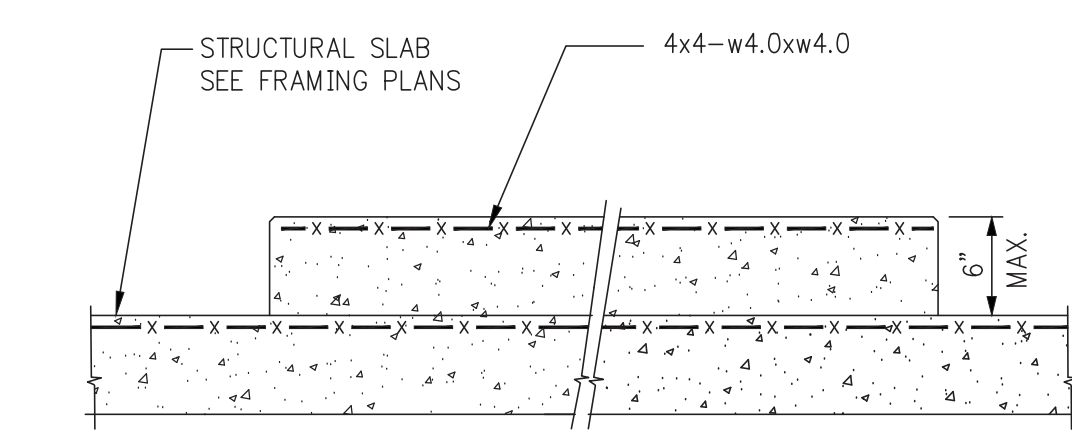
ADDITIONAL COLUMN STRIP REINFORCEMENT DUE TO LATERAL LOAD (WIND OR SEISMIC)

NOTE: ADDITIONAL TOP OR BOTTOM BARS ARE NOTED ON PLAN WITH AN ASTERISK *



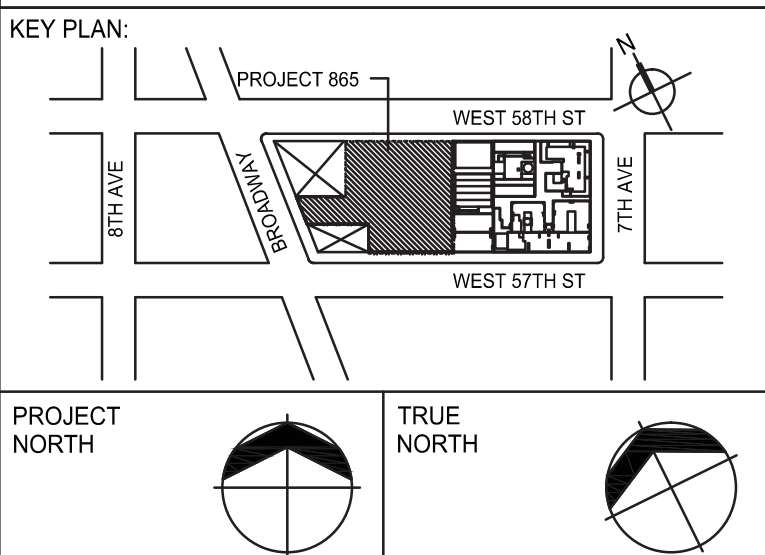
TYPICAL SEISMIC CONCRETE PAD DETAIL

- NOTE:
1. FOR PAD EXTENT AND LOCATION SEE ARCH. & MECH. DWG'S.
 2. ANCHORAGE & PAD REINF. SHALL BE DESIGNED BY CONTRACTORS P.E.



TYPICAL CONCRETE PAD DETAIL

NOTE: FOR PAD EXTENT AND LOCATION SEE ARCH. & MECH. DWG'S.



DEVELOPER: **EXTELL DEVELOPMENT COMPANY**
805 THIRD AVENUE, 7TH FLOOR
New York, NY 10022 USA
TEL: 212 712 6000 FAX: 212 712 6100

DESIGN ARCHITECT: **Base Building Shell & Core**
ADRIAN SMITH + GORDON GILL ARCHITECTURE
111 WEST MONROE STREET SUITE 2300
CHICAGO IL 60603
TEL: 312 920 1888 FAX: 312 920 1775

INTERIOR DESIGNER: **Residential**
Rottet Architecture and Design Studio, PLLC
238 Fifth Ave, 7th Floor
New York, NY 10001
TEL: 646 998 7000 FAX:

ARCHITECT OF RECORD: **Base Building Shell, Core, & Residential**
AJA ARCHITECTS, P.C.
401 Wellington St. W., 3rd Floor
Toronto, ON M5V 1E7 Canada
TEL: 416 967 1500 FAX: 416 967 7150

STRUCTURAL ENGINEERS: **WSP**
228 EAST 45th Street
New York, NY 10017 USA
TEL: 212 687 8888 FAX: 646 487 5501

MEP ENGINEERS: **AKF GROUP**
1501 Broadway
New York, NY 10036 USA
TEL: 212 354 5656 FAX: 212 354 5668

GEOTECHNICAL ENGINEERS: **Langan Engineering & Environmental Services**
21 Penn Plaza - 380 West 31st Street, 8th Floor
New York, NY 10001-2727
TEL: 212 479 5400 FAX: 212 479 5444

CODE CONSULTANTS: **Construction Consulting Associates**
100 Church Street
New York, NY 10007
TEL: 212 385 1818 FAX: 212 385 1911

CURTAINWALL CONSULTANT: **AJLP Consulting**
40 Worth Street, Suite 805
New York, NY 10013
TEL: 212 757 8659 FAX: 646 219 8508

LANDMARK/PRESERVATION CONSULTANT: **Jan Hird Pokorny Associates, Inc.**
39 West 37th Street, 12A
New York, NY 10018
TEL: 212 759 6462 FAX: 212 759 6540

No.	DESCRIPTION	DATE
1	SCHEMATIC DESIGN	05-31-2014
2	ISSUED FOR SCHEMATIC DESIGN	04-04-2014
3	STEEL BID PACKAGE	05-22-2014
4	SUPERSTRUCTURE CONCRETE BID	06-02-2014
5	DESIGN DEVELOPMENT	07-01-2014
6	ISSUED FOR DESIGN DEVELOPMENT	07-31-2014
7	CD PROGRESS ISSUE 1	10-15-2014
8	ISSUED FOR CONSTRUCTION	11-07-2014
9	DOB SUBMISSION	12-19-2014

DOB SUBMISSION

Discrepancies must be reported immediately to the Architect before proceeding. Only figured dimensions are to be used. Contractors must check all dimensions on site. This drawing is protected by copyright.

ALL DIMENSIONS ARE SHOWN IN IMPERIAL.

CONSULTANT: **WSP**
228 East 45th Street
New York, NY 10017
(212) 687-8888
www.wspgroup.com/usa

PROJECT: **217 WEST 57TH STREET**
NEW YORK, NY

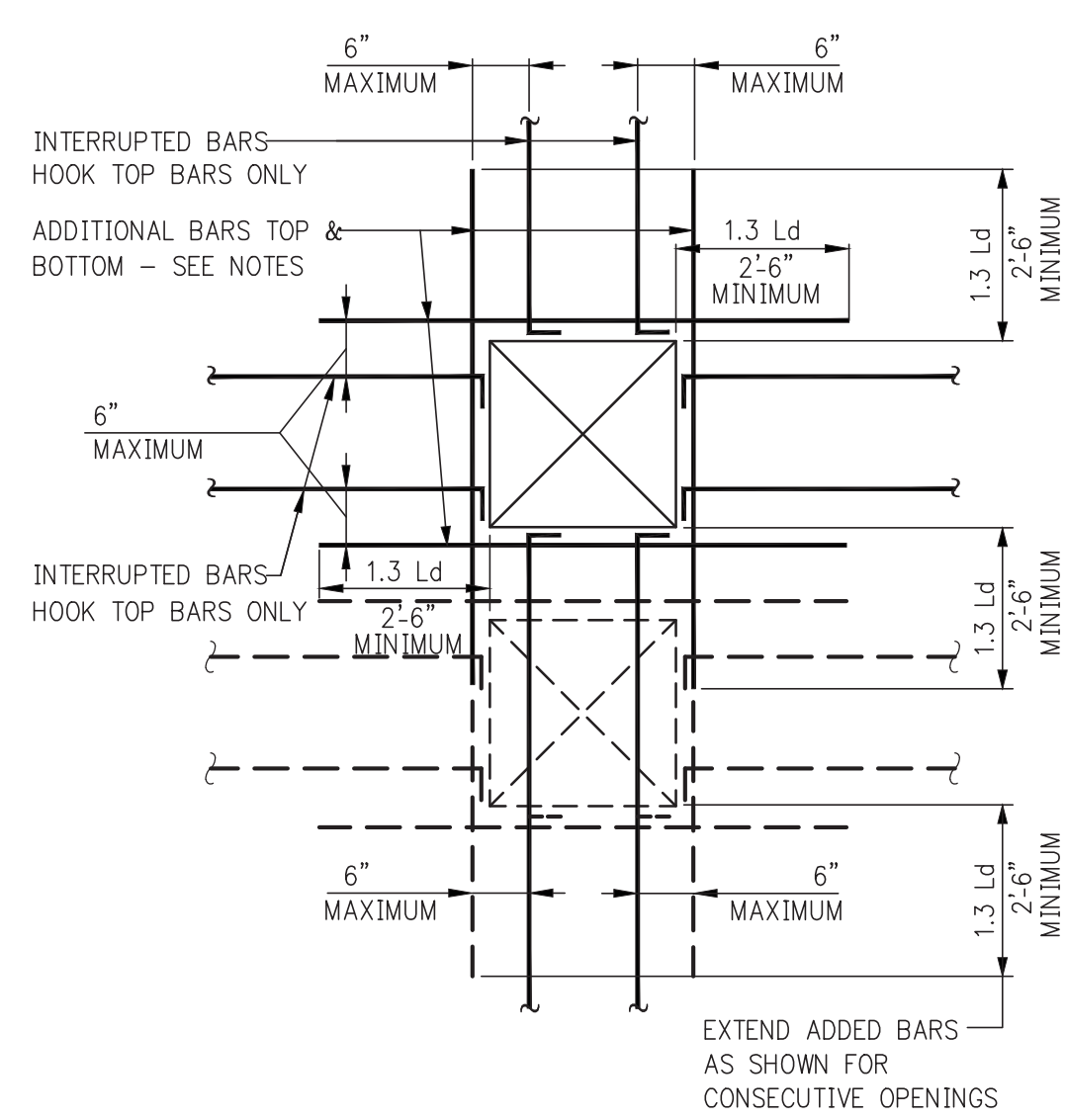
DRAWING TITLE: **TYPICAL SUPERSTRUCTURE CONCRETE DETAILS 2**

SEAL & SIGNATURE: **WSP**
PROJECT No: 2012185
DRAWN: CADD
CHK: Y.E.
SCALE: AS INDICATED
DWG No: **S-621.00**

DATE: 03/31/14
PROJECT No: 2012185
REV: 9
SCALE: AS INDICATED
DWG No: **S-621.00**

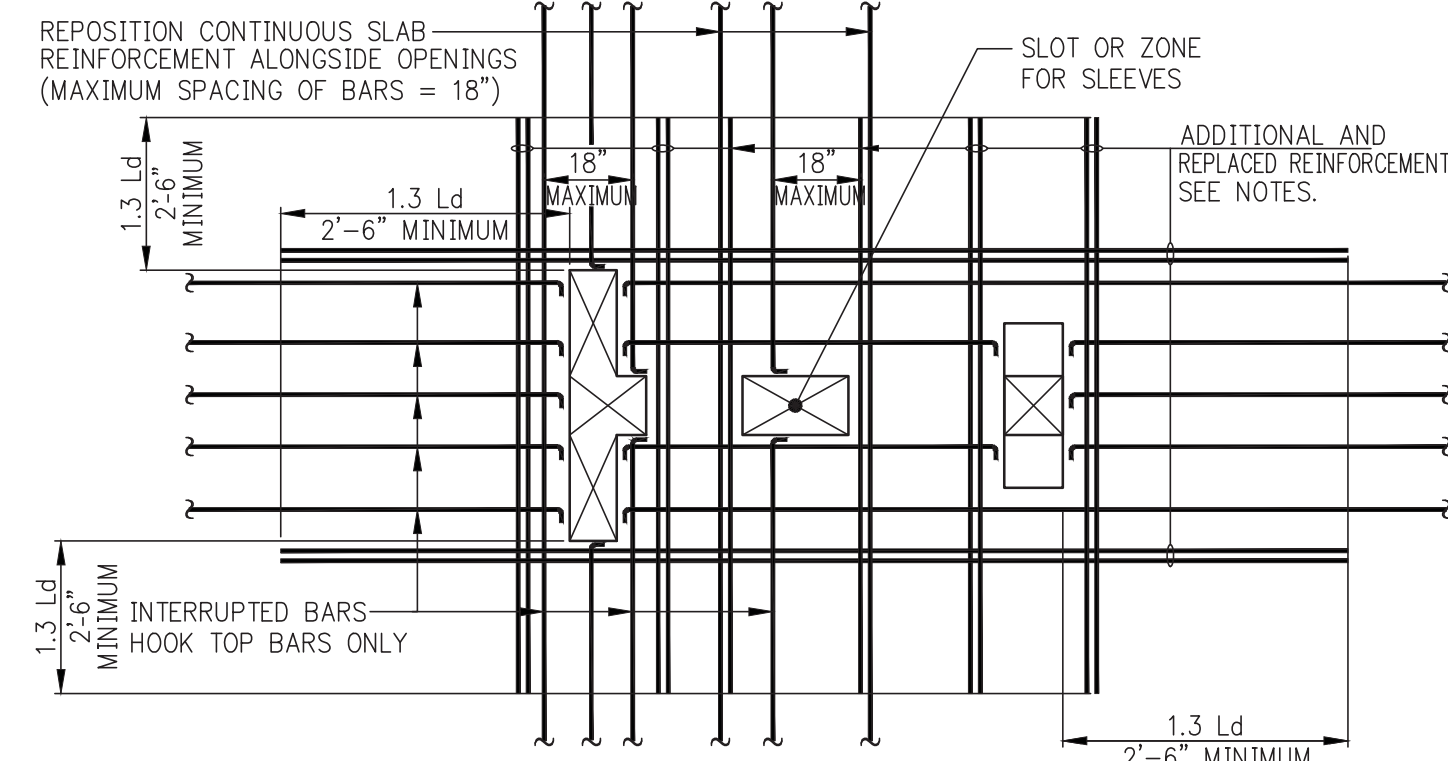
DOB EMPLOYEE STAMP: **WSP**
DOB PAGE No: 105 OF 118
DOB 3-CAD: 1

Damian Titus
BUILDINGS
APPROVED
Under Directive 2 of 1995
Date: 07/09/2015
NYC Development Hub

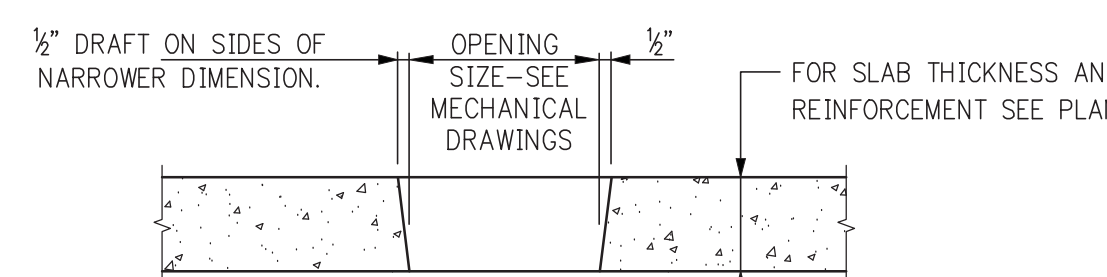


ADDED REINFORCEMENT AT OPENINGS IN FLOOR SLAB

- NOTES:
1. ADDITIONAL BARS EQUAL IN AREA TO AREA OF REINFORCEMENT INTERRUPTED BY OPENING(S) SHALL BE PLACED ALONGSIDE OPENING(S), ONE HALF ON EACH SIDE (#5 MINIMUM DIAMETER), TOP AND BOTTOM.
 2. ADD 1-#5 TOP AND BOTTOM EACH SIDE OF OPENING, ADDITIONAL TO REPLACEMENT BARS.
 3. WHERE OPENINGS ARE NEAR OR AGAINST EXTERIOR BEAMS OR COLUMNS AND ADDED REINFORCEMENT CAN NOT BE EXTENDED AS SHOWN, HOOK EXTERIOR END.
 4. AT OPENINGS SMALLER THAN THE SLAB THICKNESS (10" MAXIMUM), NO ADDITIONAL REINFORCEMENT IS REQUIRED, PLACE NORMAL REINFORCEMENT ALONGSIDE OPENING.
 5. L_d = TENSION DEVELOPMENT LENGTH, SEE TABLES.

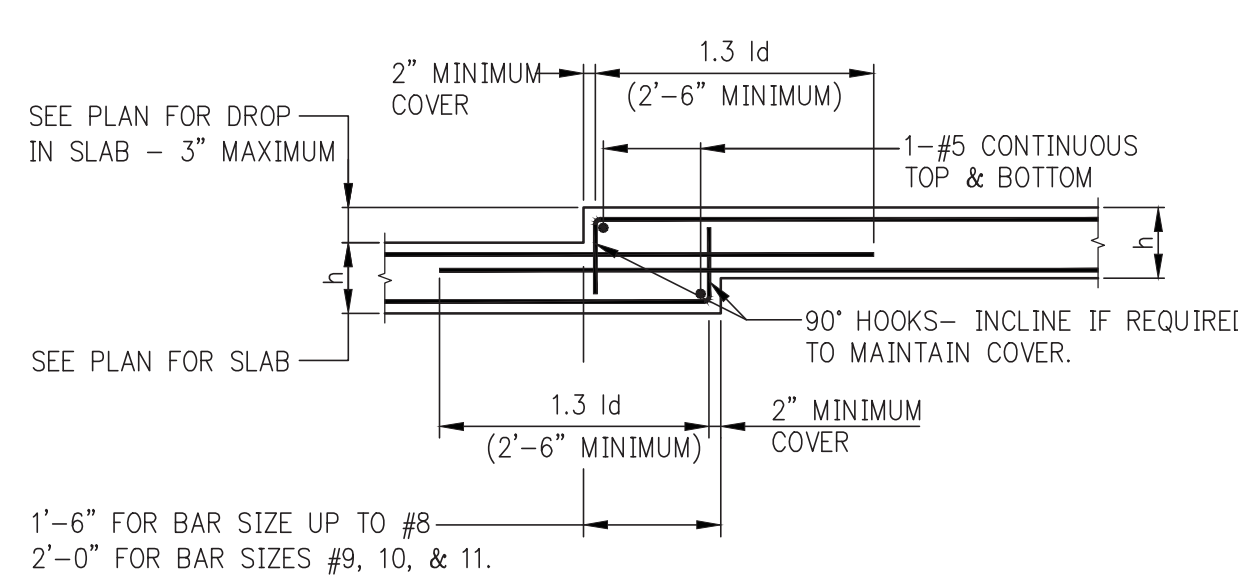


SLAB OPENINGS AT BATHROOM

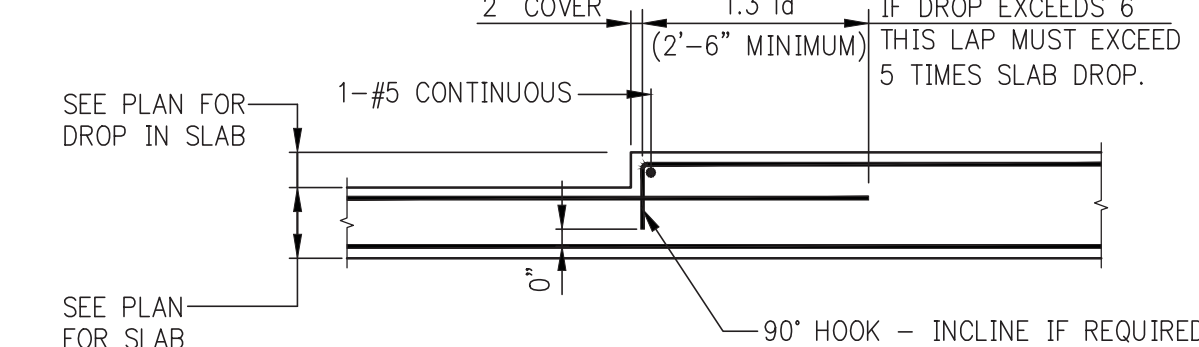


PLUMBING OPENING (SLOT) IN SLAB

- NOTES:
1. FOR LOCATIONS AND DIMENSIONS OF PLUMBING OPENINGS SEE MECHANICAL AND/OR ARCHITECTURAL DRAWINGS.
 2. FILL ALL OPENINGS WITH CONCRETE AFTER PIPING HAS BEEN INSTALLED.
 3. FOR SLAB REINFORCEMENT DETAILS ALONGSIDE OPENINGS SEE DETAIL OF "ADDED REINFORCEMENT AT OPENINGS IN FLOOR SLAB".
 4. MINIMUM REQUIREMENTS ARE SHOWN IN THESE DETAILS. SEE PLAN FOR ADDITIONAL REQUIREMENTS.

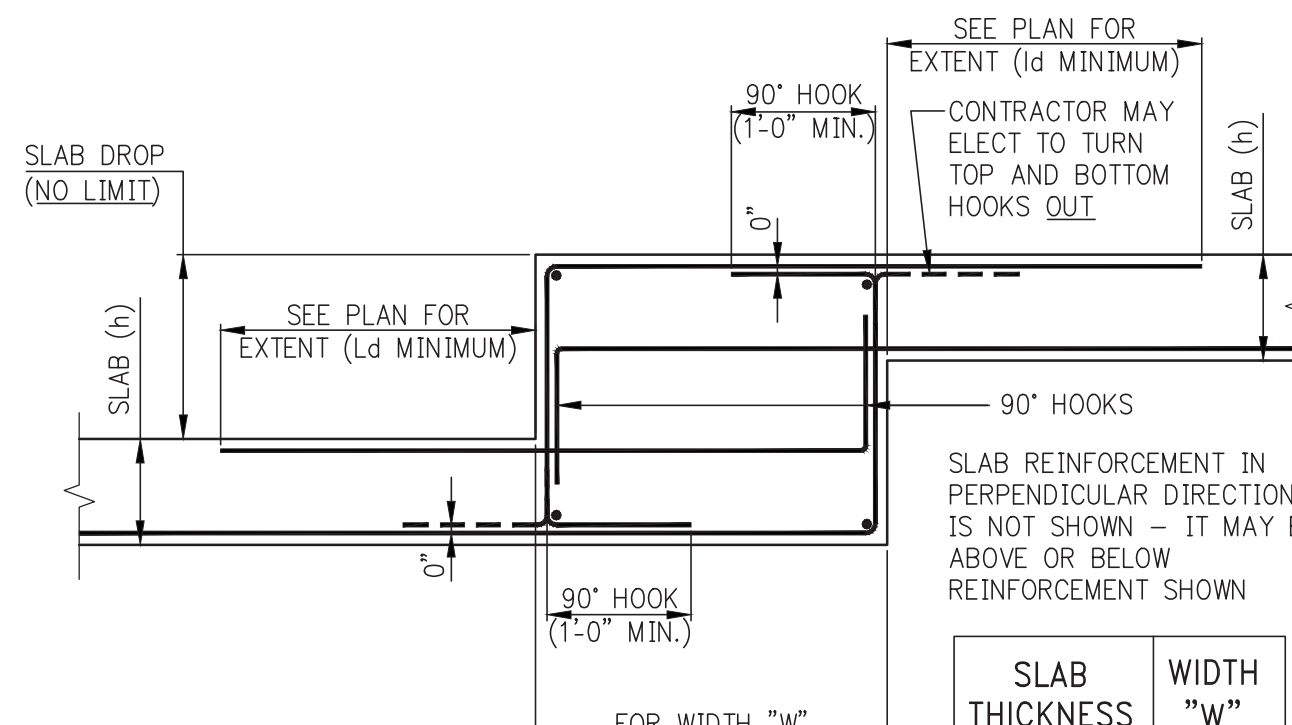


DROP IN TOP AND BOTTOM OF SLAB (MAXIMUM DROP = 3")

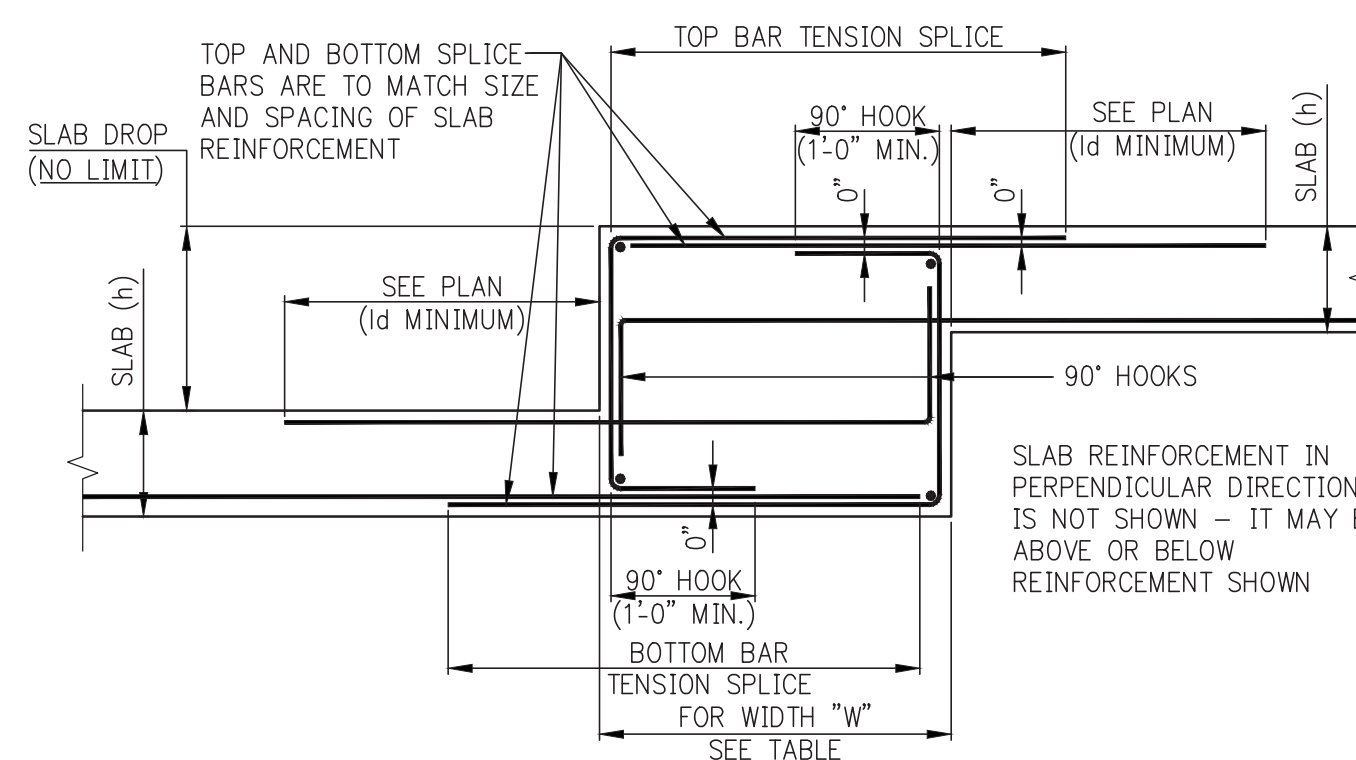


DROP IN TOP OF SLAB

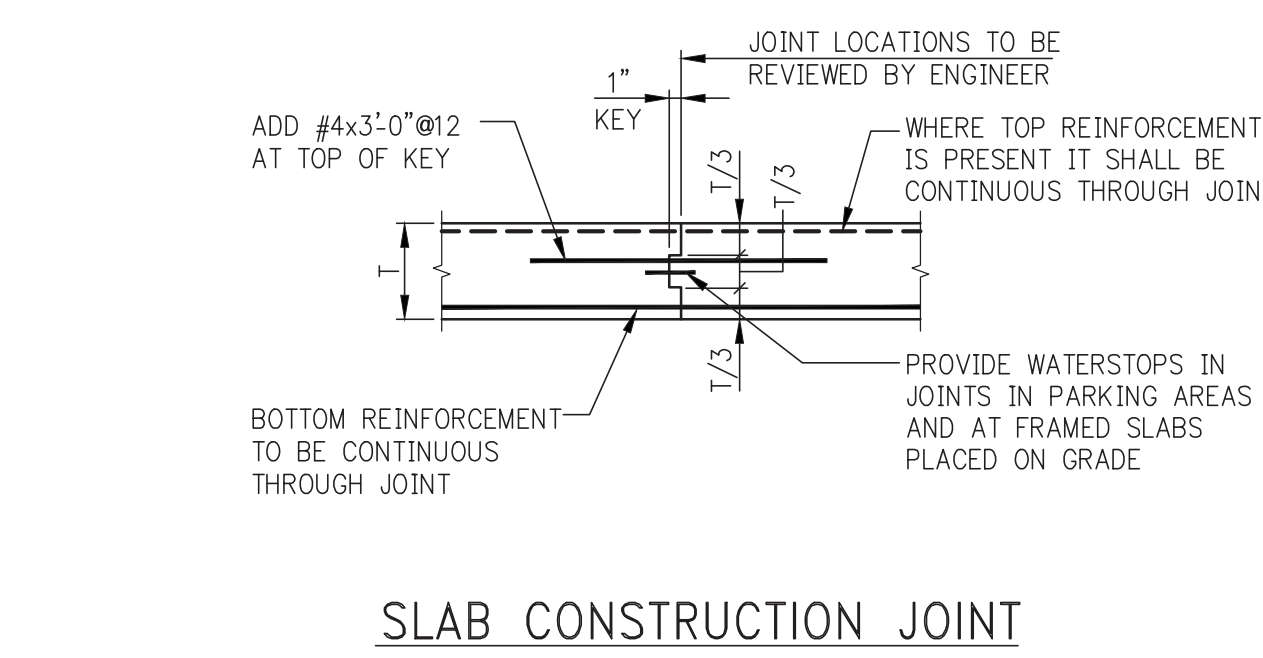
NOTE: BARS IN OTHER DIRECTION ARE NOT SHOWN - SEE PLANS.



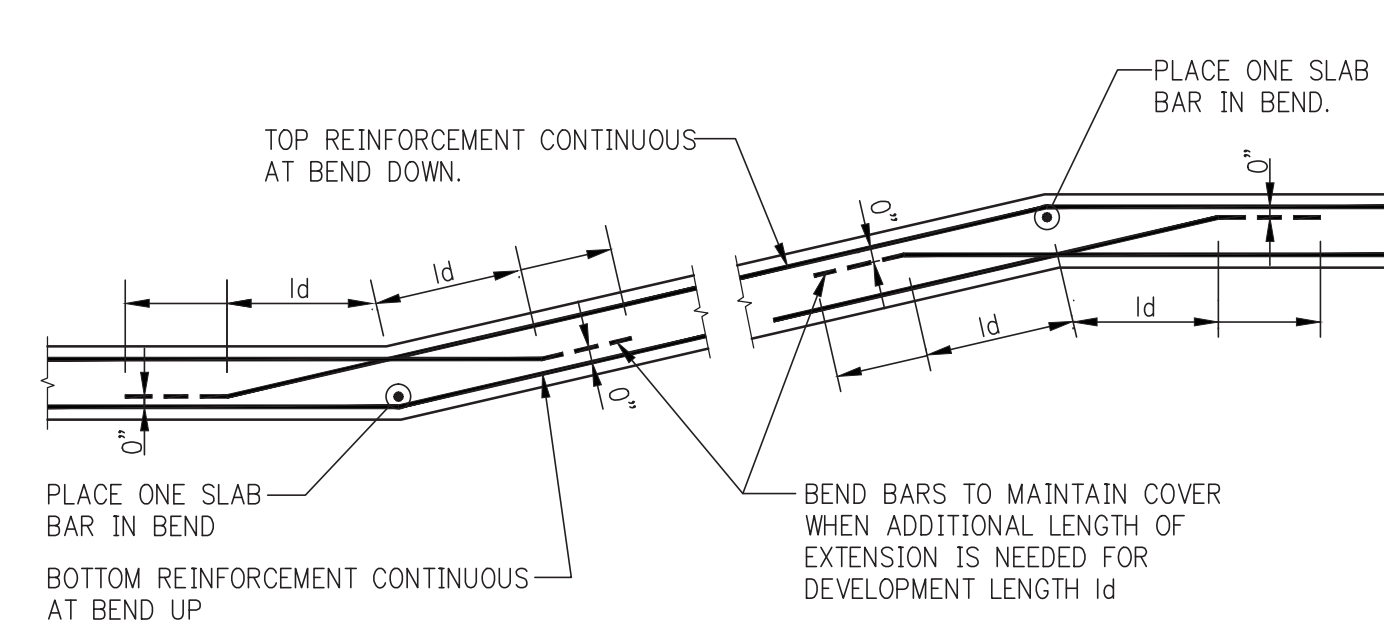
DROP IN TOP AND BOTTOM OF SLAB (DROP GREATER THAN 3")



ALTERNATIVE DROP IN TOP AND BOTTOM OF SLAB USING SPLICE BARS (DROP GREATER THAN 3")



SLAB CONSTRUCTION JOINT

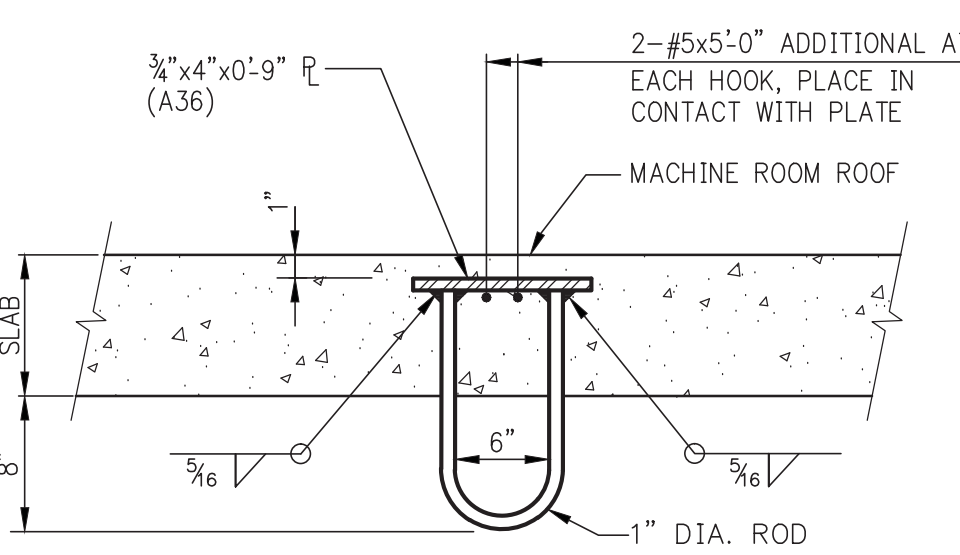


SLAB SLOPES UP

SLAB SLOPES DOWN

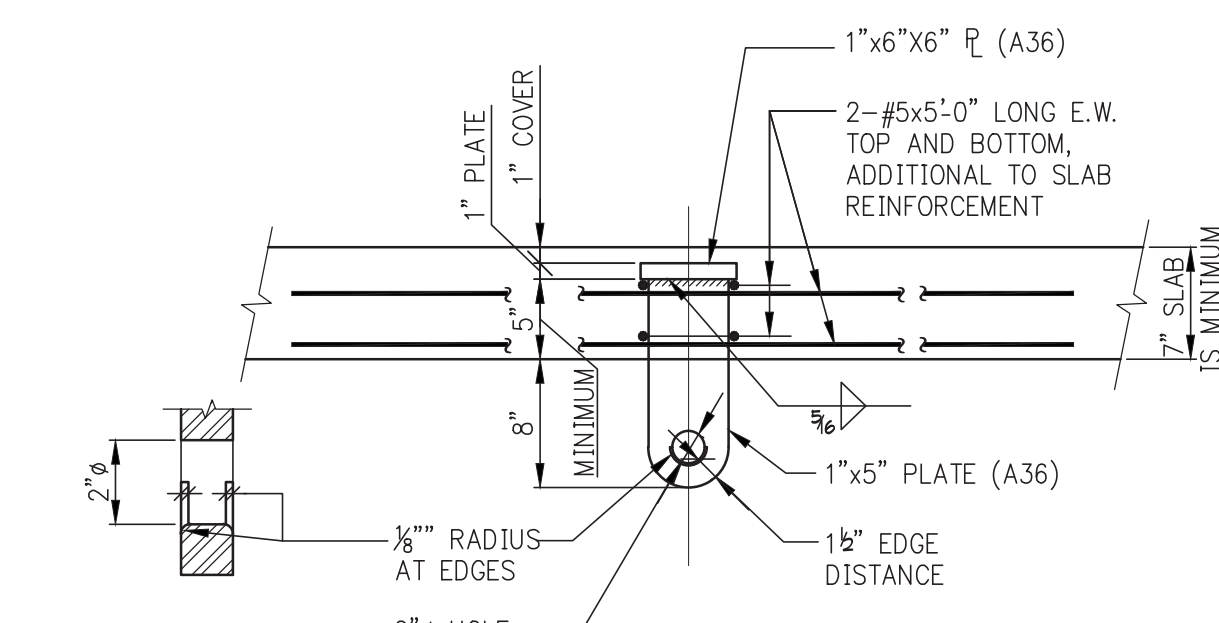
BEND IN SLAB

NOTE: BARS IN OTHER DIRECTION ARE NOT SHOWN - SEE PLANS.



LIFTING HOOK AT ELEVATOR

MAXIMUM SERVICE LOAD LIFTING CAPACITY = 2,000 POUNDS. FOR HEAVIER LOADS A SOLID PLATE WITH HOLE MUST BE PROVIDED.

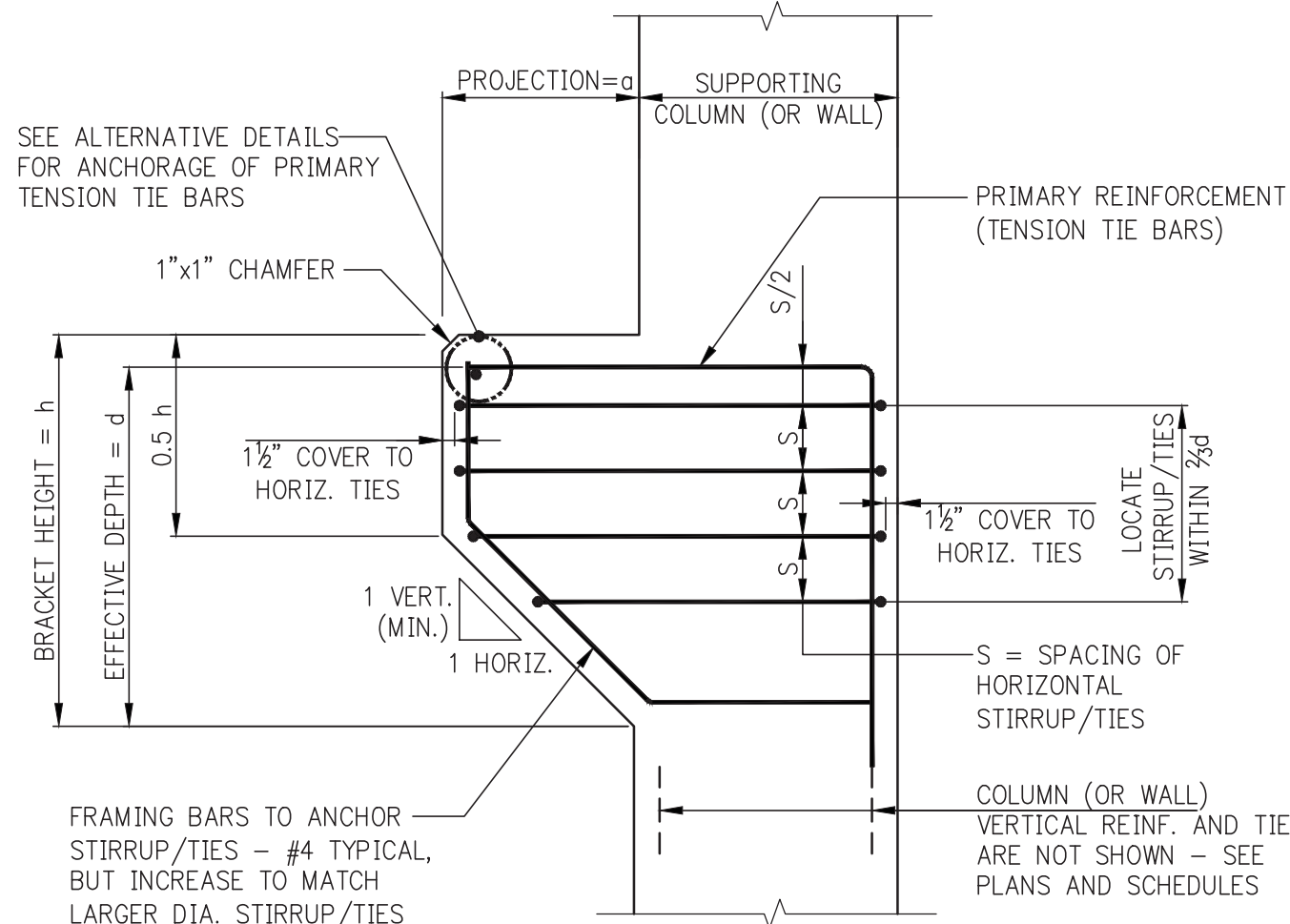


SECTION THROUGH PLATE AT HOLE

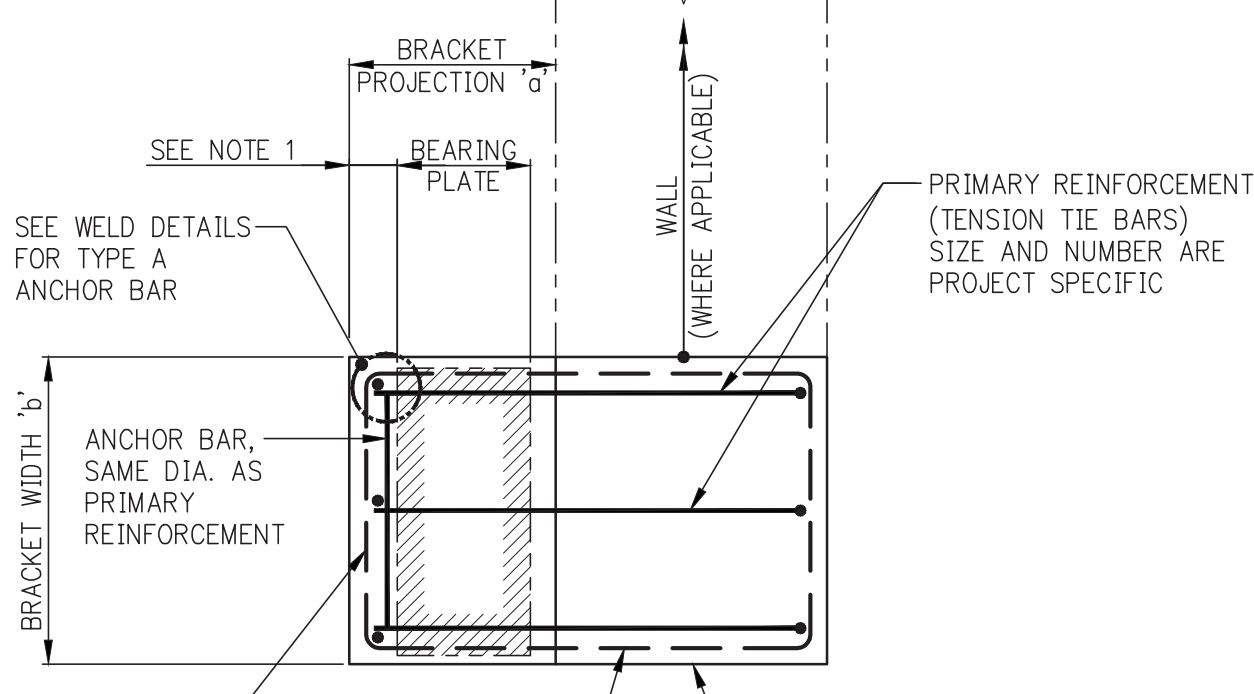
HEAVY LIFTING "PADEYE" PLATE AT ELEVATOR

MAXIMUM SERVICE LOAD LIFTING CAPACITY = 10,000 POUNDS.

- NOTES:
1. SLAB REINFORCEMENT IS NOT SHOWN.
 2. PLACE ADDITIONAL #5 BOTTOM BARS IN THE SAME PLANE(S) AS SLAB BOTTOM REINFORCEMENT.

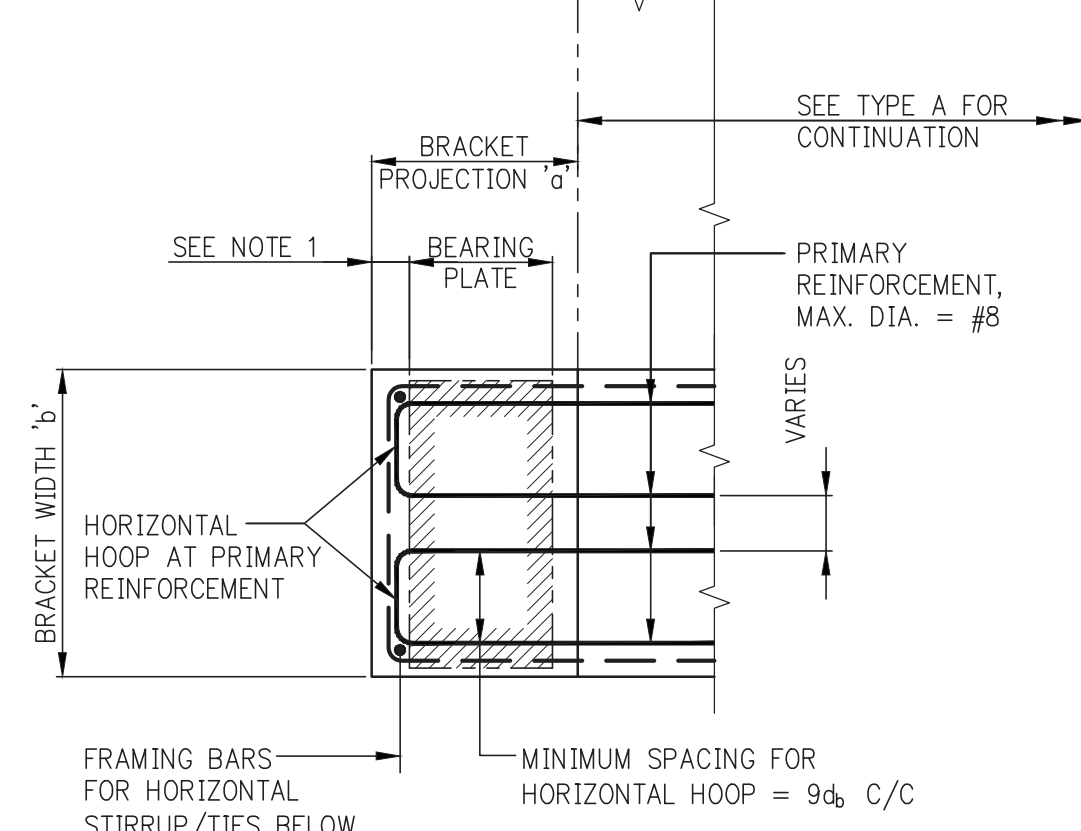


BRACKET

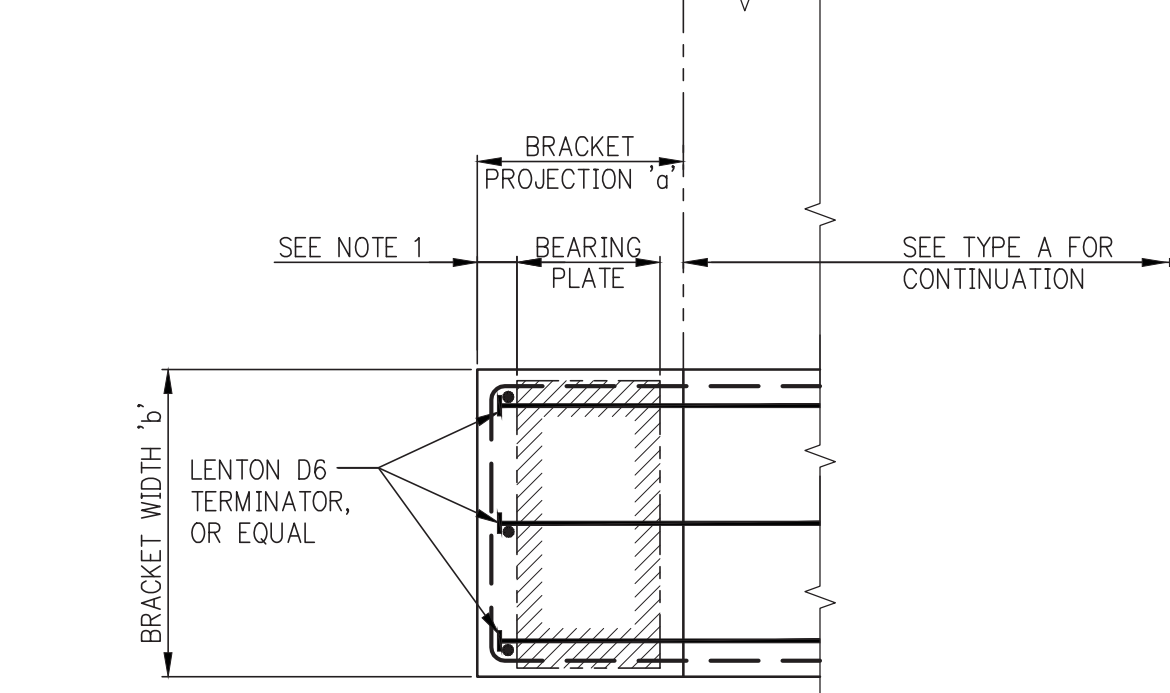


TYPE A: ANCHORAGE OF BRACKET PRIMARY REINFORCEMENT BY WELDED ANCHOR BAR (ACI 11.9.6a)

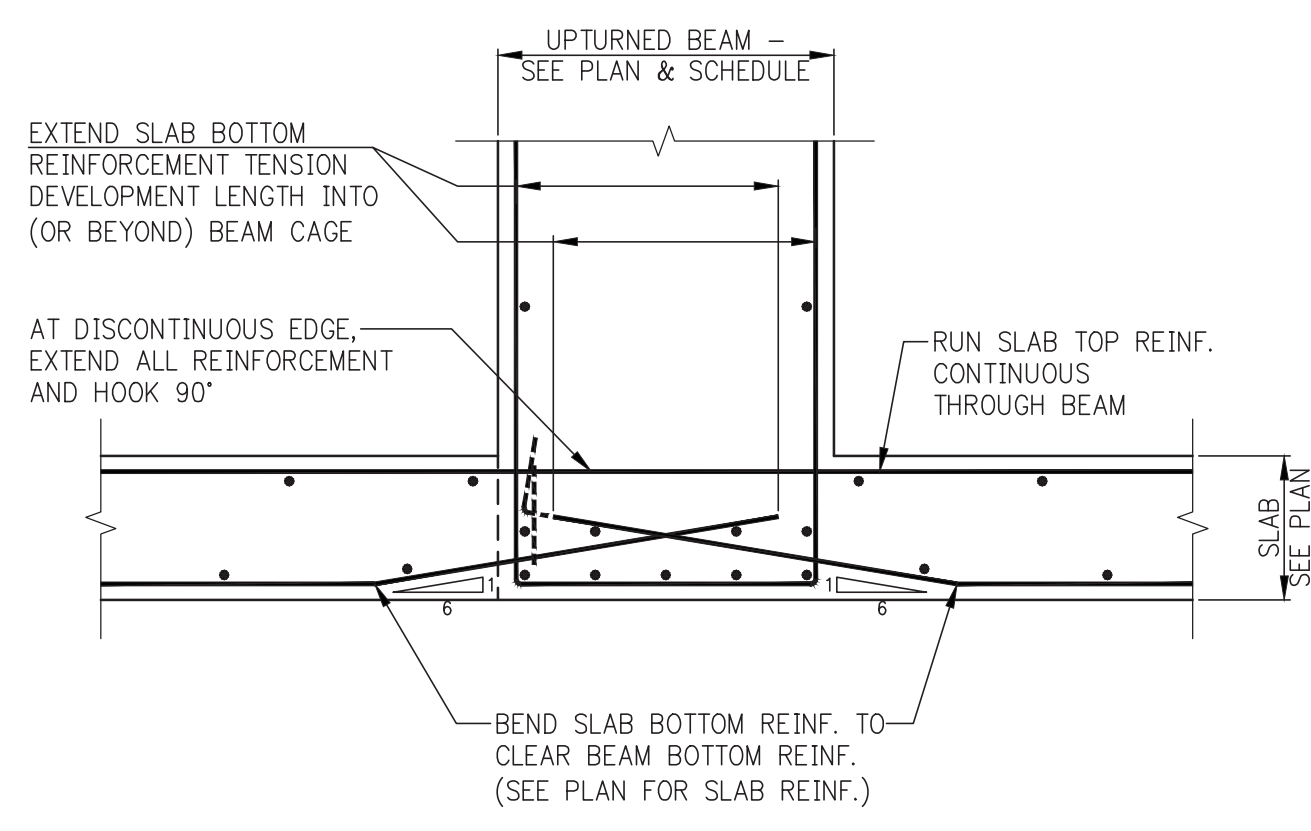
NOTE: AT WELDED ANCHORAGE, BOTH PRIMARY REINFORCEMENT AND ANCHOR BAR SHALL CONFORM TO ASTM A706, GRADE 60. ELECTRODES SHALL BE E60XX, LOW HYDROGEN, CONFORM TO AWS D1.4.



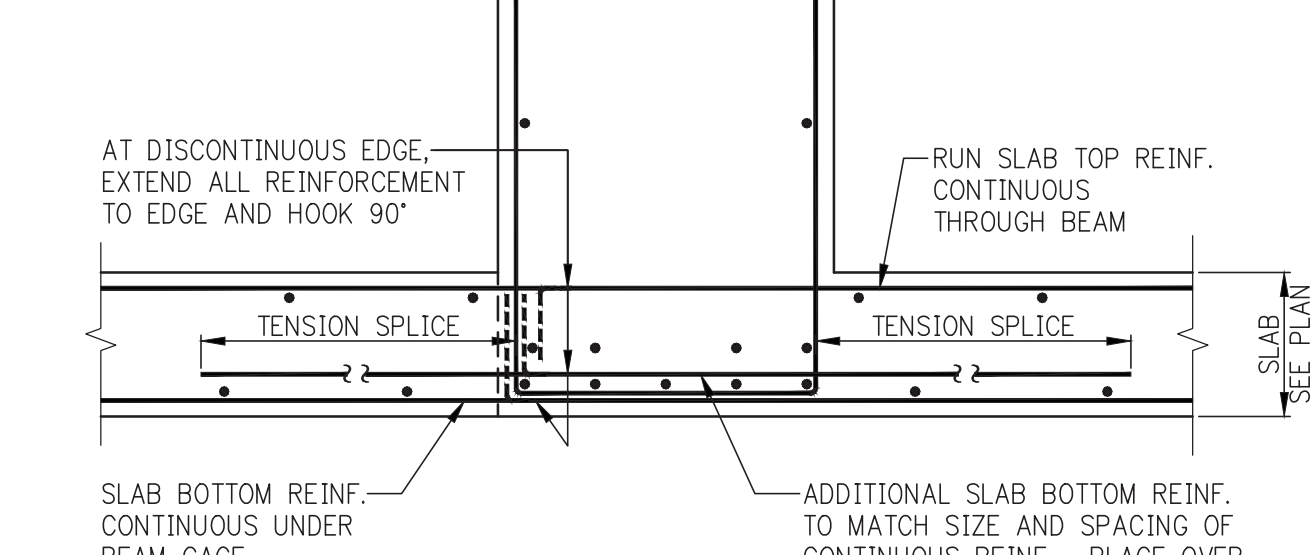
TYPE B: ANCHORAGE OF BRACKET PRIMARY REINFORCEMENT BY USE OF HORIZONTAL HOOPS (ACI 11.9.6b)



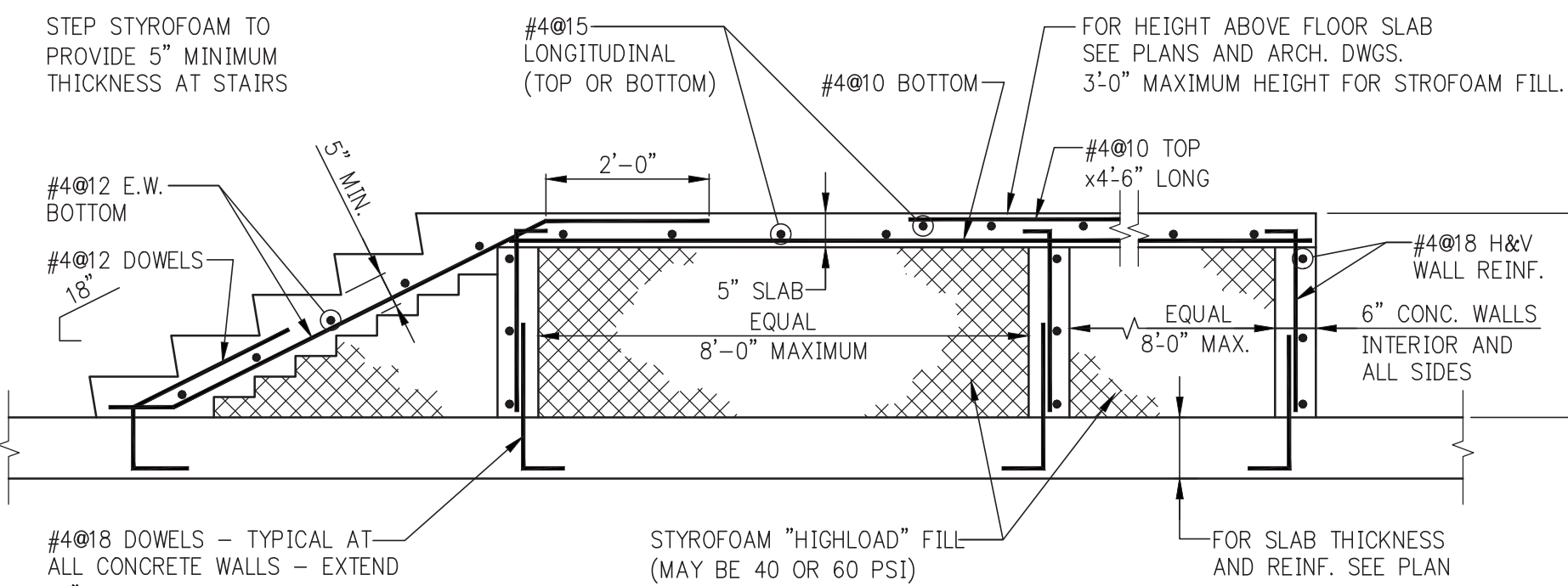
TYPE C: ANCHORAGE OF BRACKET PRIMARY REINFORCEMENT BY LENTON D6 TERMINATORS (OR EQUAL) (ACI 11.9.6c)



SLAB BOTTOM REINFORCEMENT AT A FULLY UPTURNED BEAM



ALTERNATIVE SLAB BOTTOM REINFORCEMENT AT A FULLY UPTURNED BEAM

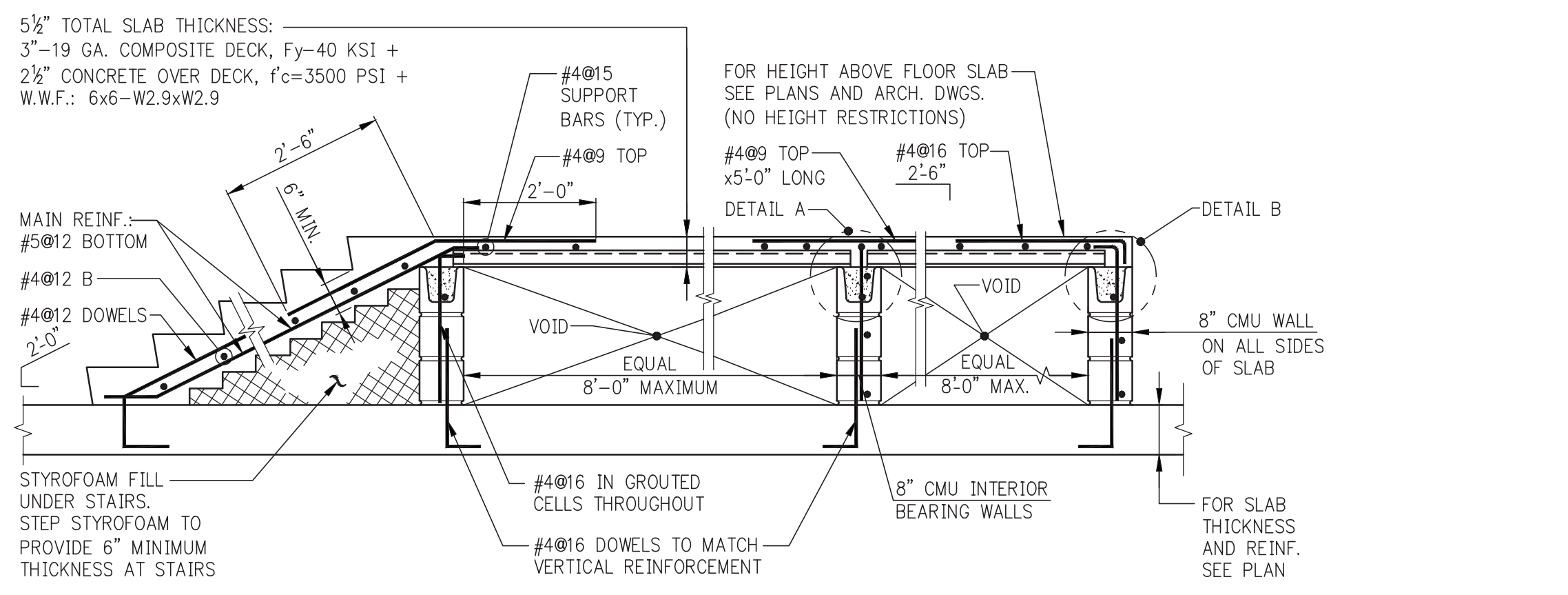


SECTION THROUGH RAISED SLAB FORMED WITH STYROFOAM

- NOTES:
1. FOR STAIR TREADS, RISERS, AND WIDTH SEE ARCH. DWGS.
 2. WHEN REQUIRED HEIGHT OF RAISED SLAB EXCEEDS 3'-0" USE STEEL DECK FORMS ALTERNATIVE. (STEEL DECK FORMED SLABS HAVE NO HEIGHT RESTRICTIONS, MINIMUM OR MAXIMUM)

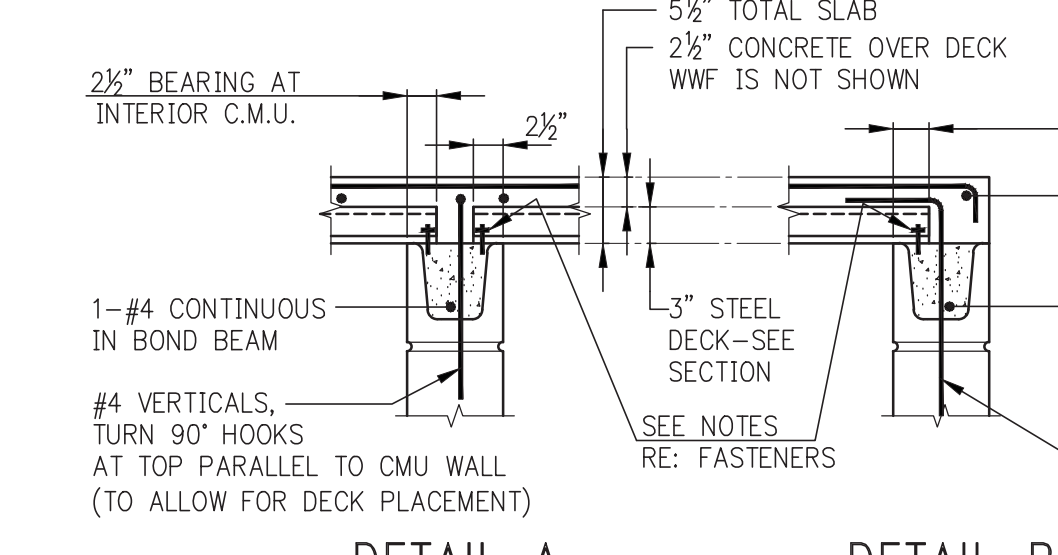
RAISED SLAB - ALTERNATIVE SUPPORTING WALL

RAISED SLAB - 1'-0" OR LESS IN HEIGHT ABOVE STRUCTURAL SLAB



SECTION THROUGH RAISED SLAB ON STEEL DECK FORMS

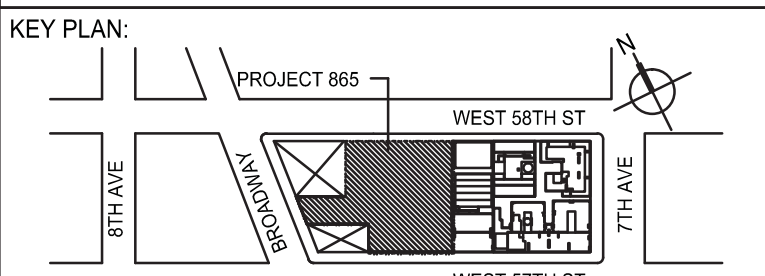
- NOTES:
1. FOR STAIR TREADS, RISERS AND WIDTH SEE ARCH. DWGS.



DETAIL A (INTERIOR SUPPORT)

- NOTES:
1. SECURE DECK WITH POWDER ACTUATED FASTENERS AT 12" O/C AT END SUPPORTS AND AT 2'-6" O/C AT SIDE WALLS.
 2. USE: A. HLTT "X"-UT B. POWERS 8MM PINS, PROVIDE WASHERS WITH ETHER.

DETAIL B (END SUPPORT)



DEVELOPER: **EXTELL DEVELOPMENT COMPANY**
805 THIRD AVENUE, 7TH FLOOR
NEW YORK, NY 10022 USA
TEL: 212 712 6000 FAX: 212 712 6100

DESIGN ARCHITECT: **Base Building Shell & Core**
ADRIAN SMITH + GORDON GILL ARCHITECTURE
111 WEST MONROE STREET SUITE 2300
CHICAGO IL 60603
TEL: 312 920 1888 FAX: 312 920 1775

INTERIOR DESIGNER: **Residential**
Rotter Architecture and Design Studio, PLLC
238 Fifth Ave, 7th Floor
New York, NY 10001
TEL: 646 998 7000 FAX: 646 998 7150

ARCHITECT OF RECORD: **Base Building Shell, Core, & Residential**
AAI ARCHITECTS, P.C.
401 Washington St. W., 3rd Floor
Toronto, ON M5V 1E7 Canada
TEL: 416 967 1500 FAX: 416 967 7150

STRUCTURAL ENGINEERS: **WSP**
228 EAST 45th Street
New York, NY 10017 USA
TEL: 212 687 8888 FAX: 646 487 5501

MEP ENGINEERS: **AKF GROUP**
1501 Broadway
New York, NY 10036 USA
TEL: 212 354 5658 FAX: 212 354 5668

GEOTECHNICAL ENGINEERS: **Langan Engineering & Environmental Services**
21 Penn Plaza - 380 West 31st Street, 8th Floor
New York, NY 10001-2727
TEL: 212 479 5400 FAX: 212 479 5444

CODE CONSULTANTS: **Construction Consulting Associates**
100 Church Street
New York, NY 10007
TEL: 212 385 1818 FAX: 212 385 1911

CURTAINWALL CONSULTANT: **AJLP Consulting**
40 Worth Street, Suite 605
New York, NY 10013
TEL: 212 757 8600 FAX: 646 219 8508

LANDMARK/PRESERVATION CONSULTANT: **Jan Hird Pokorny Associates, Inc.**
39 West 37th Street, 12A
New York, NY 10018
TEL: 212 759 6462 FAX: 212 759 6540

No.	DESCRIPTION	DATE
1	DESIGN DEVELOPMENT	07-01-2014
2	ISSUED FOR DESIGN DEVELOPMENT	07-31-2014
3	STRUCTURAL STEEL BID	08-19-2014
4	CD PROGRESS ISSUE 1	10-15-2014
5	ISSUED FOR CONSTRUCTION UP TO 5TH FLOOR ONLY	11-07-2014
6	DOB SUBMISSION	12-19-2014

DOB SUBMISSION

Discrepancies must be reported immediately to the Architect before proceeding. Only figured dimensions are to be used. Contractors must check all dimensions on site. This drawing is protected by copyright.

ALL DIMENSIONS ARE SHOWN IN IMPERIAL.

CONSULTANT: **WSP**
228 East 45th Street
New York, NY 10017
(212) 687-8888
www.wspgroup.com/usa

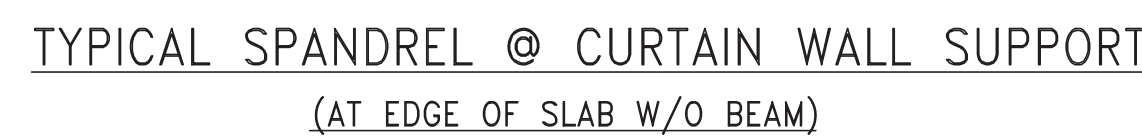
PROJECT: **217 WEST 57TH STREET NEW YORK, NY**

DRAWING TITLE: **TYPICAL SUPERSTRUCTURE CONCRETE DETAILS 3**

DATE: 03/01/14
PROJECT No: 2012186
DRAWN: CADDO
CHK: Y.E.
SCALE: AS INDICATED
DWG No: **S-622.00**

DOE EMPLOYEE ID: 108 OF 118
DOB PAGE No: 108 OF 118
DOB 8-3-2014

Seal & Signature: **Damian Titus**
Professional Engineer
Date: 01/09/2015
APPROVED
Under Directive 2 of 1995
NYC Development Hub



NOTE:

1. THIS CONNECTION IS APPLICABLE BETWEEN COLUMNS
2. CONNECTION MUST BE CHECKED BY E.O.R AT ALL COLUMN LOCATIONS



Discrepancies must be reported immediately to the Architect before proceeding. Only figured dimensions are to be used. Contractors must check all dimensions on site. This drawing is protected by copyright.

ALL DIMENSIONS ARE SHOWN IN IMPERIAL

CONSULTANT



228 East 45th Street
New York, NY 10017
(212) 697-9888
www.wspgroup.com/usa

PROJECT

217 WEST 57TH STREET
NEW YORK, NY

DRAWING TITLE

TYPICAL
SUPERSTRUCTURE
CONCRETE DETAILS 4

SEAL & SIGNATURE:

DATE:	10/15/2014
-------	------------

PROJECT No:

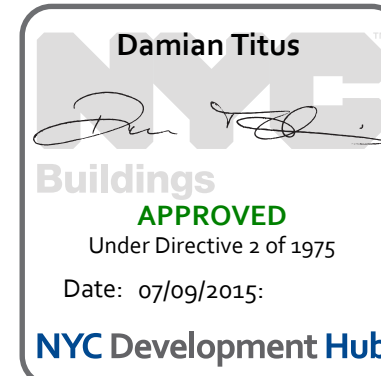
DRAWING: CADD

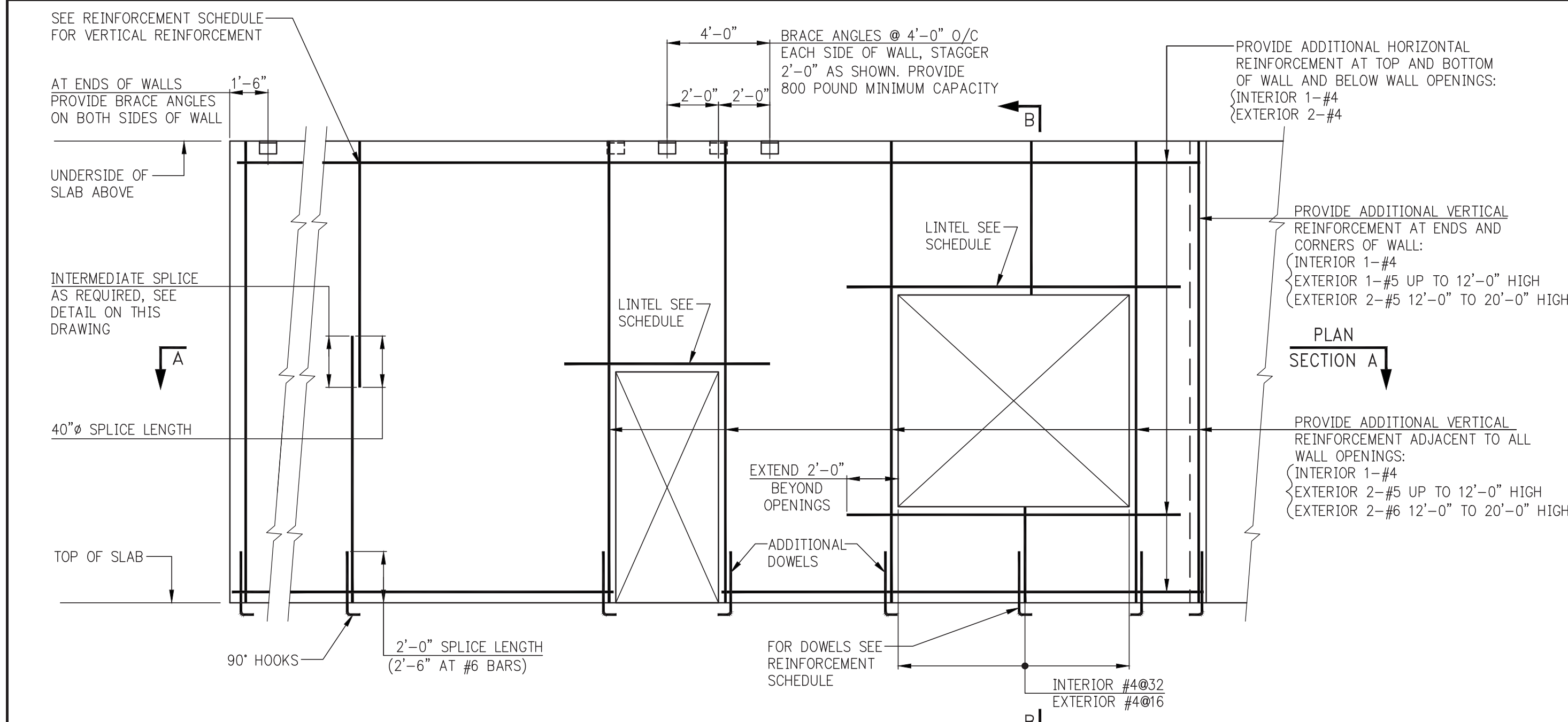
SCALE: 40 INDICATES

DWG No:
S-623.00

DOB PAGE No: 107 OF 118

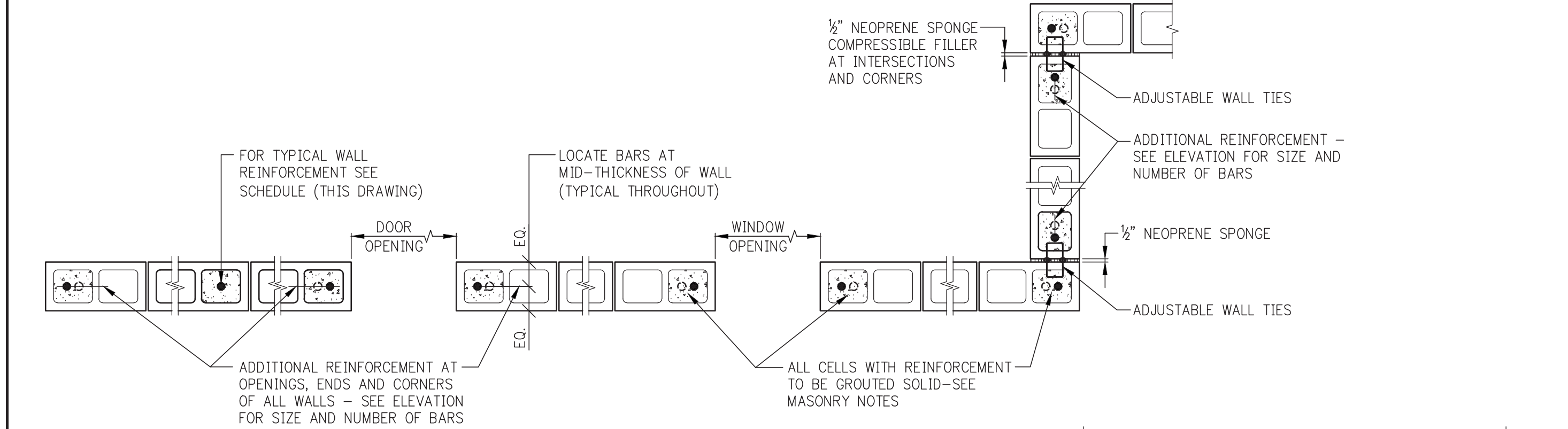
DOB EMPLOYEE STAMP



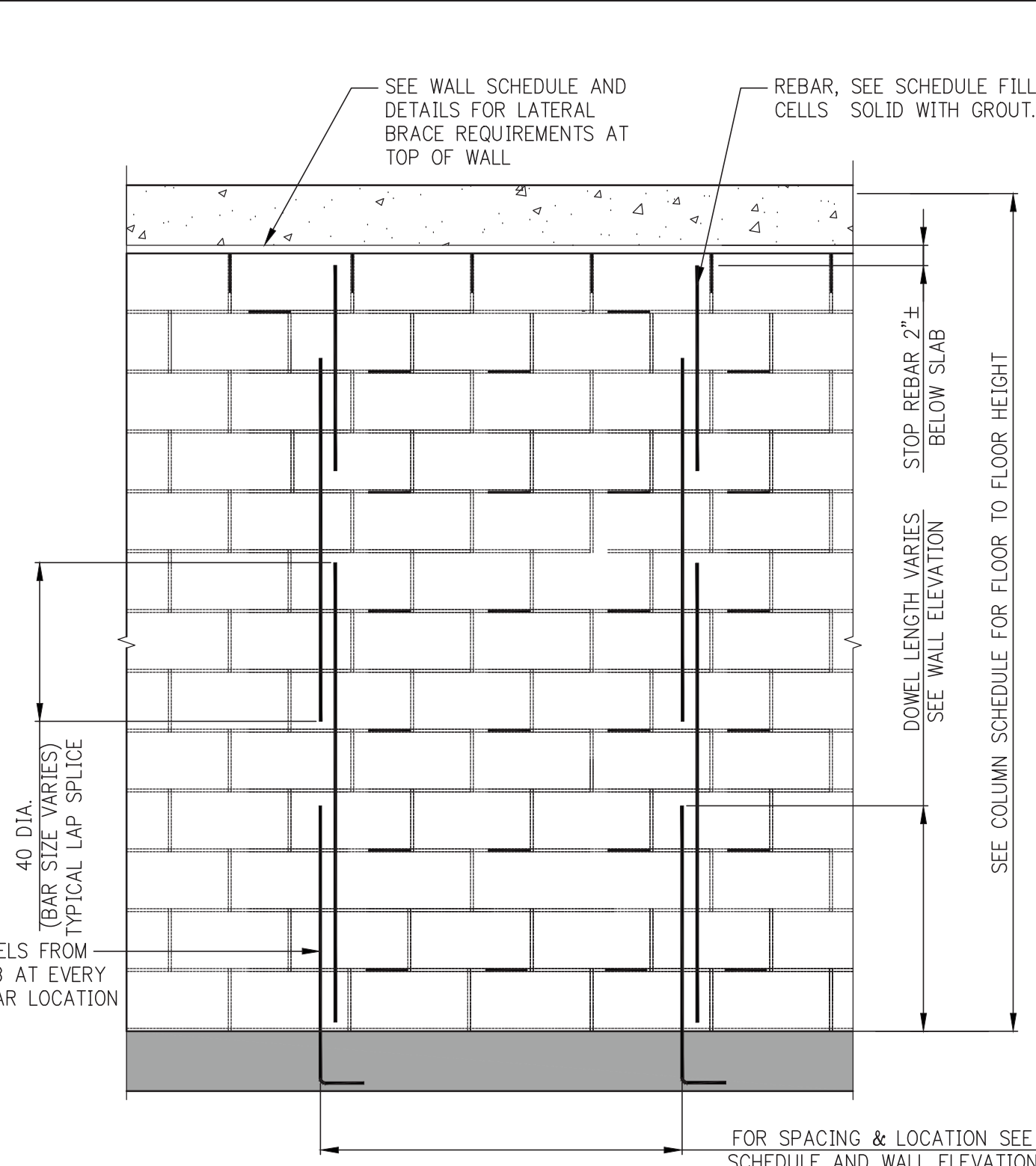
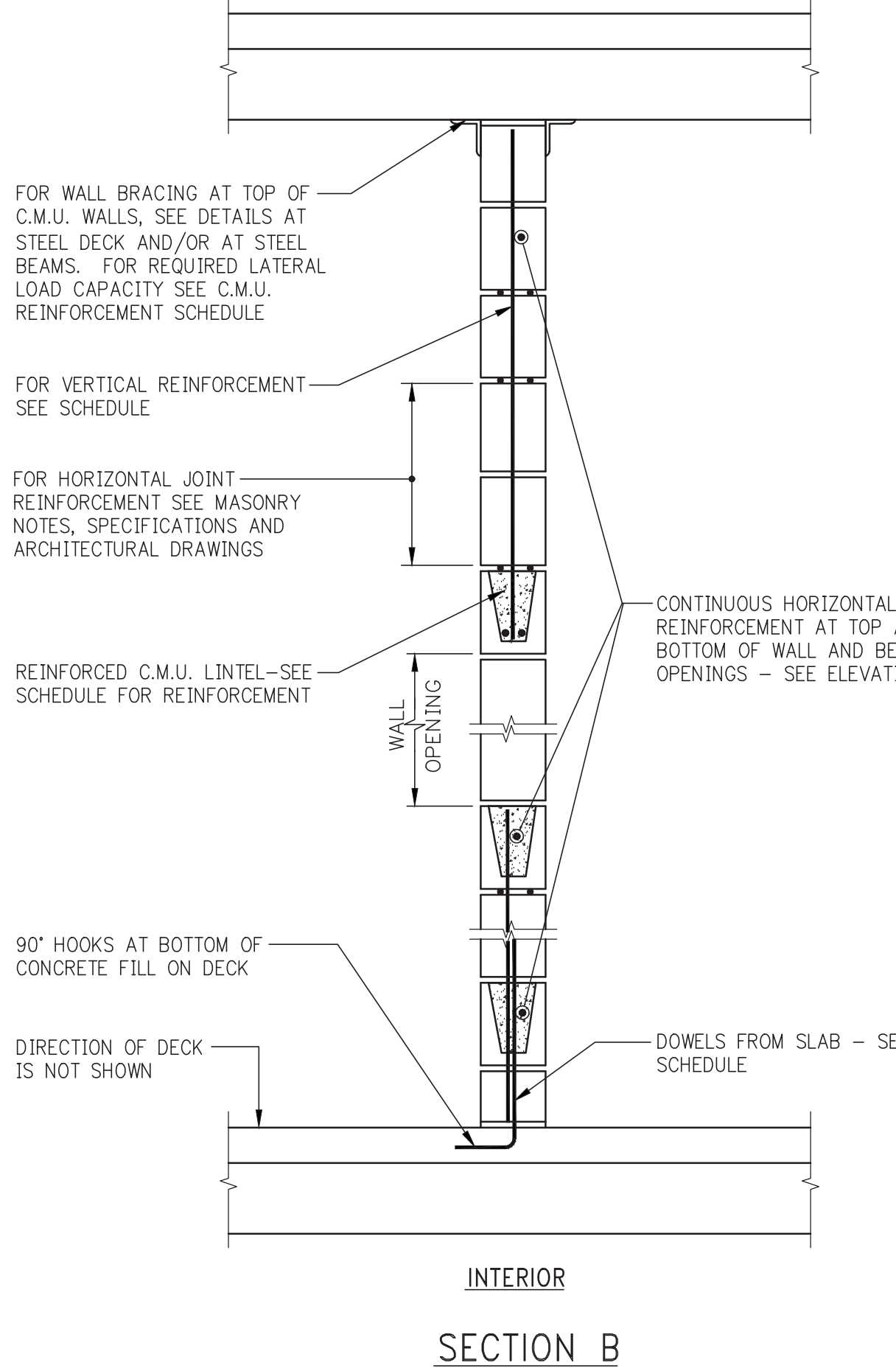


WALL REINFORCEMENT ELEVATION

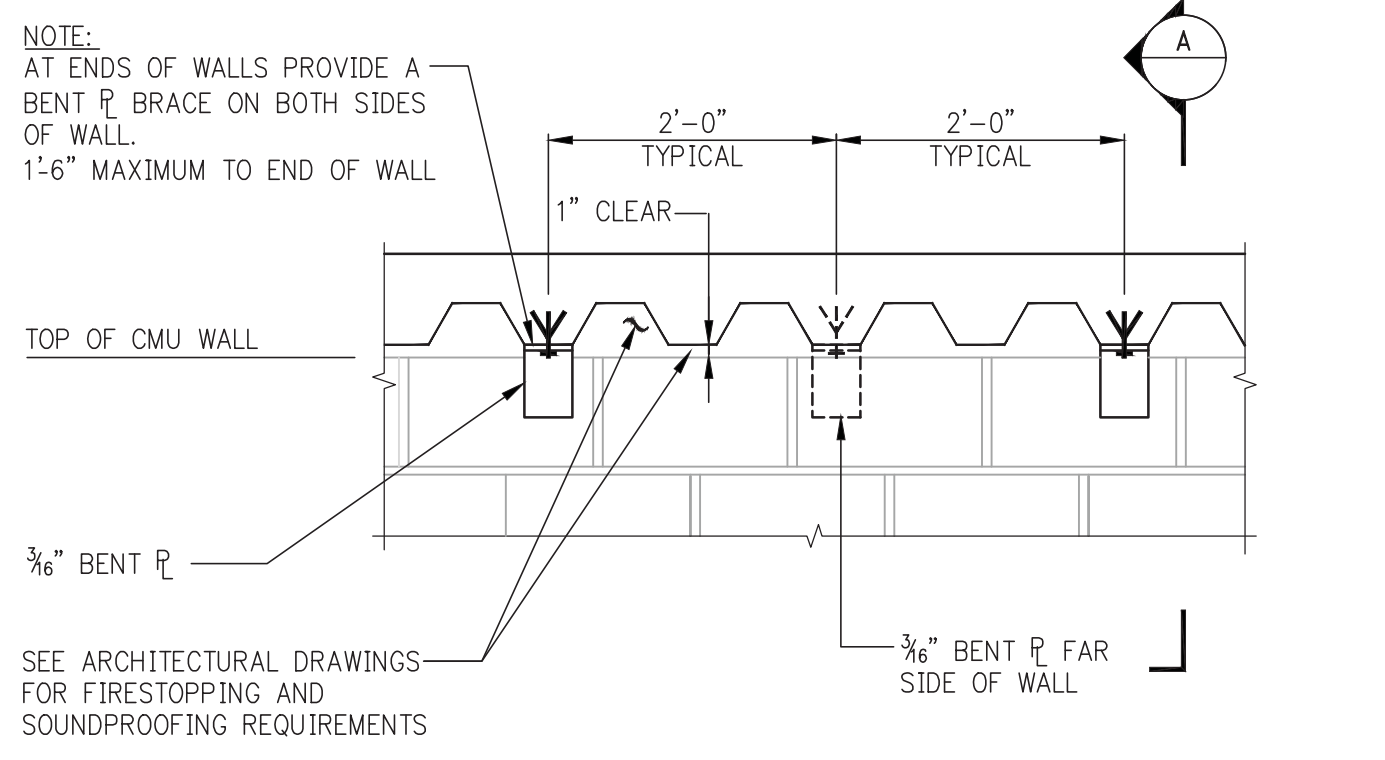
- NOTES:
1. ABOVE DETAIL APPLIES TO ALL MASONRY (C.M.U.) WALLS.
 2. FOR MULTISTORY EXTERIOR WALLS ABOVE DETAIL APPLIES TO C.M.U. BACKUP WALL ONLY. SEE SECTION BELOW FOR ADDITIONAL INFORMATION



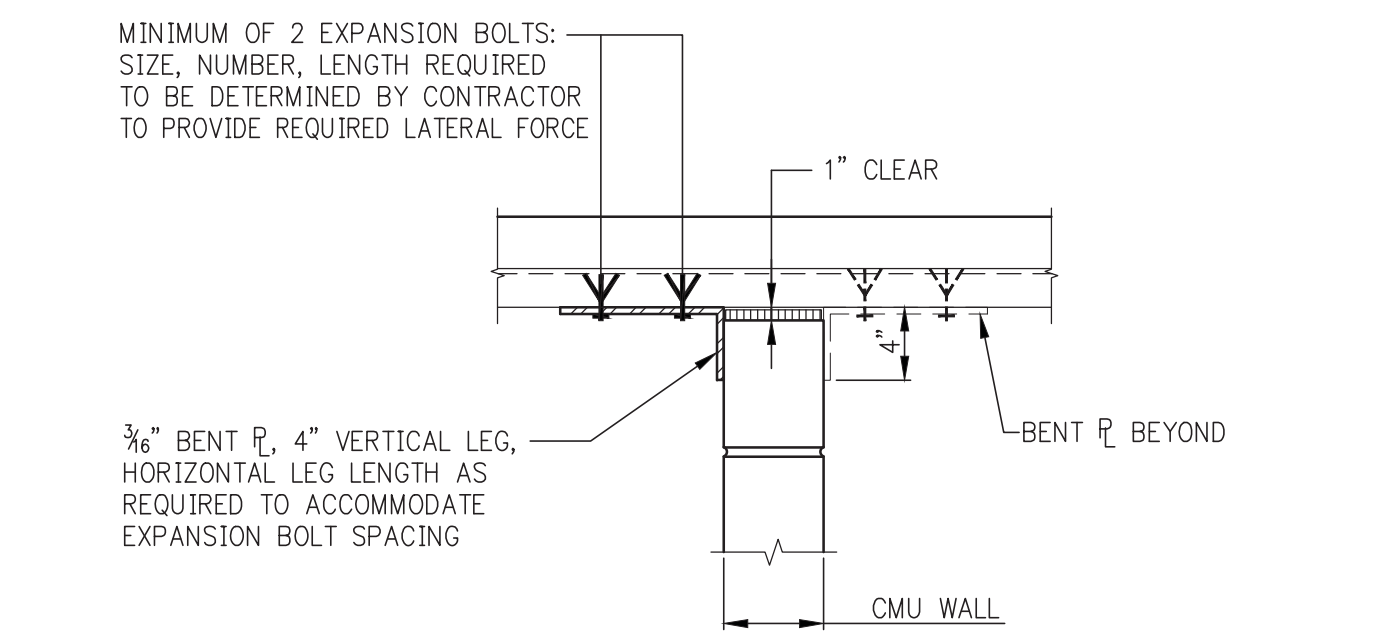
PLAN SECTION A (FOR DOWELS SEE ELEVATION)



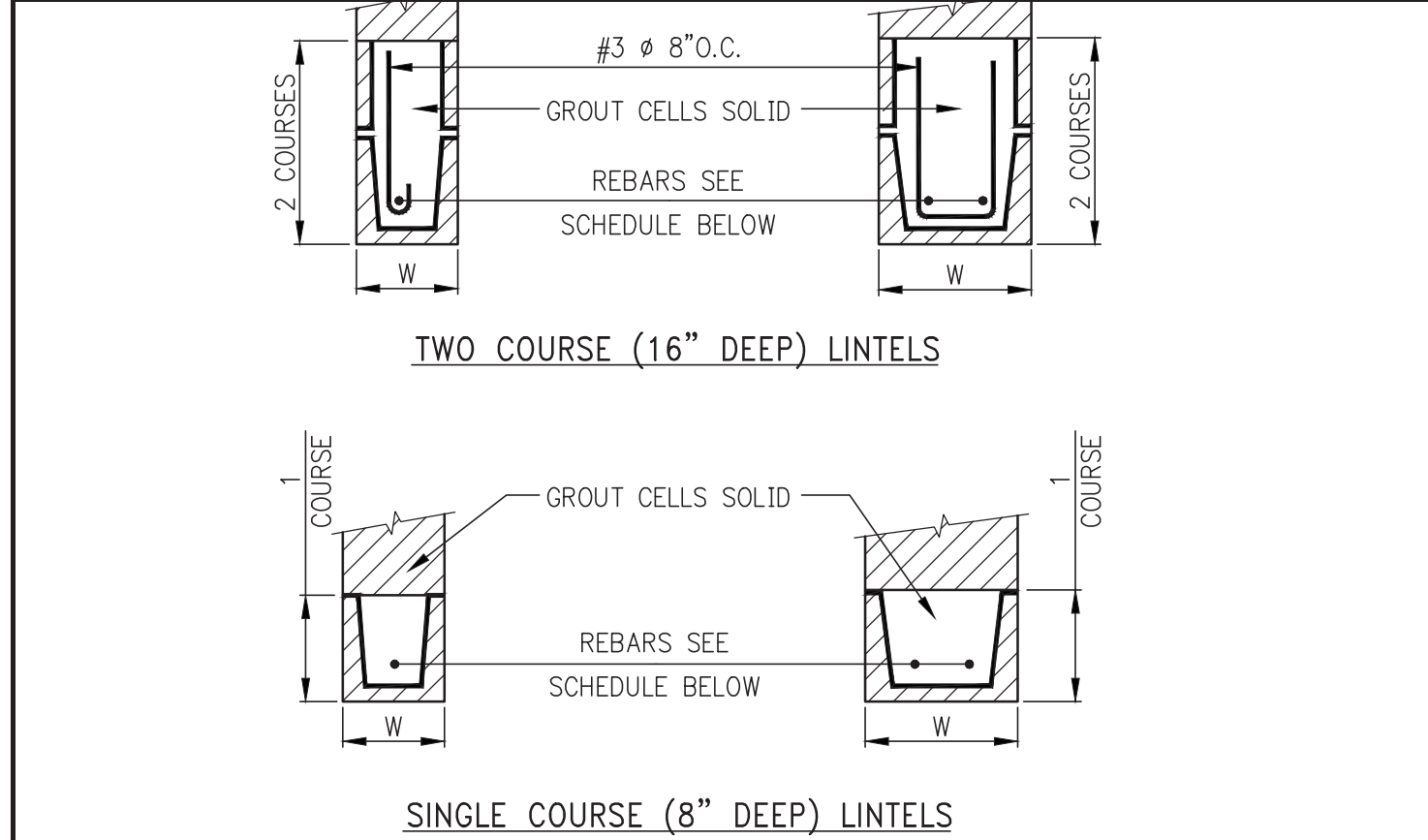
SPlice LENGTH OF REBAR IN CMU WALL



LATERAL BRACE AT TOP OF CMU WALL PERPENDICULAR TO STEEL DECK



SECTION "A" THROUGH CMU WALL PERPENDICULAR TO STEEL DECK



NOTES:

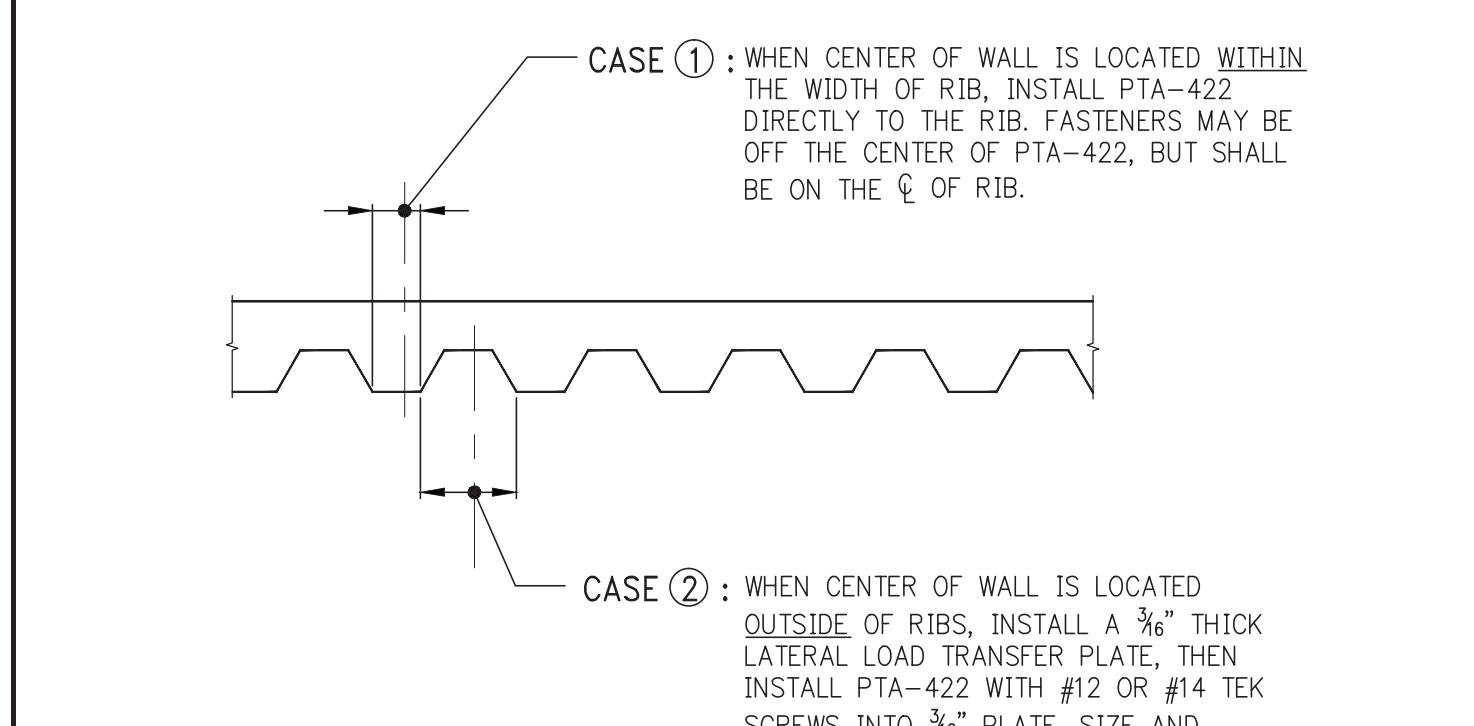
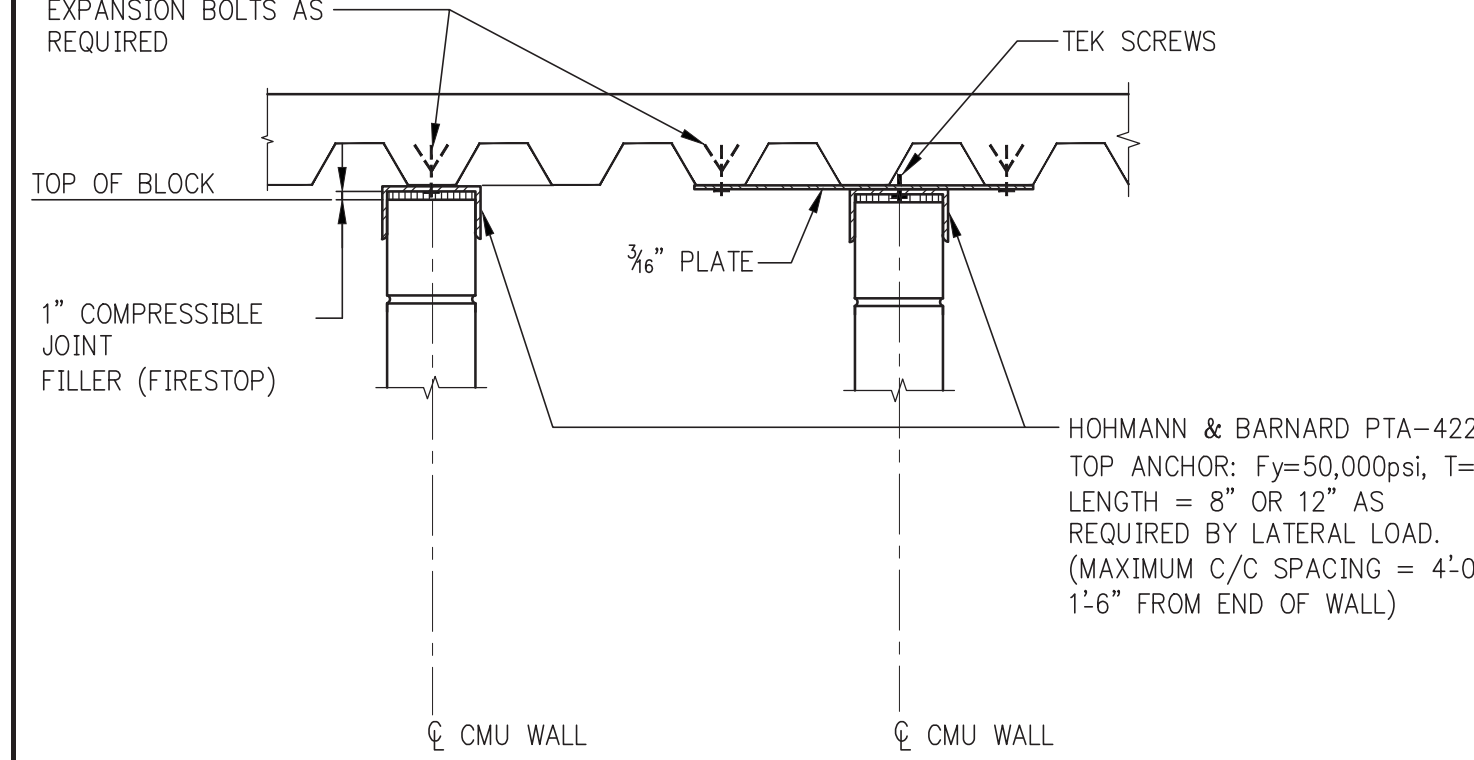
1. PROVIDE BLOCK LINTELS FOR ALL OPENINGS IN INTERIOR BLOCK PARTITIONS, AND EXTERIOR WALLS FOR WHICH STEEL LINTELS ARE NOT SHOWN. REFER TO ARCHITECTURAL DRAWINGS FOR SIZE AND LOCATION OF OPENINGS. PROVIDE 8" MINIMUM BEARING AT EACH END.
2. W AS PER TABLE (FIRST DIMENSION).
3. GROUT SHALL BE FINE ONLY.

TYPE OF LOADING *	LINTEL SECTION NOMINAL SIZE (IN.)	REQUIRED REINFORCEMENT							
		3'-4"	4'-0"	4'-8"	5'-4"	6'-0"	6'-8"	7'-4"	8'-0"
FLOOR & ROOF LOADS	6x8	1-#4	1-#4	1-#4	2-#4	2-#5	2-#4	2-#4	2-#5
	6x16	-	-	-	2-#4	2-#4	2-#4	2-#4	2-#5
FLOOR & ROOF LOADS	6x16	1-#4	1-#4	1-#4	1-#5	2-#4	2-#4	2-#5	2-#5
	8x8	1-#4	2-#4	2-#4	2-#4	2-#5	2-#5	2-#5	2-#5
	8x16	-	-	-	-	2-#5	2-#5	2-#5	2-#5
FLOOR & ROOF LOADS	8x16	2-#4	2-#4	2-#4	2-#4	2-#4	2-#5	2-#5	2-#5

(*) INCLUDES WEIGHT OF LINTEL

- NOTES:
1. WALL LOADS ASSUMED 300lbs. PER LINEAR FOOT.
 2. FLOOR & ROOF LOADS INCLUDING WALL LOADS ASSUMED 100lbs. PER LINEAR FOOT.
 3. 8" LINTELS ASSUMED TO WEIGH 50#/FT.
 4. 16" LINTELS ASSUMED TO WEIGH 100#/FT.
 5. IF ACTUAL LOADS EXCEED THOSE ASSUMED, CONTRACTOR IS TO OBTAIN DIRECTION FROM THE ENGINEER.
 6. FOR LINTELS OVER 10'-0" LONG, CONTRACTOR IS TO OBTAIN DIRECTION FROM THE ENGINEER.

REINFORCED BLOCK LINTEL



LATERAL BRACE AT TOP OF CMU WALL PARALLEL TO STEEL DECK

C.M.U. MASONRY NOTES

1. SEE ARCHITECTURAL DRAWINGS AND SPECIFICATIONS FOR COMPLETE REQUIREMENTS FOR C.M.U. MASONRY CONSTRUCTION AND APPEARANCE. DETAILS AND NOTES SHOWN ON THE STRUCTURAL DRAWINGS ARE INTENDED TO SUPPLEMENT ARCHITECTURAL REQUIREMENTS AND TO SETTING ELEMENTS WHICH PROVIDE STRUCTURAL STRENGTH AND STABILITY.
2. DETAILS, SECTIONS, SCHEDULES, ETC. AND THESE NOTES, REPRESENT THE MINIMUM REQUIREMENTS FOR STRUCTURAL ADEQUACY. WHERE ARCHITECTURAL REQUIREMENTS DIFFER FROM STRUCTURAL, THE MORE STRINGENT SHALL BE FOLLOWED.
3. CODE: MASONRY WALL CONSTRUCTION SHALL CONFORM TO THE NEW YORK CITY BUILDING CODE AND TO ACI 530/ASCE-5 AS REFERENCED BY THE NYC CODE.
4. MASONRY UNITS SHALL BE LIGHTWEIGHT HOLLOW LOAD BEARING CONCRETE MASONRY (CMU). COMPRESSIVE STRENGTH OF MASONRY F'M SHALL BE A MINIMUM OF 1,500 PSI.
5. MORTAR SHALL BE TYPE M OR S.
6. HORIZONTAL JOINT REINFORCEMENT SHALL BE TRUSS TYPE GALVANIZED COLD-DRAWN STEEL WIRE CONFORMING TO ASTM A 951.
7. PROVIDE HORIZONTAL JOINT REINFORCEMENT IN EVERY OTHER JOINT (16" O.C. VERTICALLY) UNLESS PLANS OR DETAILS CALL FOR CLOSER SPACING OR ADDITIONAL REINFORCEMENT.
8. BAR REINFORCEMENT: ASTM A 615 GRADE 60, PER SCHEDULE. FOR ADDITIONAL REINFORCEMENT SEE WALL REINFORCEMENT ELEVATION.
9. ALL CELLS WITH REINFORCEMENT SHALL BE GROUTED SOLID FOR THE FULL EXTENT OF BAR, VERTICAL AND HORIZONTAL.
10. GROUT SHALL HAVE A MINIMUM COMPRESSIVE STRENGTH OF 2,000 PSI. GROUT SHALL BE "FINE" AS DEFINED BY ASTM C 476.
11. STEEL ANGLES: ASTM A 36. STEEL IN AN EXTERIOR WALL OR EXPOSED TO THE EXTERIOR SHALL BE GALVANIZED.
12. CONTRACTOR SHALL COORDINATE ALL MASONRY WORK WITH WORK OF OTHER TRADES: ARCHITECTURAL, STRUCTURAL, MEP.

C.M.U. WALL REINFORCEMENT SCHEDULE (AND LATERAL BRACING LOAD AT TOP)

LOCATION AND HEIGHT OF WALL	MINIMUM BLOCK THICKNESS	VERTICAL REINFORCEMENT	DOWELS FROM SLAB	LATERAL BRACING FORCE (TOP) #/FOOT	REMARKS
INTERIOR UP TO 14'-0"	6"	#4@16	#4@16	-	*
INTERIOR 14'-1" TO 24'-6"	8"	#4@16	#5@16	-	*
EXTERIOR UP TO 8'-0"	6"	#4@32	#4@16	-	**
EXTERIOR 8'-1" TO 12'-0"	8"	#4@16	#5@16	-	**
EXTERIOR 12'-1" TO 15'-0"	10"	#4@16	#5@16	-	**
EXTERIOR 15'-1" TO 18'-0"	12"	#5@16	#5@16	-	**
EXTERIOR CASTLETOP (PARAPET, ETC.) UP TO 6'-0"	8"	#4@16	#5@16	-	**

- ** APPLICABLE FOR LATERAL LOAD UP TO 10 PSF
- ** APPLICABLE FOR LATERAL LOAD UP TO 40 PSF

LOOSE LINTEL SCHEDULE (ANGLES OR W-SHAPE PLUS PLATE)

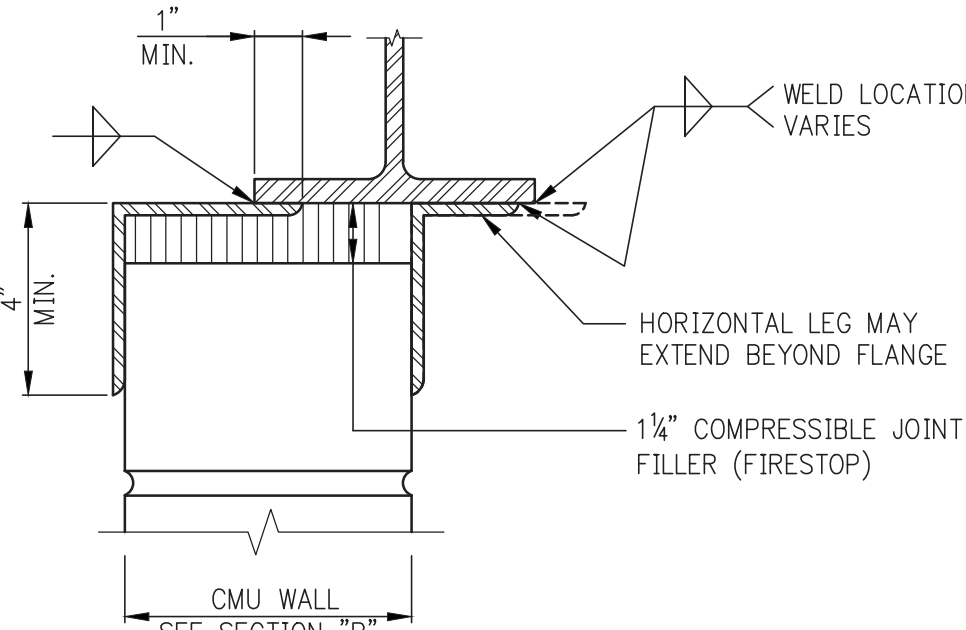
MASONRY OPENING	ANGLE SIZE PER EACH 4" WIDTH OF MASONRY (OR W + R)	ANGLE SIZE FOR 6" WIDTH OF MASONRY
UP TO 5'-0"	L3 1/2 x 3 1/2 x 3/8	L6 x 4 x 3/8
5'-1" TO 8'-0"	L6 x 3 1/2 x 3/8	L6 x 4 x 1/2
8'-1" TO 10'-8"	L6 x 3 1/2 x 3/8	-
10'-9" TO 14'-0"	WB415 + BOTTOM R 3/8 x 7 (WELD PLATE TO BOTTOM FLANGE)	-

- NOTES:
1. ANGLE LENGTH = MASONRY OPENING PLUS 1'-0" (6" BEARING AT EACH END).
 2. ANGLE LONG LEG IS VERTICAL.
 3. W6 + R 7/8 TO BE USED AT 8" WIDE WALL ONLY.
 4. PROVIDE FIRESTOPPING ON LINTELS FOR MASONRY OPENINGS GREATER THAN 4'-0", AS REQUIRED BY CODE.
 5. JOINTS SHALL NOT BE LOCATED OVER THE MASONRY OPENING.

SCHEDULE OF BRICK RELIEVING ANGLES FOR VARYING OFFSETS (OUTSIDE FACE OF BRICK TO FACE OF SUPPORT)

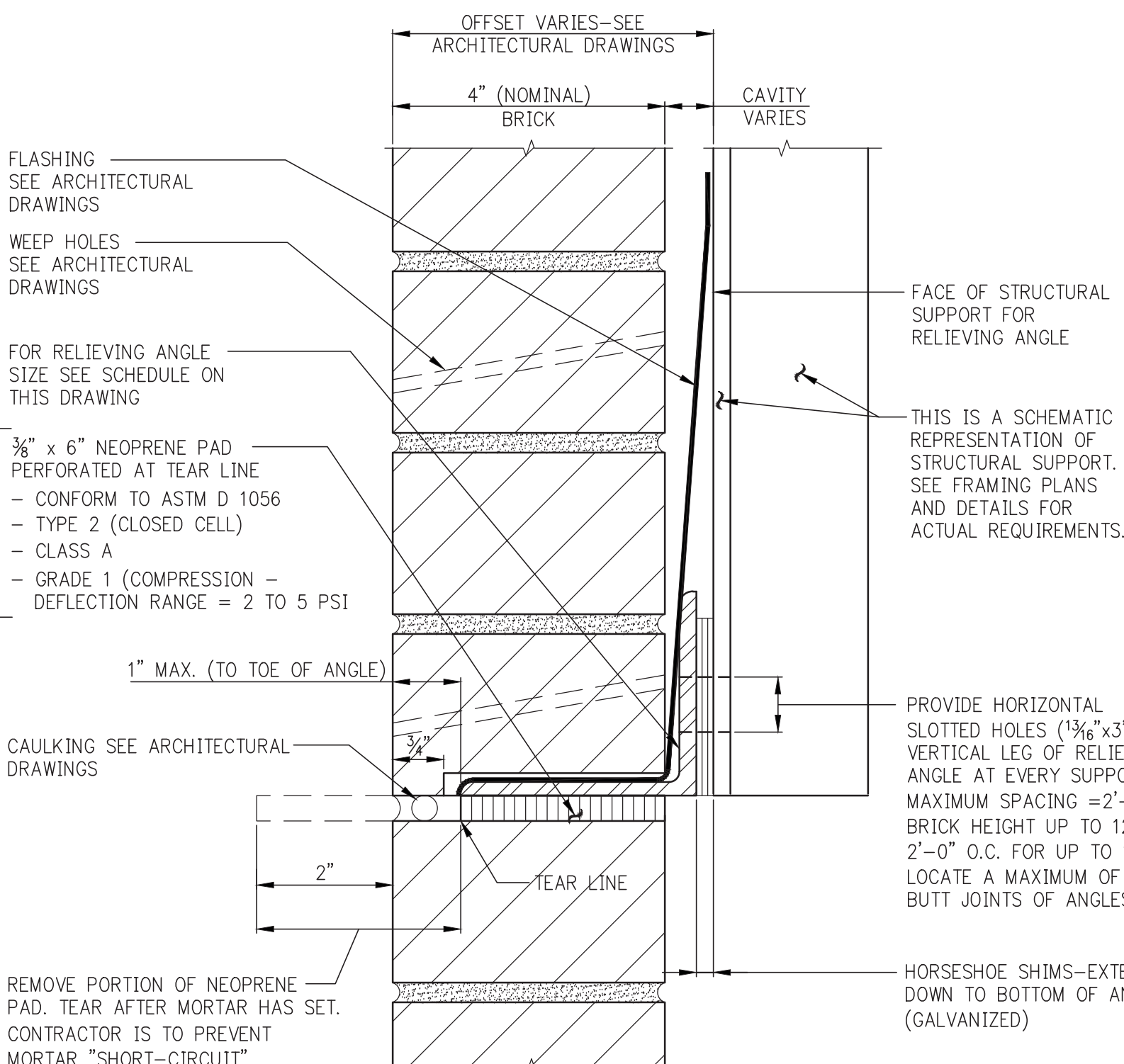
OFFSET DIMENSION	RELIEVING ANGLE SIZE	H & B LW-340 INSERT SPACING VS. BRICK HEIGHT		REMARKS
		BRICK HEIGHT (FL-TYPICAL)	INSERT SPACING	
5 IN	L6 x 4 x 3/8 LLV	UP TO 12"	32" O/C	
		12" TO 16"	24" O/C	
6 IN	L5 x 5 x 3/8	UP TO 12"	32" O/C	
		12" TO 16"	24" O/C	
7 IN	L6 x 6 x 3/8	UP TO 12"	32" O/C	
		12" TO 16"	24" O/C	
8 IN	L8 x 6 x 3/8 LH	UP TO 12"	32" O/C	* TRIM 1" FROM 8" LEG
		12" TO 16"	24" O/C	

- NOTES:
1. ALL BOLTS 3/4" DIAMETER.
 2. ALL ANGLES TO BE A36, ANGLES, BOLTS AND SHIMS TO BE GALVANIZED.



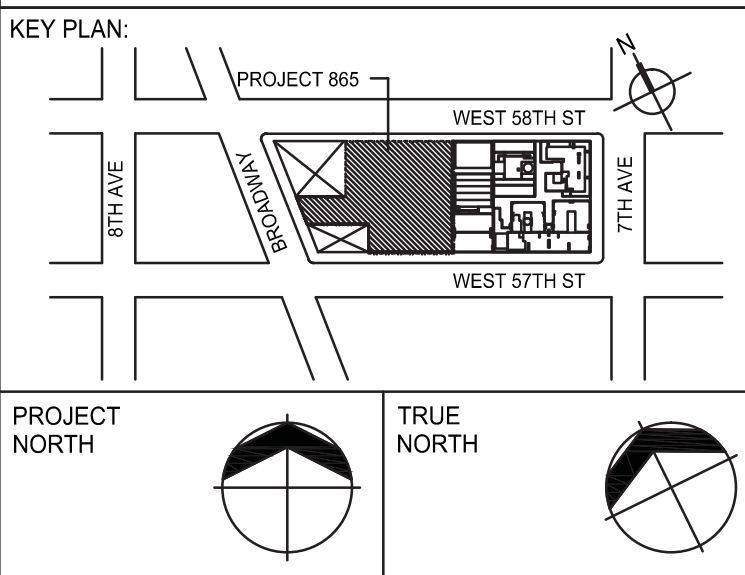
CMU WALL LATERAL BRACES AT UNDERSIDE OF STEEL BEAM

- NOTES:
1. HORIZONTAL LEG LENGTH REQUIRED WILL VARY AS A FUNCTION OF:
 - a. BEAM FLANGE WIDTH
 - b. CMU WALL THICKNESS
 - c. POSITION OF CMU WALL IN RELATION TO BEAM FLANGE.
 2. THE APPROPRIATE HORIZONTAL LEG DIMENSION SHALL BE DETERMINED BY THE STEEL FABRICATOR.
 3. THE VERTICAL LEG MUST BE A MINIMUM OF 4" LONG.
 4. ANGLE THICKNESS MAY BE THE MINIMUM FOR EACH ANGLE SIZE.
 5. LENGTH OF CLIPS (BRACES) TO BE 4", SPACED AT 4'-0" O/C - STAGGER OPPOSITE SIDES TO PROVIDE CLEARANCE FOR WELDING AND CMU ERECTION.



SOFT JOINT AT STEEL CONSTRUCTION (LIP BRICK)

- NOTES:
1. SEE ARCHITECTURAL DRAWINGS FOR ADDITIONAL INFORMATION AND FURTHER MASONRY REQUIREMENTS.
 2. PROVIDE AT EVERY FLOOR AND AT INTERMEDIATE LEVELS.



DEVELOPER: **EXTELL DEVELOPMENT COMPANY**
805 THIRD AVENUE, 7TH FLOOR
New York, NY 10022 USA
TEL: 212 712 6000 FAX: 212 712 6100

DESIGN ARCHITECT: **Base Building Shell & Core**
ADRIAN SMITH + GORDON GILL ARCHITECTURE
111 WEST MONROE STREET SUITE 2300
CHICAGO IL 60603
TEL: 312 920 1888 FAX: 312 920 1775

INTERIOR DESIGNER: **Residential**
Rottet Architecture and Design Studio, PLLC
236 Fifth Ave, 7th Floor
New York, NY 10001
TEL: 646 998 7000 FAX: 646 998 7000

ARCHITECT OF RECORD: **Base Building Shell, Core, & Residential**
AAI ARCHITECTS, P.C.
401 West 37th St, 3rd Floor
Toronto, ON M5V 1E7 Canada
TEL: 416 967 1500 FAX: 416 967 7150

STRUCTURAL ENGINEERS: **WSP**
228 East 45th Street
New York, NY 10017 USA
TEL: 212 687 8888 FAX: 646 487 5501

MEP ENGINEERS: **AKF GROUP**
1501 Broadway
New York, NY 10036 USA
TEL: 212 354 5656 FAX: 212 354 5668

GEOTECHNICAL ENGINEERS: **Langan Engineering & Environmental Services**
21 Penn Plaza - 380 West 31st Street, 8th Floor
New York, NY 10001-2727
TEL: 212 479 5400 FAX: 212 479 5444

CODE CONSULTANTS: **Construction Consulting Associates**
100 Church Street
New York, NY 10007
TEL: 212 385 1915 FAX: 212 385 1911

CURTAINWALL CONSULTANT: **AJLP Consulting**
40 Worth Street, Suite 605
New York, NY 10013
TEL: 212 757 8659 FAX: 646 219 8508

LANDMARK PRESERVATION CONSULTANT: **Jan Hird Pokorny Associates, Inc.**
39 West 37th Street, 12A
New York, NY 10018
TEL: 212 759 6462 FAX: 212 759 6540

No.	DESCRIPTION	DATE
1	SUPERSTRUCTURE CONCRETE BID	06-10-2014
2	DESIGN DEVELOPMENT	07-01-2014
3	ISSUED FOR DESIGN DEVELOPMENT	07-31-2014
4	CD PROGRESS ISSUE 1	10-15-2014
5	ISSUED FOR CONSTRUCTION UP TO 5TH FL ONLY	11-07-2014
6	DOB SUBMISSION	12-19-2014

DOB SUBMISSION

Discrepancies must be reported immediately to the Architect before proceeding. Only figured dimensions are to be used. Contractors must check all dimensions on site. This drawing is protected by copyright.

ALL DIMENSIONS ARE SHOWN IN IMPERIAL.

CONSULTANT: **WSP**
228 East 45th Street
New York, NY 10017
(212) 687 8888
www.wspgroup.com/usa

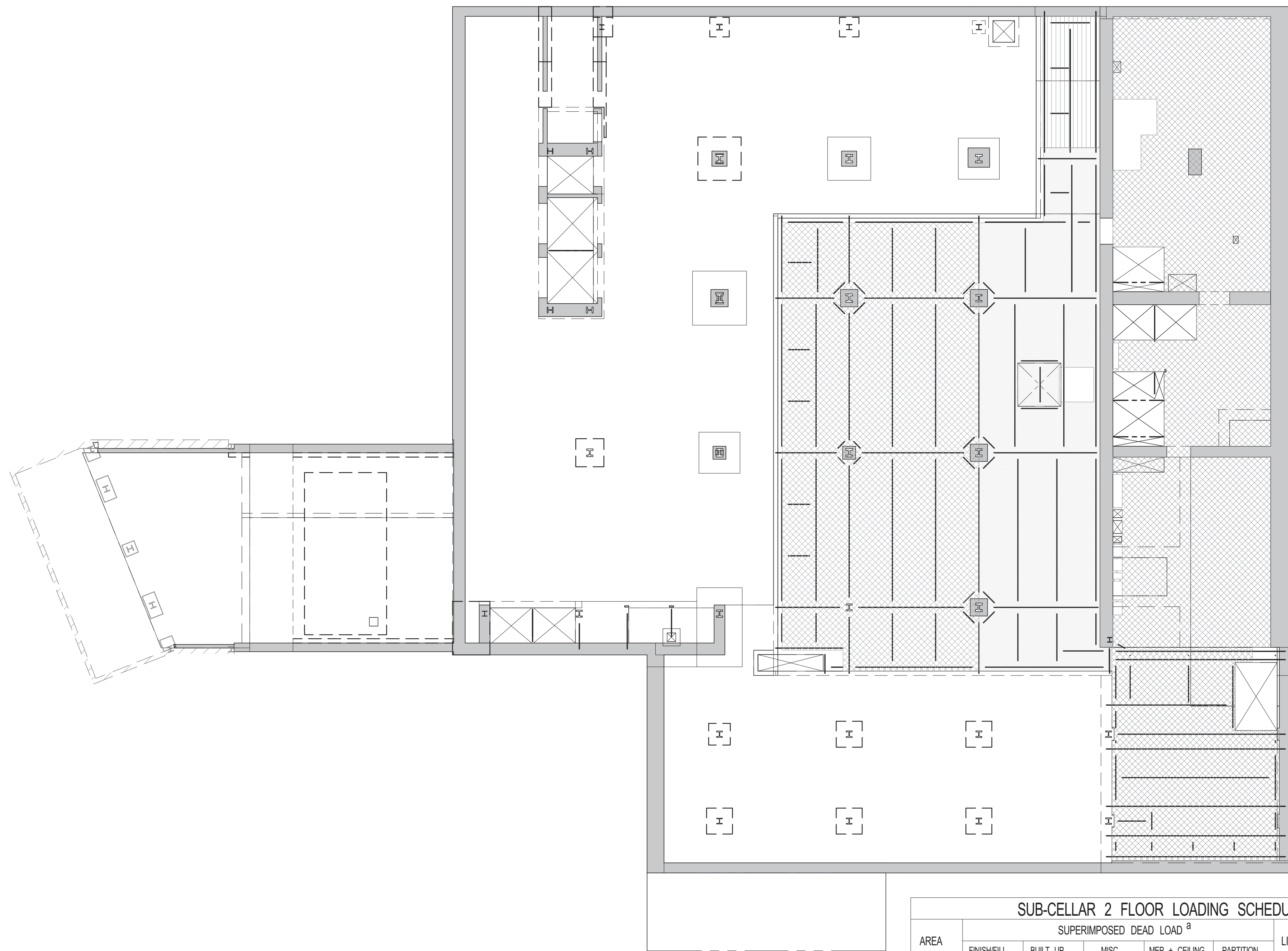
PROJECT: **217 WEST 57TH STREET NEW YORK, NY**

DRAWING TITLE: **TYPICAL CONCRETE MASONRY DETAILS**

SEAL & SIGNATURE: **Damian Titus**
PROJECT No: 2012185
DATE: 06/02/2014
DRAWN: CADDO
CHK: Y.E.
SCALE: AS INDICATED
DWG No: **S-650.00**

DOB EMPLOYEE ID: 108 OF 118
DOB 9-3-2014

APPROVED
Under Directive 2 of 1975
Date: 07/09/2015
NYC Development Hub

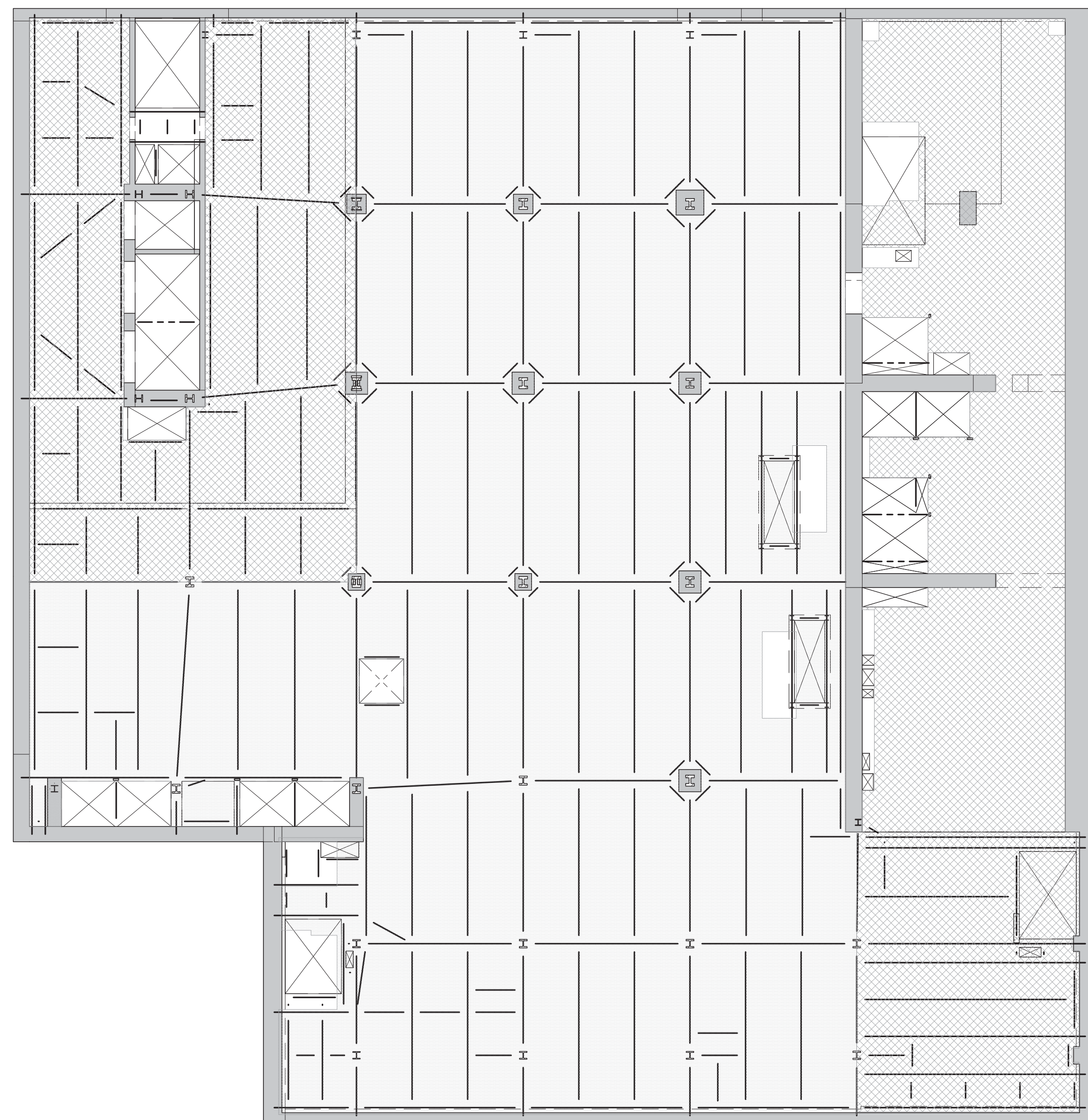


1 SUBCELLAR 2 LOADING DIAGRAM
SCALE: 1/16" = 1'-0"

SUB-CELLAR 2 FLOOR LOADING SCHEDULE						
AREA	SUPERIMPOSED DEAD LOAD ^a					LIVE LOAD ^{b,c}
	FINISH FILL [lb/ft ²]	BUILT UP [lb/ft ²]	MISC. [lb/ft ²]	MEP + CEILING [lb/ft ²]	PARTITION (PSF)	
12			5	40	20	125
12			5	40	20	100
12			5	40		250

NOTES:

- a. DEAD LOAD IS BASED ON SLAB CONSTRUCTION AND FRAMING SELF-WEIGHT AS INDICATED ON THE CORRESPONDING FLOOR FRAMING.
b. LIVE LOAD REDUCTION IS CONSIDERED BASED ON NYC BUILDING CODE.
c. THE MAX. OF THE SPECIFIED LOAD IN THIS SCHEDULE OR SPECIFIED MECH. LOADS AS SHOWN ON DRAWINGS.

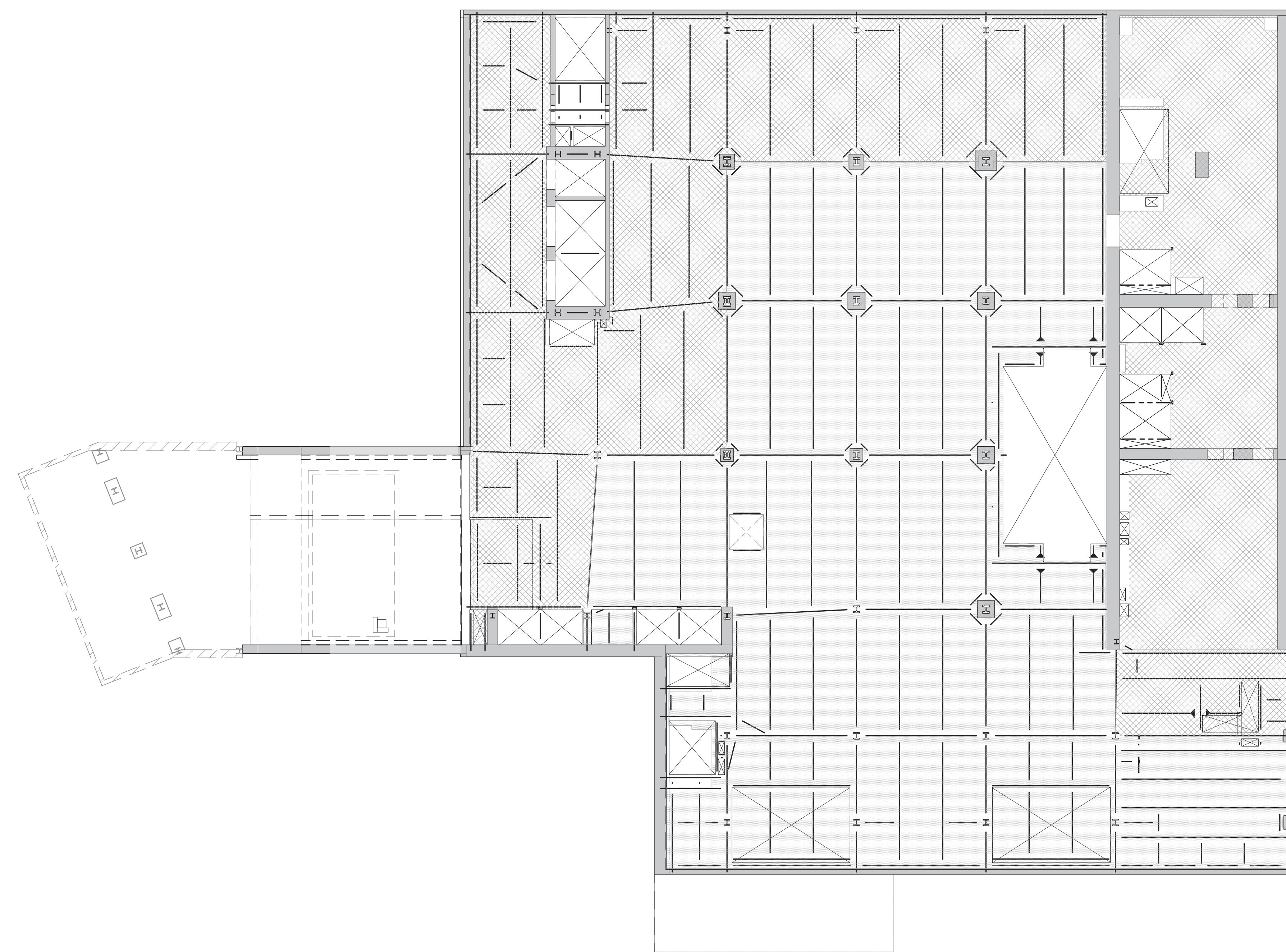


2 SUB CELLAR 1 LOADING DIAGRAM
SCALE: 1/16" = 1'-0"

SUB-CELLAR 1 FLOOR LOADING SCHEDULE						
AREA	SUPERIMPOSED DEAD LOAD ^a					LIVE LOAD ^{b,c}
	FINISH FILL [lb/ft ²]	BUILT UP [lb/ft ²]	MISC. [lb/ft ²]	MEP + CEILING [lb/ft ²]	PARTITION (PSF)	
12			5	40	20	125
12			5	40	20	100

NOTES:

- a. DEAD LOAD IS BASED ON SLAB CONSTRUCTION AND FRAMING SELF-WEIGHT AS INDICATED ON THE CORRESPONDING FLOOR FRAMING.
b. LIVE LOAD REDUCTION IS CONSIDERED BASED ON NYC BUILDING CODE.
c. THE MAX. OF THE SPECIFIED LOAD IN THIS SCHEDULE OR SPECIFIED MECH. LOADS AS SHOWN ON DRAWINGS.

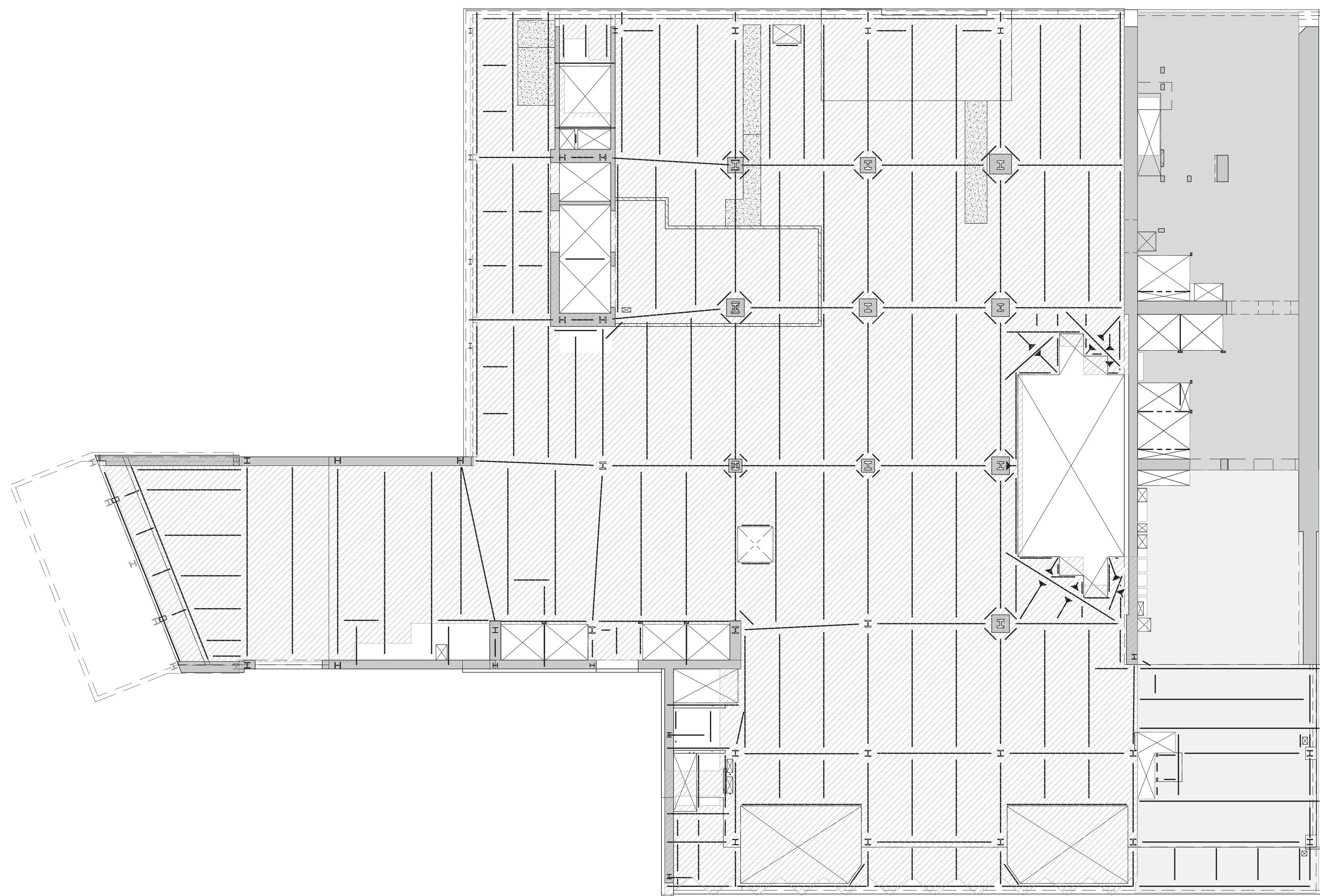


3 CELLAR LOADING DIAGRAM
SCALE: 1/16" = 1'-0"

CELLAR FLOOR LOADING SCHEDULE						
AREA	SUPERIMPOSED DEAD LOAD ^a					LIVE LOAD ^{b,c}
	FINISH FILL [lb/ft ²]	BUILT UP [lb/ft ²]	MISC. [lb/ft ²]	MEP + CEILING [lb/ft ²]	PARTITION (PSF)	
12			5	40	20	125
12			5	40	20	100

NOTES:

- a. DEAD LOAD IS BASED ON SLAB CONSTRUCTION AND FRAMING SELF-WEIGHT AS INDICATED ON THE CORRESPONDING FLOOR FRAMING.
b. LIVE LOAD REDUCTION IS CONSIDERED BASED ON NYC BUILDING CODE.
c. THE MAX. OF THE SPECIFIED LOAD IN THIS SCHEDULE OR SPECIFIED MECH. LOADS AS SHOWN ON DRAWINGS.

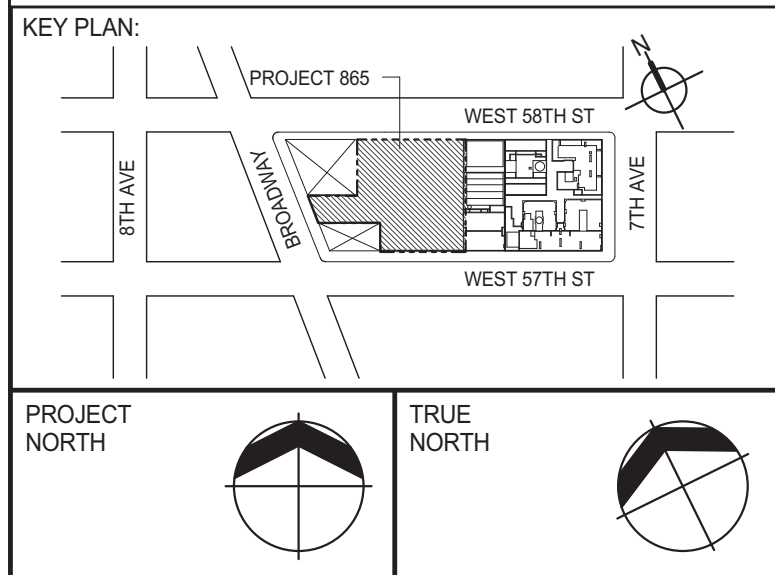


4 GROUND FLOOR LOADING DIAGRAM
SCALE: 1/16" = 1'-0"

GROUND FLOOR LOADING SCHEDULE						
AREA	SUPERIMPOSED DEAD LOAD ^a					LIVE LOAD ^{b,c}
	FINISH FILL [lb/ft ²]	BUILT UP [lb/ft ²]	MISC. [lb/ft ²]	MEP + CEILING [lb/ft ²]	PARTITION (PSF)	
12			5	40	20	150
12			5	40		300
12			5	40		600
12			5	40		600

NOTES:

- a. DEAD LOAD IS BASED ON SLAB CONSTRUCTION AND FRAMING SELF-WEIGHT AS INDICATED ON THE CORRESPONDING FLOOR FRAMING.
b. LIVE LOAD REDUCTION IS CONSIDERED BASED ON NYC BUILDING CODE.
c. THE MAX. OF THE SPECIFIED LOAD IN THIS SCHEDULE OR SPECIFIED MECH. LOADS AS SHOWN ON DRAWINGS.
d. " LOAD CONSIDERED IS FOR HS20 OR CONCRETE TRUCK AT ANY LOCATION.
e. " MAX. LOAD CASE BETWEEN TENANT OR CONSTRUCTION LOADING, WHICHEVER IS GOVERNS.



PROJECT

NORTH

TRUE

NORTH

DEVELOPER:

EXTELL DEVELOPMENT COMPANY
805 THIRD AVENUE, 7TH FLOOR
NEW YORK, NY 10022 USA
TEL: 212 712 6000 FAX: 212 712 6100

DESIGN ARCHITECT:

Base Building Shell & Core
ADRIAN SMITH + GORDON GILL ARCHITECTURE
111 WEST MONROE STREET SUITE 2300
CHICAGO, IL 60603
TEL: 312 920 1888 FAX: 312 920 1775

INTERIOR DESIGNER:

Residential
Rottet Architecture and Design Studio, PLLC
298 Fifth Ave., 7th Floor
New York, NY 10017
TEL: 646 989 7000 FAX:

ARCHITECT OF RECORD:

Base Building Shell, Core, & Residential
AJI ARCHITECTS, P.C.
401 Wellington St. W., 3rd Floor
Toronto, ON M5V 1E7 Canada
TEL: 416 967 1500 FAX: 416 967 7150

STRUCTURAL ENGINEERS:

WSP
228 East 45th Street
New York, NY 10017 USA
TEL: 212 687 8888 FAX: 646 487 5501

MEP ENGINEERS:

AKF GROUP
1501 Broadway
New York, NY 10036 USA
TEL: 212 354 5656 FAX: 212 354 5668

GEOTECHNICAL ENGINEERS:

Langan Engineering & Environmental Services
21 Penn Plaza - 360 West 51st Street, 8th Floor
New York, NY 10001-2727
TEL: 212 479 5400 FAX: 212 479 5444

CODE CONSULTANTS:

Construction Consulting Associates
100 Church Street
New York, NY 10007
TEL: 212 385 6181 FAX: 212 385 1911

CURTAINWALL CONSULTANT:

AJLP Consulting
40 Worth Street, Suite 826
New York, NY 10013
TEL: 212 757 6659 FAX: 646 219 8508

LANDMARK/PRESERVATION CONSULTANT:

Jan Hird Pokorny Associates, Inc.
39 West 37th Street, 12A
New York, NY 10018
TEL: 212 759 6462 FAX: 212 759 6540

No.	DESCRIPTION	DATE
1	DOB FILING SET	06-17-2014
2	DESIGN DEVELOPMENT	07-01-2014
3	ISSUED FOR DESIGN DEVELOPMENT	07-31-2014
4	SE ZONE STEEL BID	08-20-2014
5	STRUCTURAL STEEL BID	09-15-2014
6	STRUCTURAL STEEL BID-ADDENDUM	10-01-2014
7	CD PROGRESS ISSUE 1	10-15-2014
8	ISSUED FOR CONSTRUCTION UP TO GROUND FLOOR ONLY	10-17-2014
9	ISSUED FOR CONSTRUCTION UP TO 5TH FLOOR ONLY	11-07-2014
10	DOB SUBMISSION	12-19-2014

DOB SUBMISSION

Discrepancies must be reported immediately to the Architect before proceeding. Only figured dimensions are to be used. Contractors must check all dimensions on site. This drawing is protected by copyright.

ALL DIMENSIONS ARE SHOWN IN IMPERIAL.

CONSULTANT:

WSP
228 East 45th Street
New York, NY 10017
(212) 687-8888
www.wspgroup.com/usa

PROJECT:

217 WEST 57TH STREET
NEW YORK, NY

DRAWING TITLE:

LOADING DIAGRAMS 1

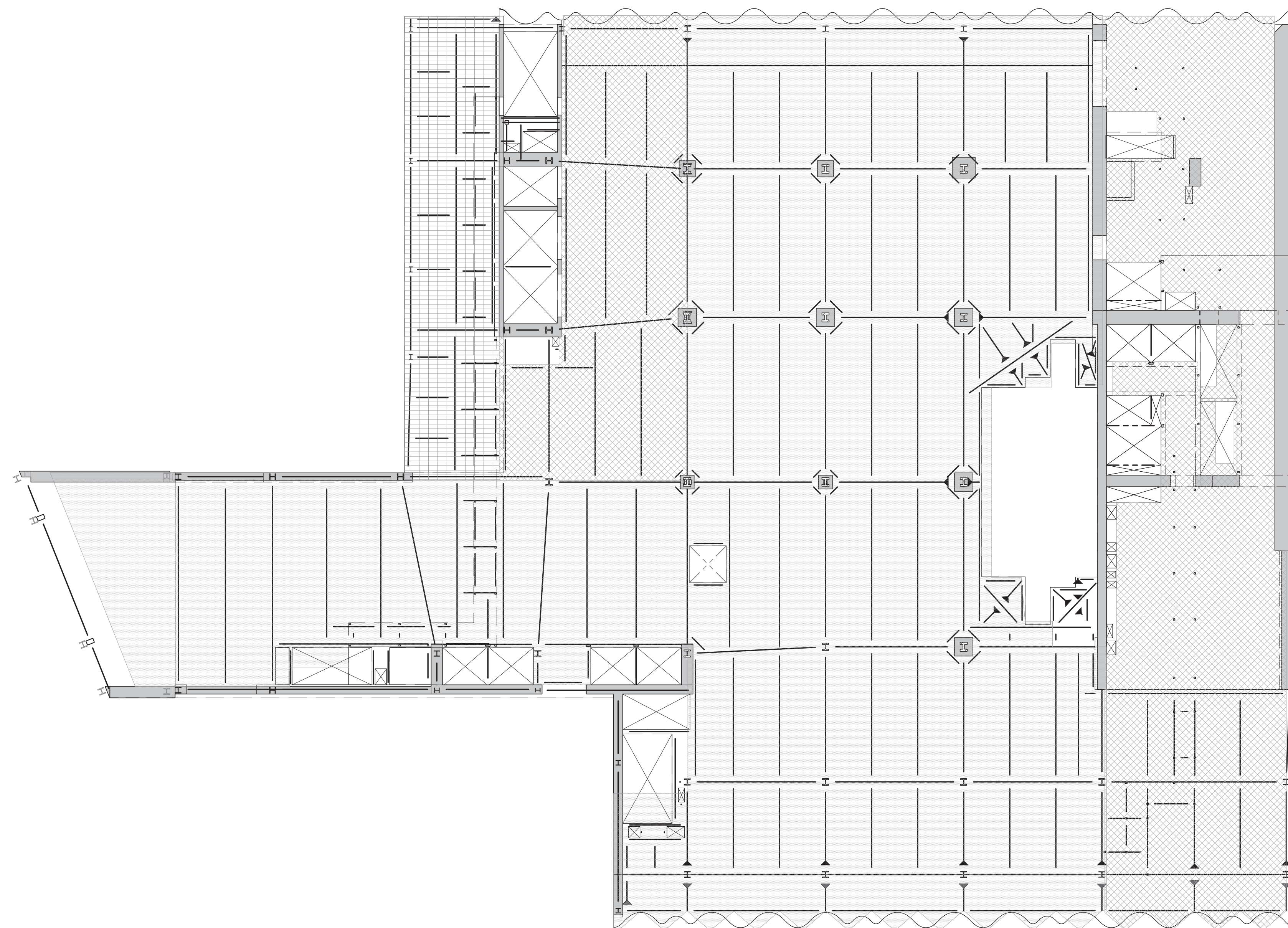
SEAL & SIGNATURE	DATE: 06-17-2014
	PROJECT No: 2012185
	DRAWN: CADDO
	CHK: YE
	SCALE: 1/16" = 1'-0"
DWG No:	10
	S-670.00

DOB EMPLOYEE STAMP:




DOB PAGE No: 110 OF 118

DOB 5-SCAN:

Damian Titus
Professional Engineer
APPROVED
Under Directive 2 of 1975
Date: 07/09/2015
NYC Development Hub

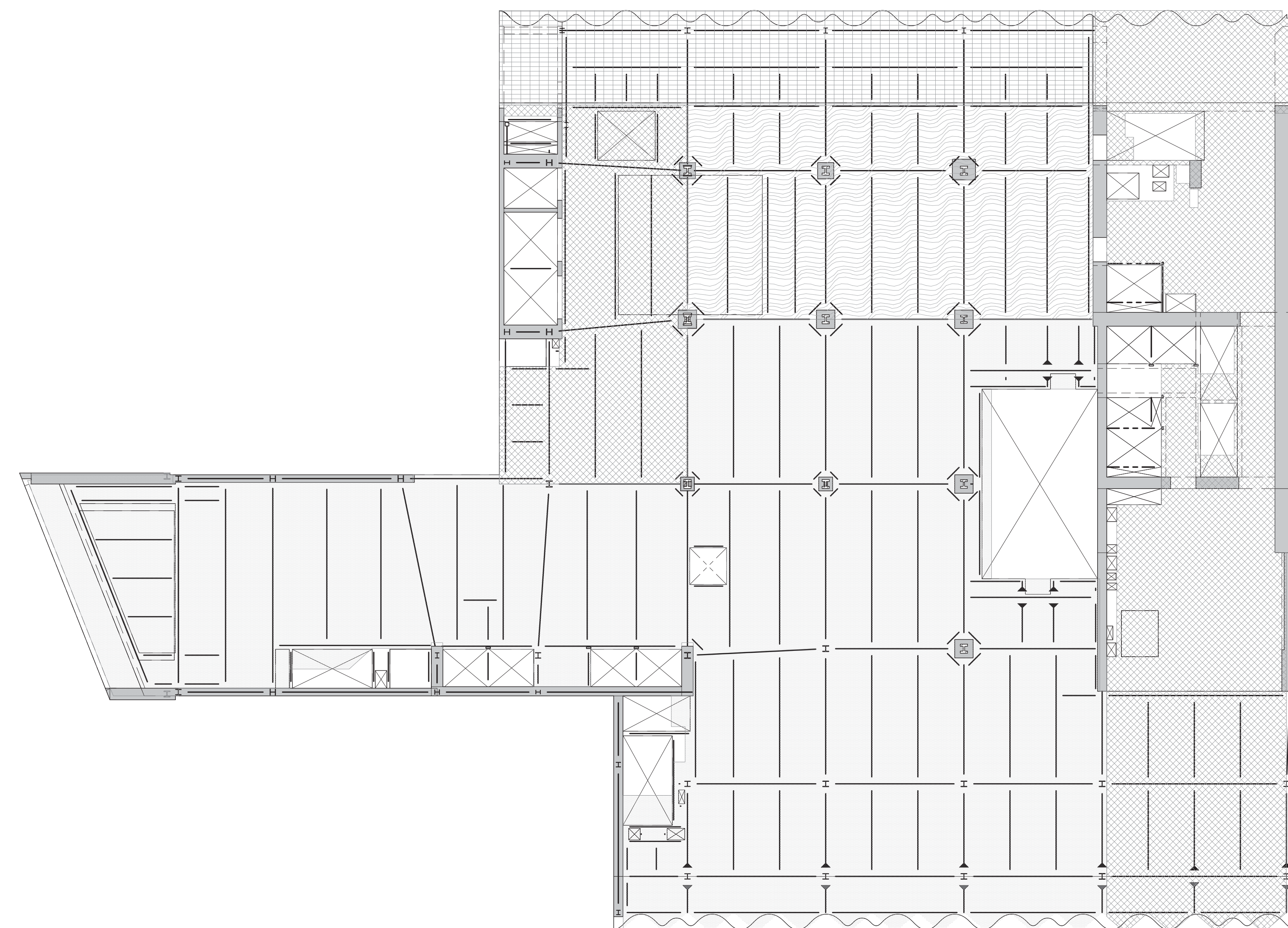


1 2ND FLOOR LOADING DIAGRAM
S-671 SCALE: 1/16" = 1'-0"





2ND FLOOR LOADING SCHEDULE							
AREA	SUPERIMPOSED DEAD LOAD ^a					LIVE LOAD ^{b,c}	REMARKS
	FINISH/FILL (lb/ft ²)	BUILT UP (lb/ft ²)	MISC. (lb/ft ²)	MEP + CEILING (lb/ft ²)	PARTITION (lb/ft ²)		
	12		5	40	20	125	
	12		5	40	20	75	
	50	75	5	40		100	

NOTES

a. DEAD LOAD IS BASED ON SLAB CONSTRUCTION AND FRAMING SELF-WEIGHT AS INDICATED ON THE CORRESPONDING FLOOR FRAMING.
b. LIVE LOAD REDUCTION IS CONSIDERED BASED ON NYC BUILDING CODE.
c. THE MAX. OF THE SPECIFIED LOAD IN THIS SCHEDULE OR SPECIFIED MECH. LOADS AS SHOWN ON DRAWINGS.

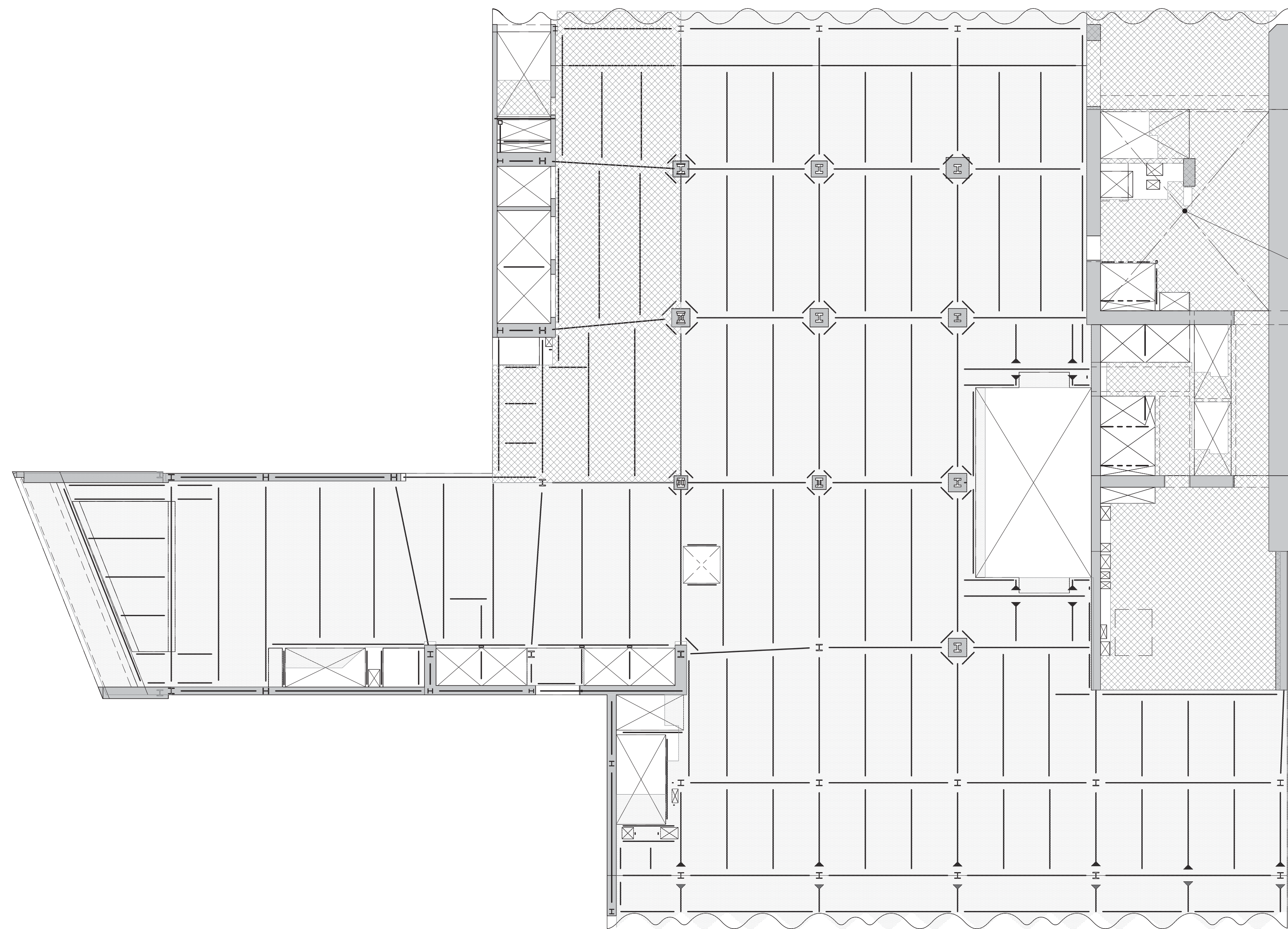


3 5TH FLOOR LOADING DIAGRAM


5TH FLOOR LOADING SCHEDULE							
AREA	SUPERIMPOSED DEAD LOAD ^a					LIVE LOAD ^{b,c}	REMARKS
	FINISHFILL [ton-ft ²]	BUILT UP [ton-ft ²]	MSC [ton-ft ²]	MEP + CEILING [ton-ft ²]	PARTITION (PSF)		
	12		5	40	20	125	
	12		5	40	20	75	
	50	75	5			100	
	12		5	40	20	100	

NOTES

a. DEAD LOAD IS BASED ON SLAB CONSTRUCTION AND FRAMING SELF-WEIGHT AS INDICATED ON THE CORRESPONDING FLOOR FRAMING
b. LIVE LOAD REDUCTION IS CONSIDERED BASED ON NYC BUILDING CODE
c. THE MAX. OF THE SPECIFIED LOAD IN THIS SCHEDULE OR SPECIFIED MECH. LOADS AS SHOWN ON DRAWINGS.



2 3RD-4TH FLOOR LOADING DIAGRAM
S-671 SCALE: 1/16" = 1'-0"



3RD-4TH FLOOR LOADING SCHEDULE							
AREA	SUPERIMPOSED DEAD LOAD ^a					LIVE LOAD ^{b,c}	REMARKS
	FINISH/FILL	BUILT UP	MISC.	MEP + CEILING	PARTITION		
	[lb/ft ²]	[lb/ft ²]	[lb/ft ²]	[lb/ft ²]	(PSF)		
	12	5	40	20	125		
12	5	40	20	75			

NOTES

a. DEAD LOAD IS BASED ON SLAB CONSTRUCTION AND FRAMING SELF-WEIGHT AS INDICATED ON THE CORRESPONDING FLOOR FRAMING.
b. LIVE LOAD REDUCTION IS CONSIDERED BASED ON NYC BUILDING CODE.
c. THE MAX. OF THE SPECIFIED LOAD IN THIS SCHEDULE OR SPECIFIED MECH. LOADS AS SHOWN ON DRAWINGS.

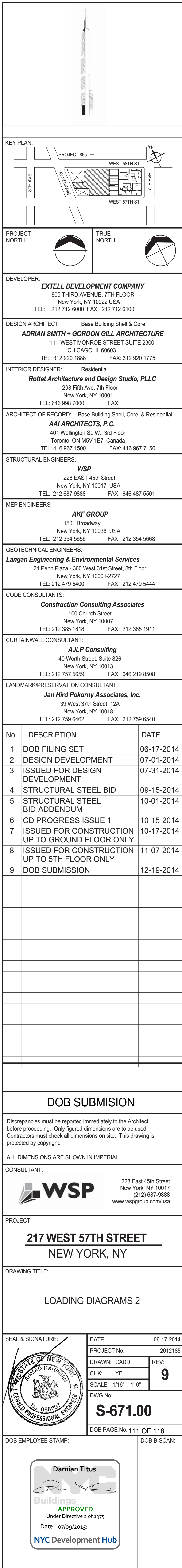


4 6TH FLOOR LOADING DIAGRAM
S-671 SCALE: 1/16" = 1'-0"

6TH FLOOR LOADING SCHEDULE							
AREA	SUPERIMPOSED DEAD LOAD ^a					LIVE LOAD ^{b,c}	REMARKS
	FINISH/FILL [lb/sq ft]	BUILT UP	MISC. [lb/sq ft]	MEP + CEILING [lb/sq ft]	PARTITION (PSF)		
			5	40		150	MEP FLOOR
				40		300	MEP FLOOR

NOTE

a. DEAD LOAD IS BASED ON SLAB CONSTRUCTION AND FRAMING SELF-WEIGHT AS INDICATED ON THE CORRESPONDING FLOOR FRAMING.
b. LIVE LOAD REDUCTION IS CONSIDERED BASED ON NYC BUILDING CODE.
c. THE MAX. OF THE SPECIFIED LOAD IN THIS SCHEDULE OR SPECIFIED MECH. LOADS AS SHOWN ON DRAWINGS.






NOTES:

- DEAD LOAD IS BASED ON SLAB CONSTRUCTION AND FRAMING SELF-WEIGHT AS INDICATED ON THE CORRESPONDING FLOOR FRAMING.
- LIVE LOAD REDUCTION IS CONSIDERED BASED ON NYC BUILDING CODE.
- THE MAX. OF THE SPECIFIED LOAD IN THIS SCHEDULE OR SPECIFIED MECH. LOADS AS SHOWN ON DRAWINGS.

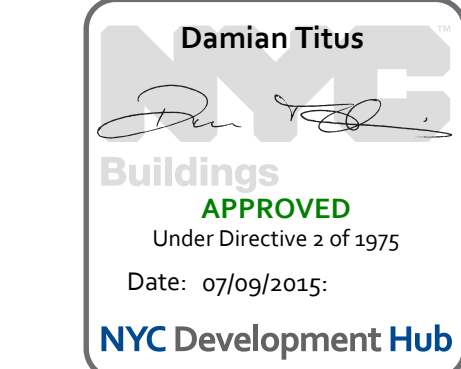
NOTES:

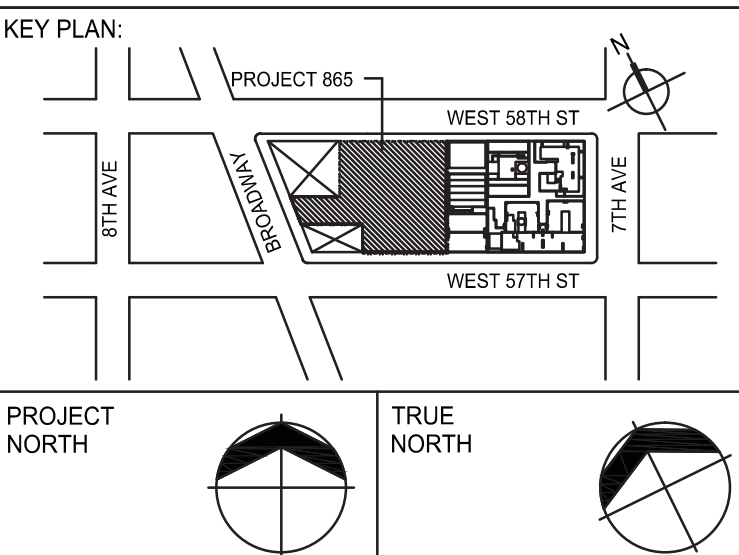
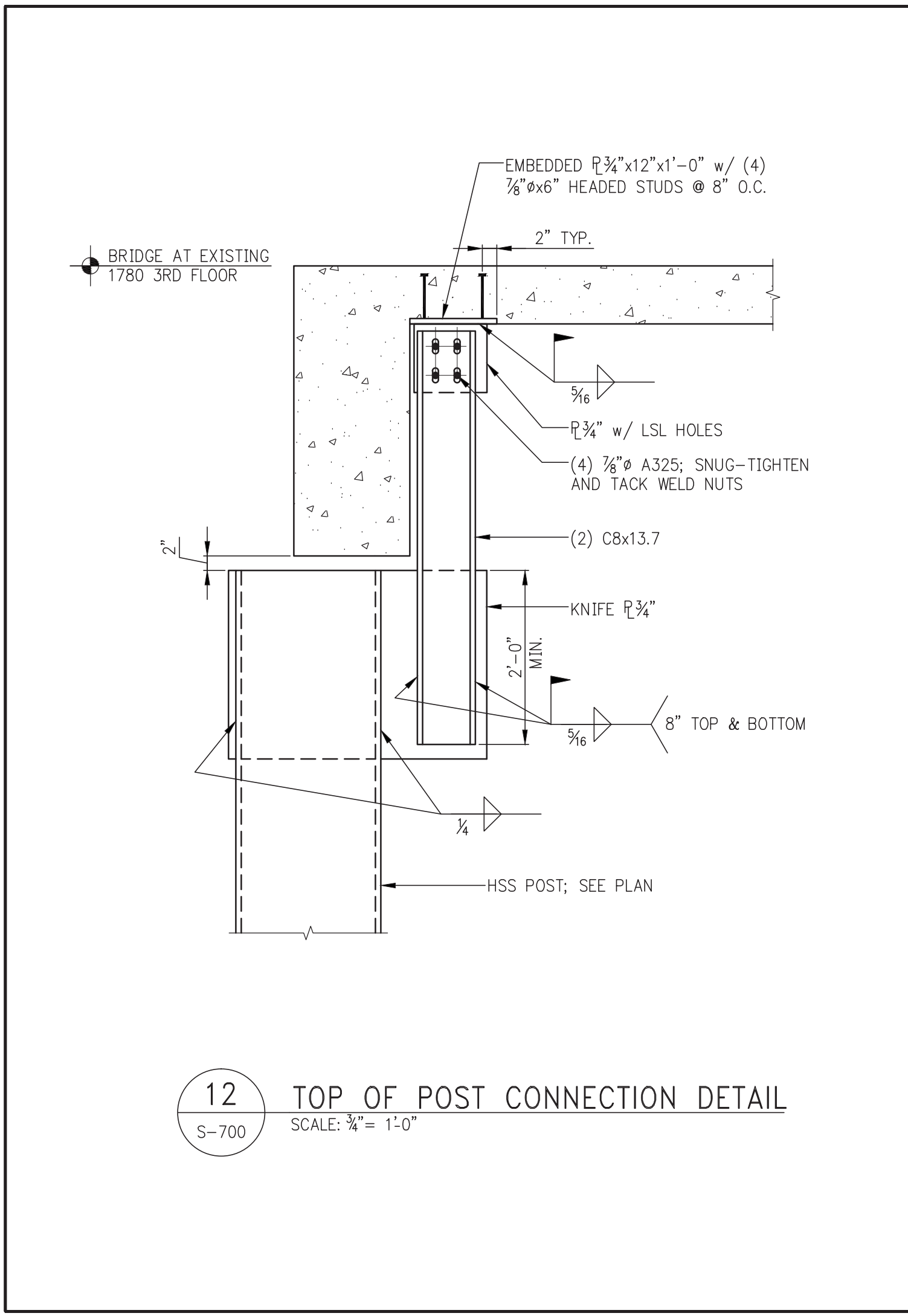
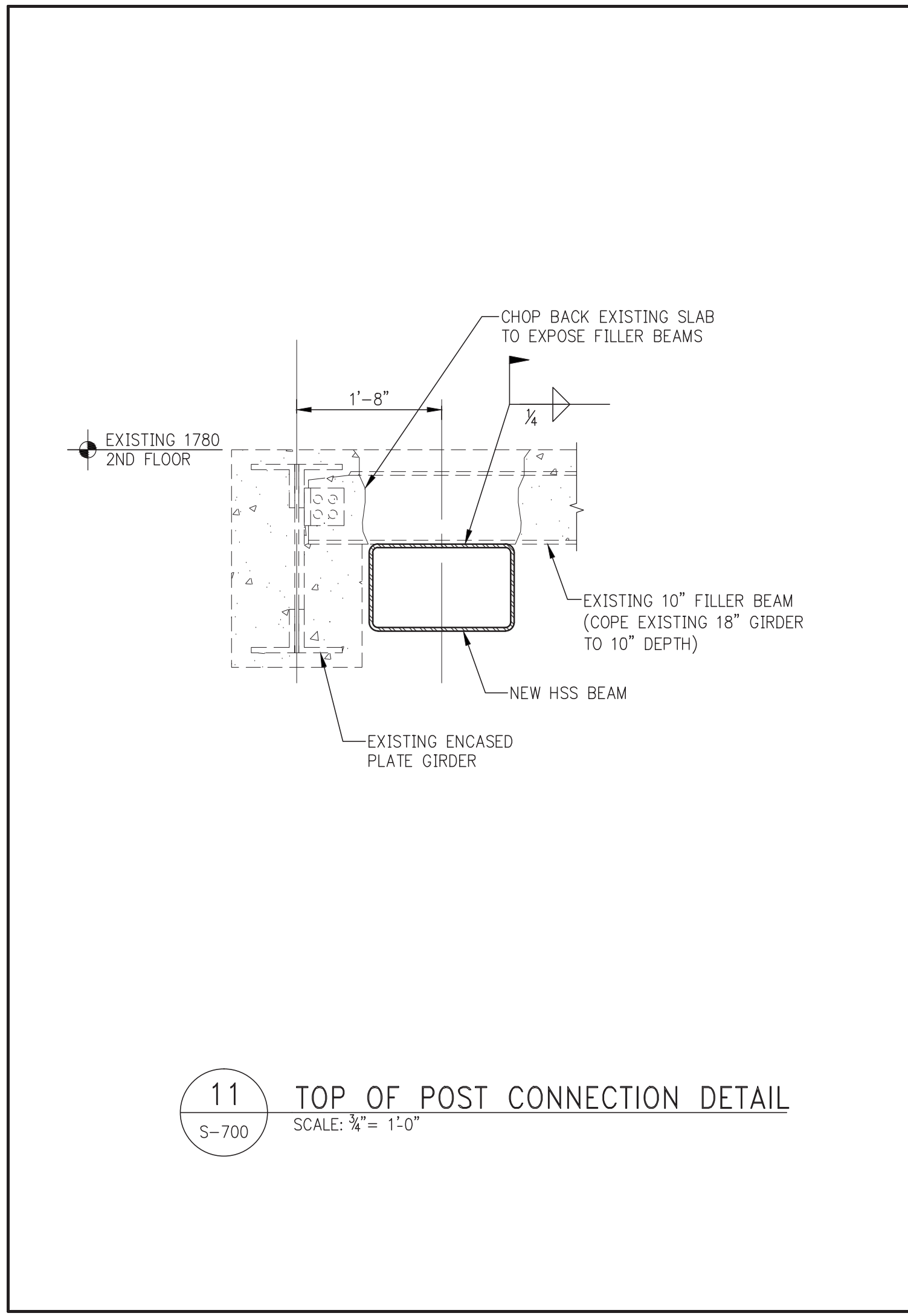
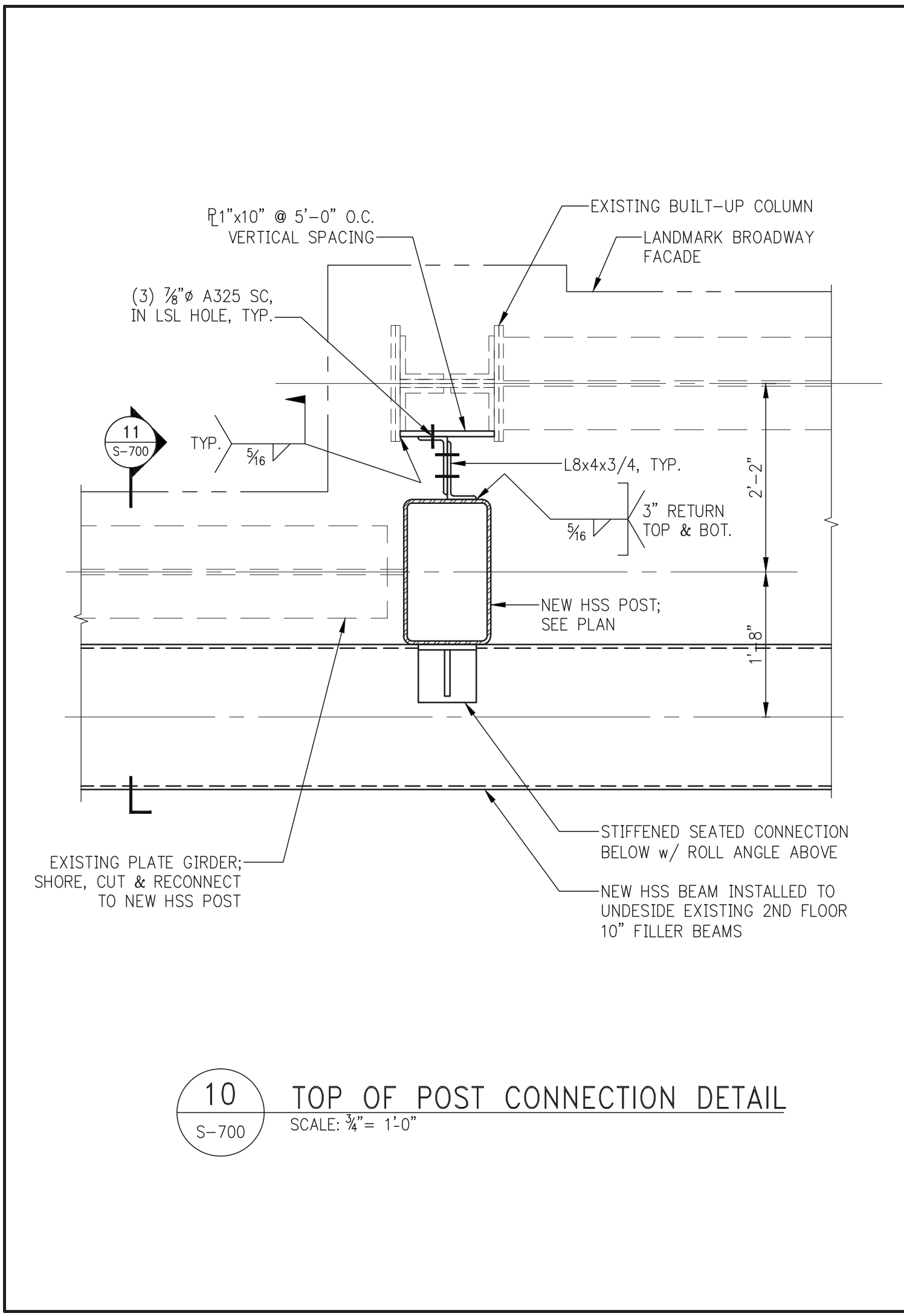
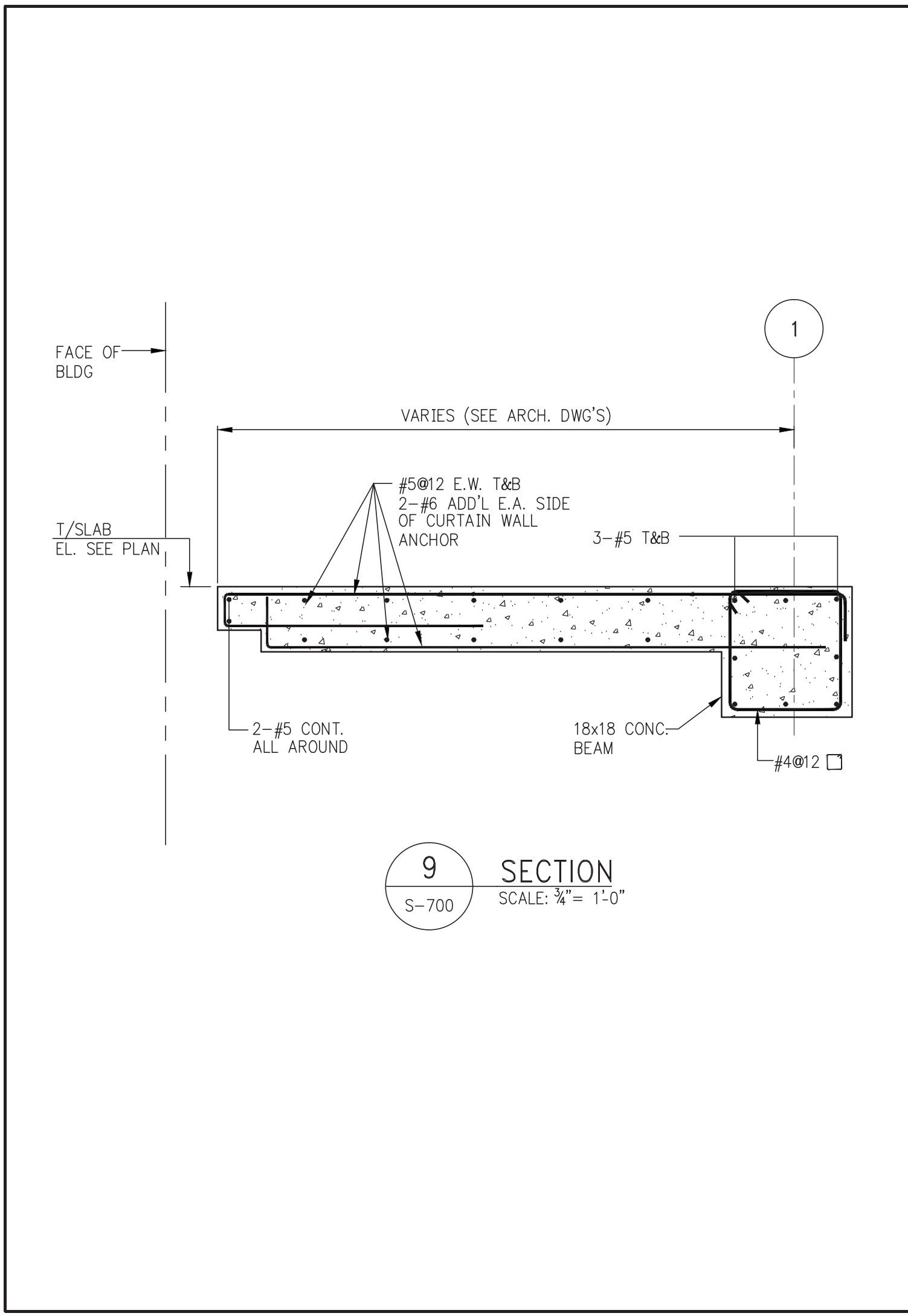
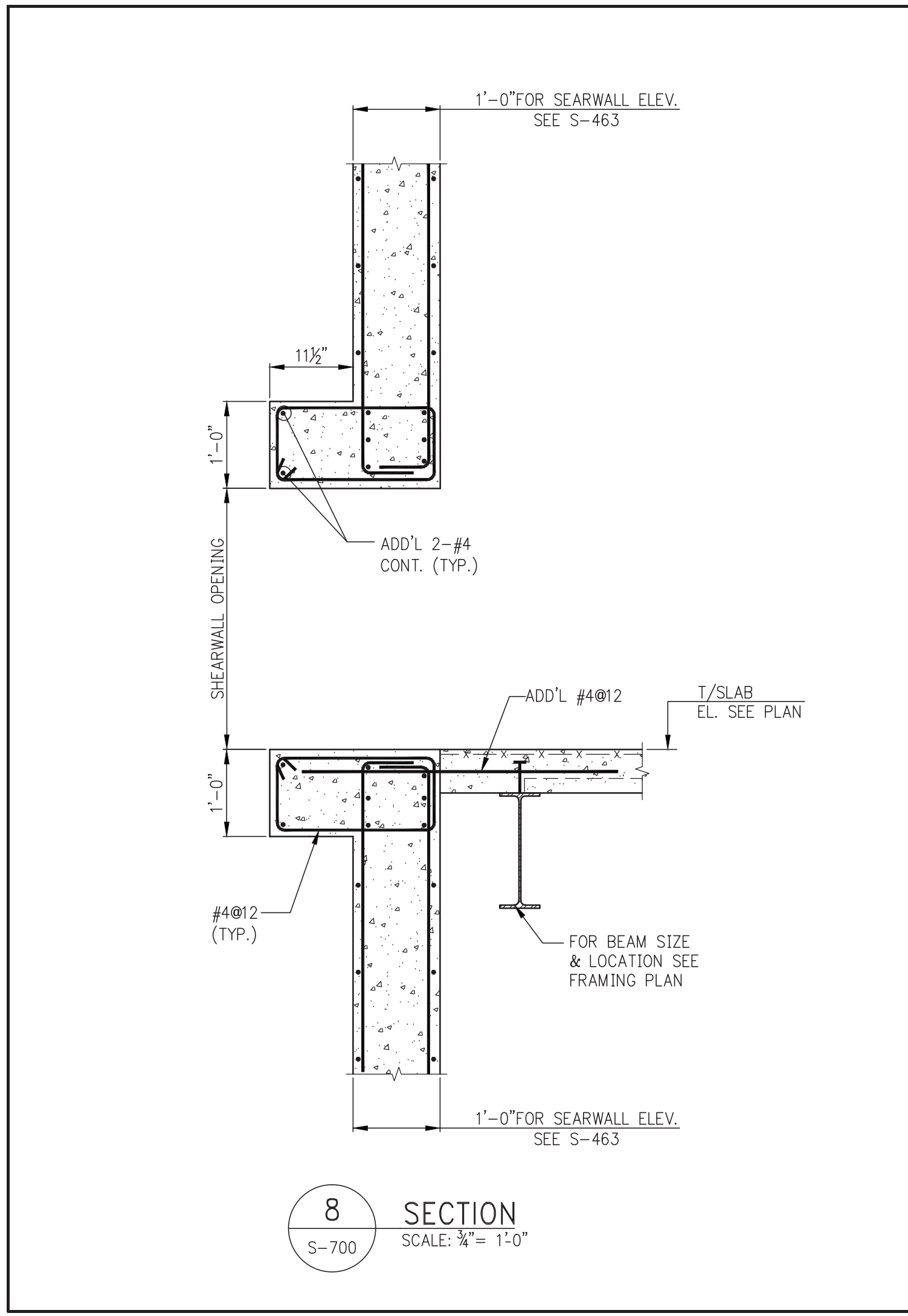
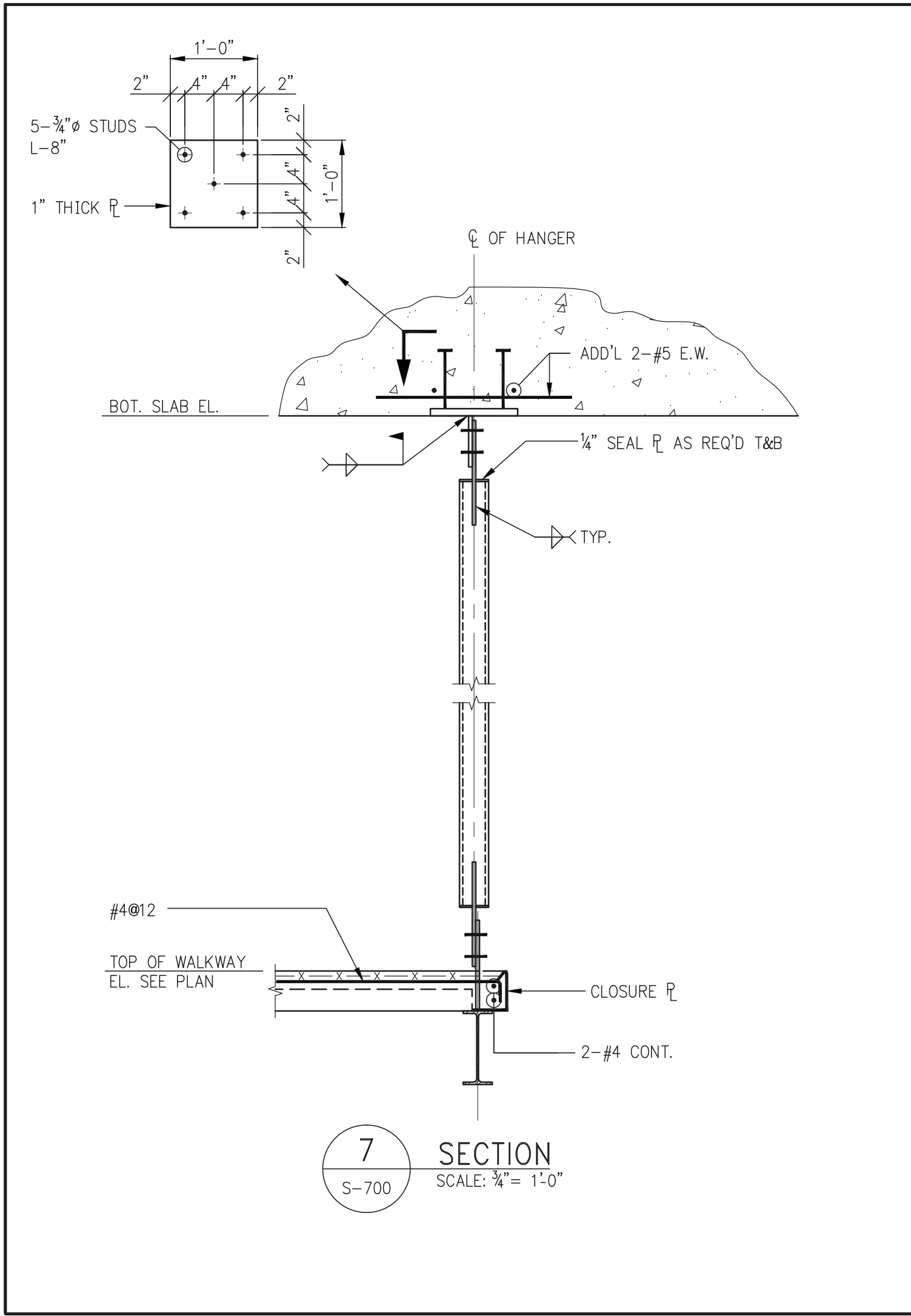
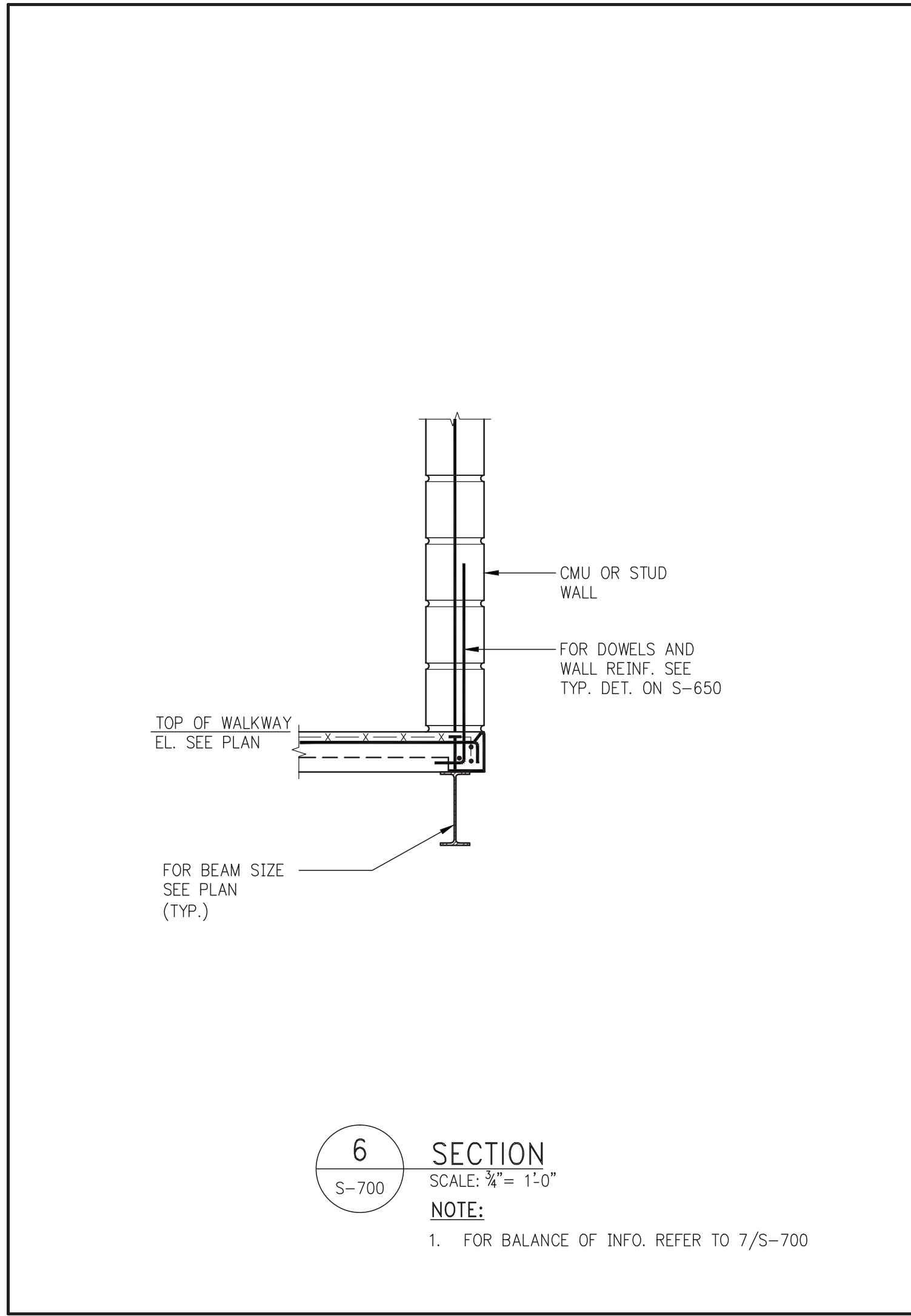
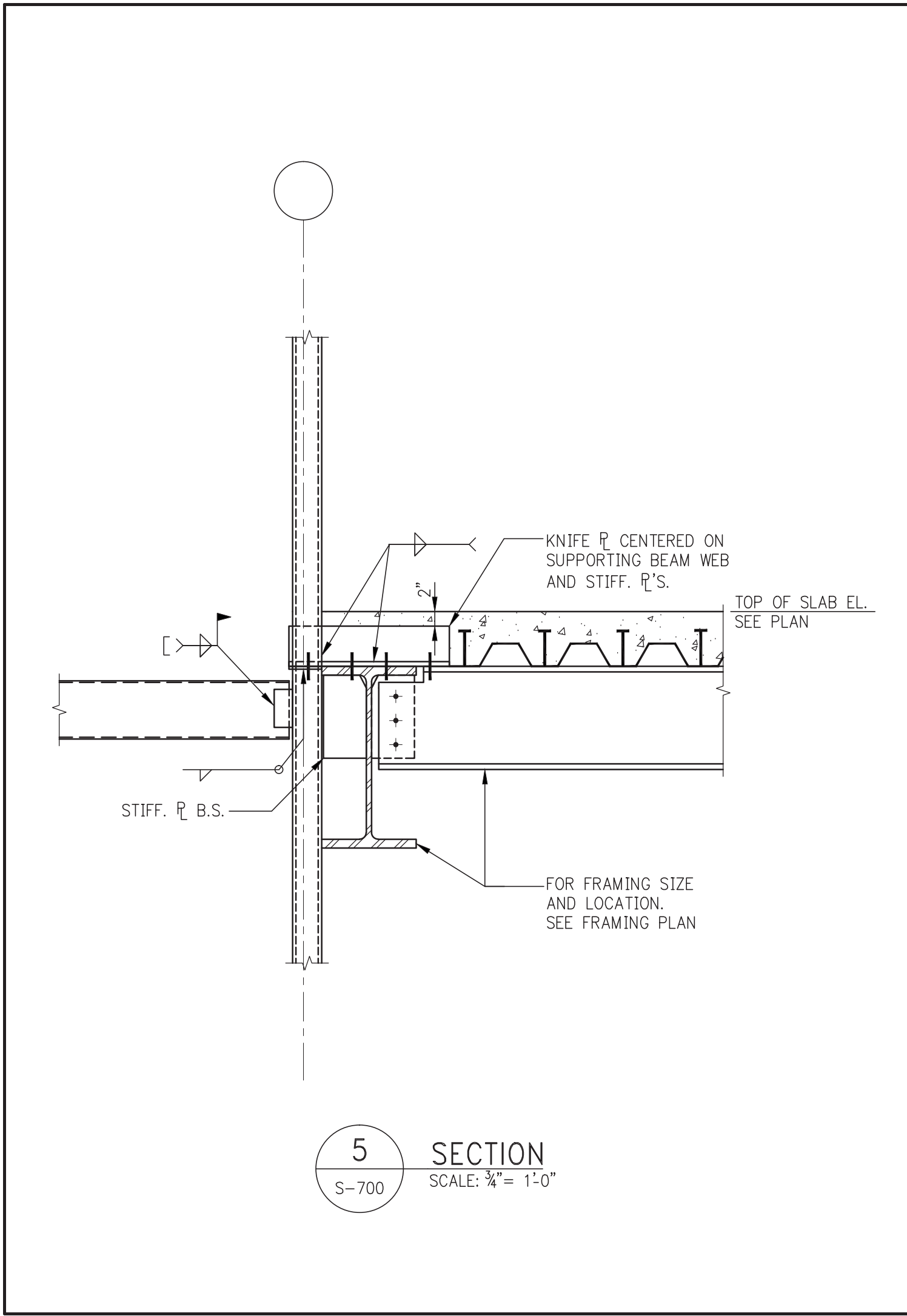
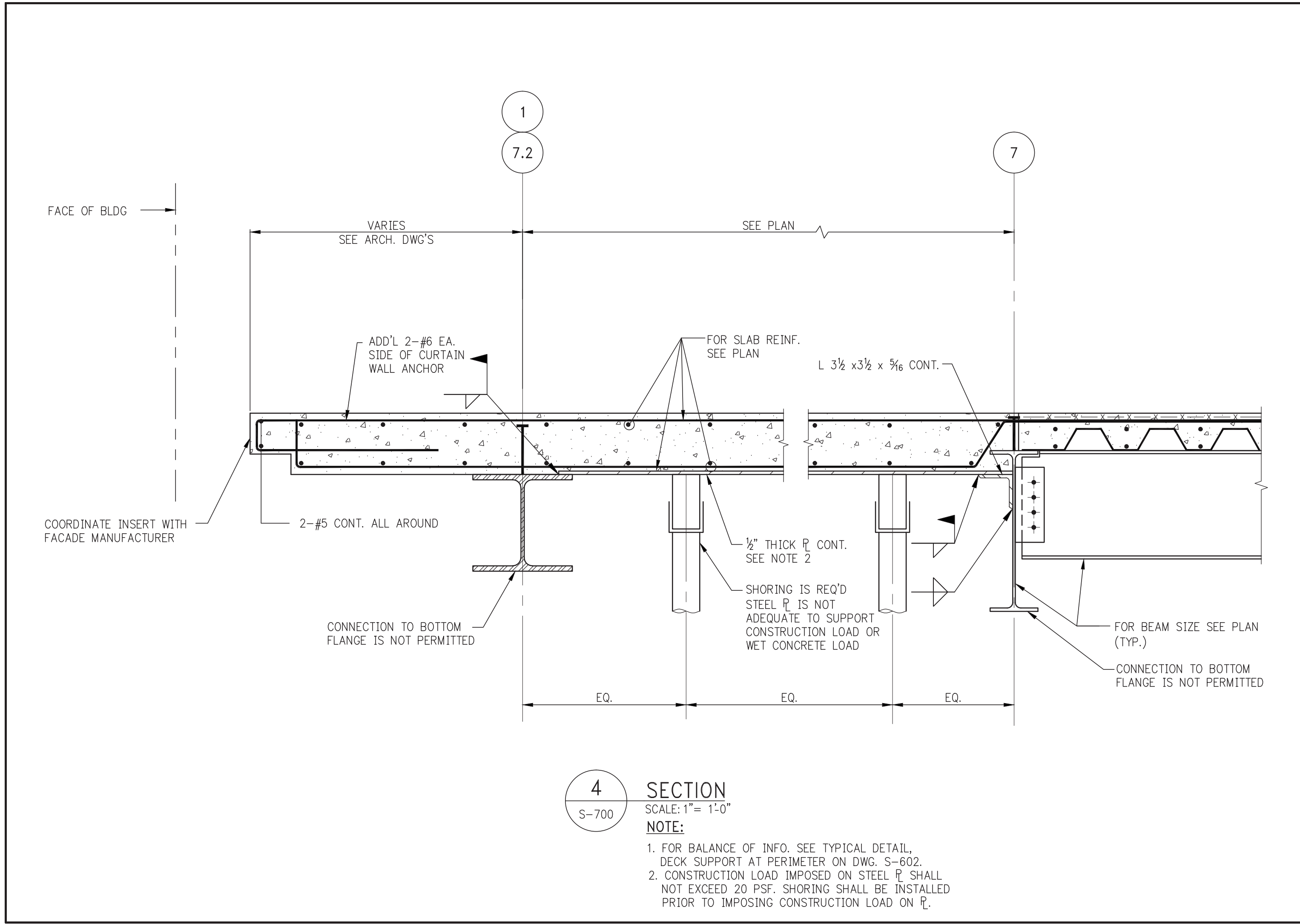
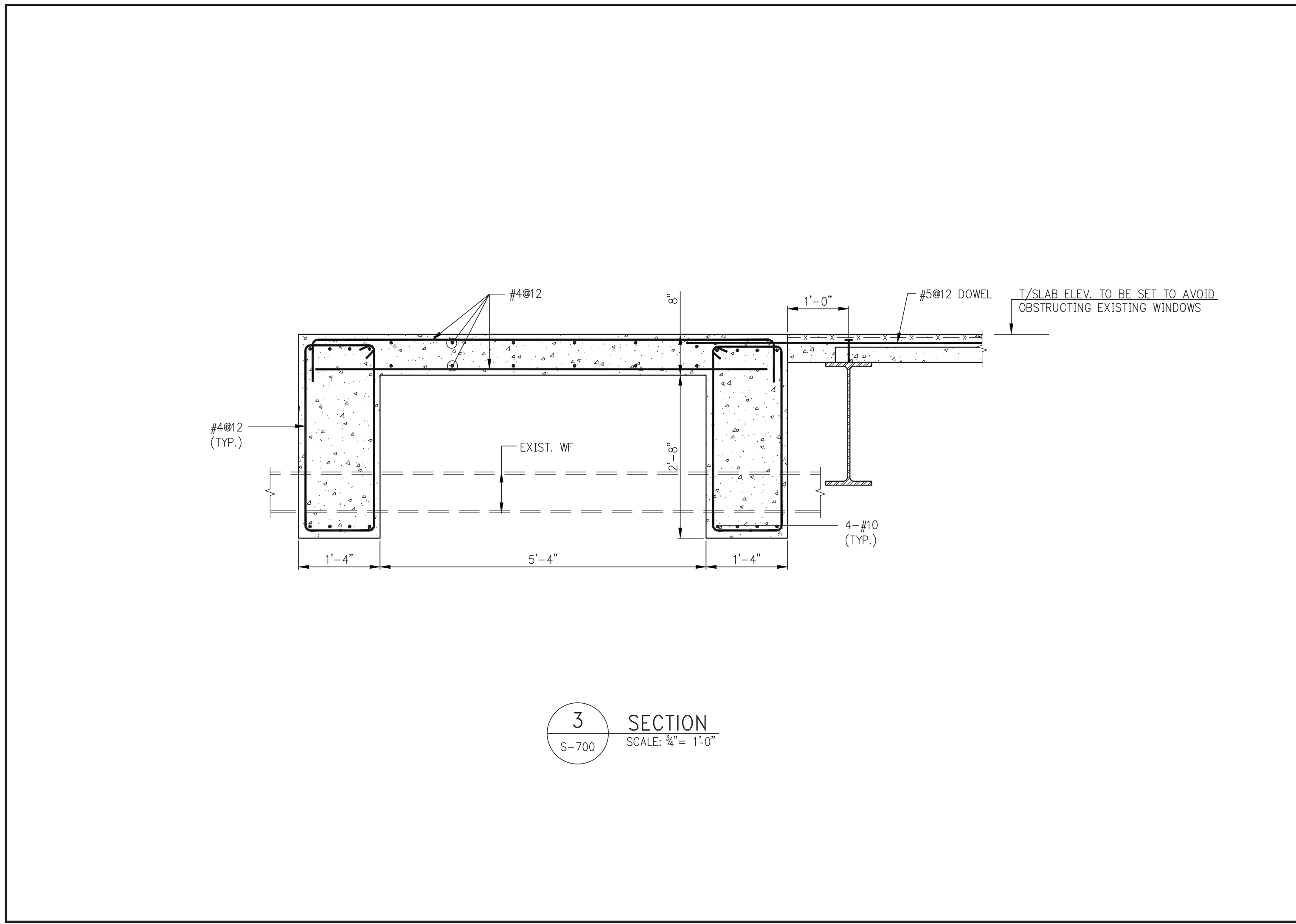
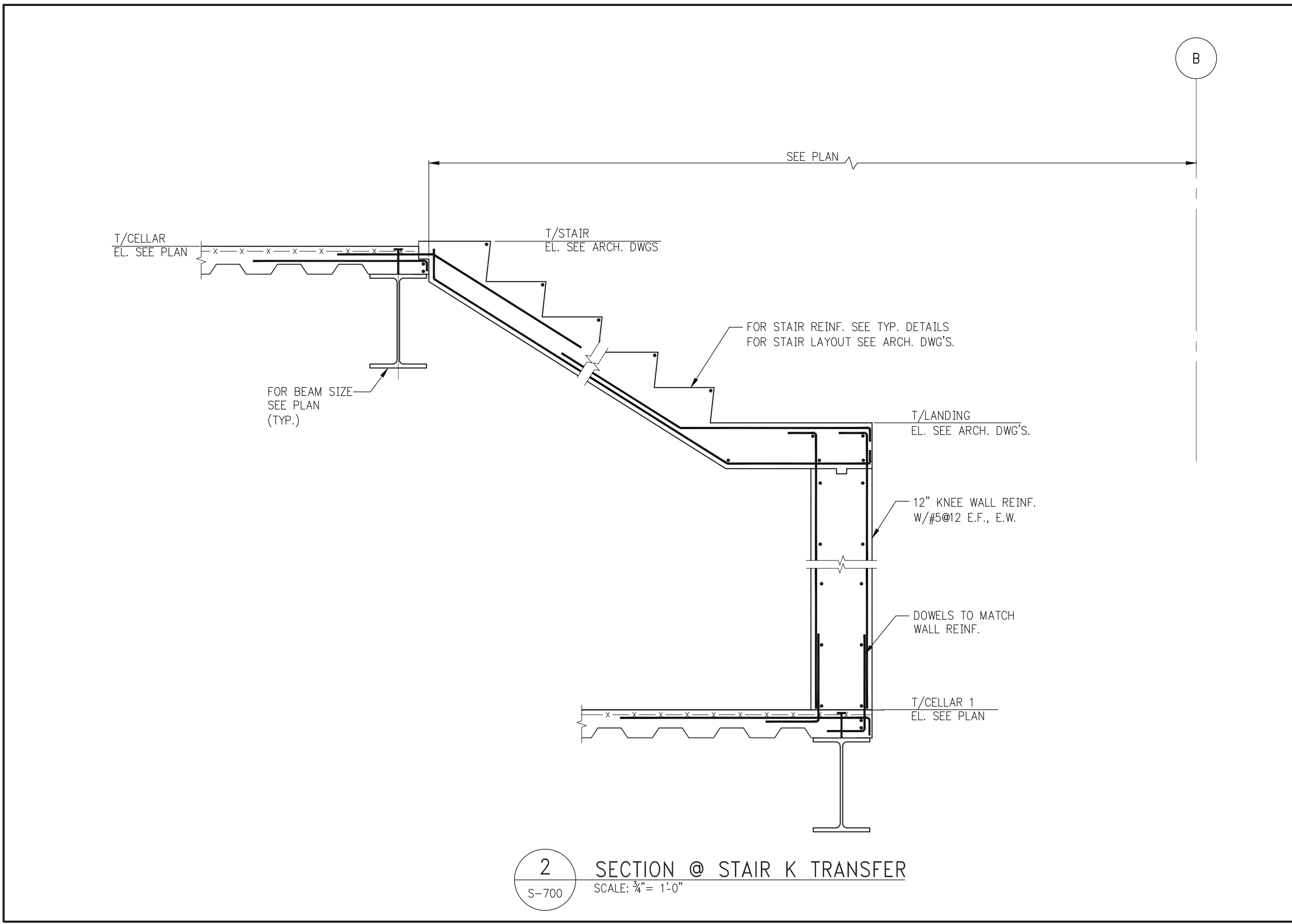
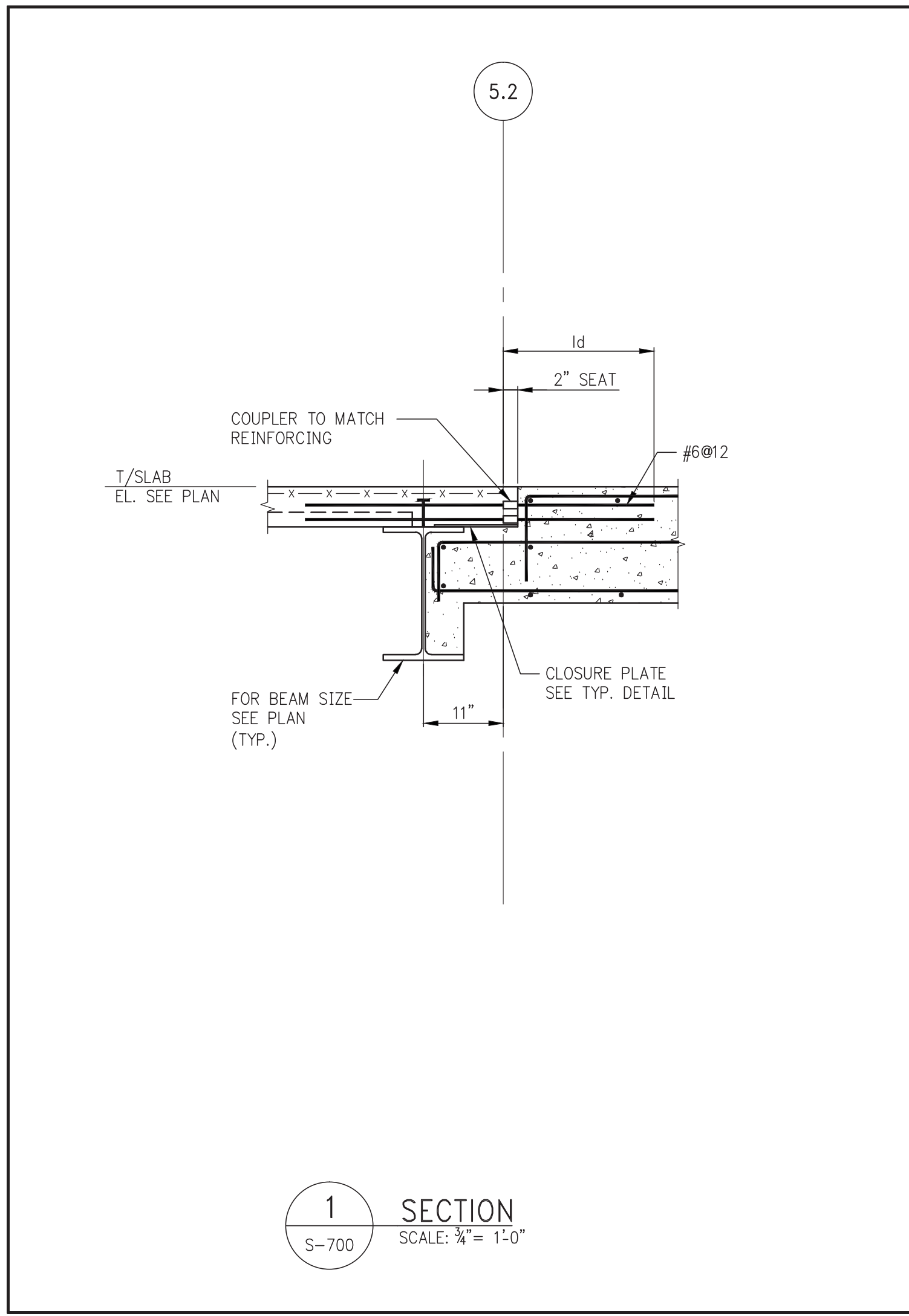
1. LOADS ARE AS SHOWN ABOVE U.O.N. ON PLAN.
2. LIVE LOAD FOR MECHANICAL SPACES SHALL INCLUDE DEFINED EQUIPMENT WEIGHTS.



NOTES:

- DEAD LOAD IS BASED ON SLAB CONSTRUCTION AND FRAMING SELF-WEIGHT AS INDICATED ON THE CORRESPONDING FLOOR FRAMING.
- LIVE LOAD REDUCTION IS CONSIDERED BASED ON NYC BUILDING CODE.
- THE MAX. OF THE SPECIFIED LOAD IN THIS SCHEDULE OR SPECIFIED MECH. LOADS AS SHOWN ON DRAWINGS.





DEVELOPER:
EXTELL DEVELOPMENT COMPANY
805 THIRD AVENUE, 7TH FLOOR
New York, NY 10022 USA
TEL: 212 712 6000 FAX: 212 712 6100

DESIGN ARCHITECT: Base Building Shell & Core
ADRIAN SMITH + GORDON GILL ARCHITECTURE
111 WEST MONROE STREET SUITE 2300
CHICAGO IL 60603
TEL: 312 920 1888 FAX: 312 920 1775

INTERIOR DESIGNER: Residential
Rottet Architecture and Design Studio, PLLC
238 Fifth Ave, 7th Floor
New York, NY 10001
TEL: 646 998 7000 FAX:

ARCHITECT OF RECORD: Base Building Shell, Core, & Residential
AAI ARCHITECTS, P.C.
401 Wellington St. W., 3rd Floor
Toronto, ON M5V 1E7 Canada
TEL: 416 967 1500 FAX: 416 967 7150

STRUCTURAL ENGINEERS:
WSP
228 East 45th Street
New York, NY 10017 USA
TEL: 212 687 8888 FAX: 646 487 5501

MEP ENGINEERS:
AKF GROUP
1501 Broadway
New York, NY 10036 USA
TEL: 212 354 5656 FAX: 212 354 5668

GEOTECHNICAL ENGINEERS:
Langan Engineering & Environmental Services
21 Penn Plaza - 380 West 31st Street, 8th Floor
New York, NY 10001-2727
TEL: 212 479 5400 FAX: 212 479 5444

CODE CONSULTANTS:
Construction Consulting Associates
100 Church Street
New York, NY 10007
TEL: 212 385 1818 FAX: 212 385 1911

CURTAINWALL CONSULTANT:
AJLP Consulting
40 Worth Street, Suite 805
New York, NY 10013
TEL: 212 787 8659 FAX: 646 219 8508

LANDMARK/PRESERVATION CONSULTANT:
Jan Hird Pokorny Associates, Inc.
39 West 37th Street, 12A
New York, NY 10018
TEL: 212 759 6462 FAX: 212 759 6540

No.	DESCRIPTION	DATE
1	STEEL BID PACKAGE	05-22-2014
2	SUPERSTRUCTURE CONCRETE BID	06-03-2014
3	DESIGN DEVELOPMENT	07-01-2014
4	ISSUED FOR DESIGN DEVELOPMENT	07-31-2014
5	SE ZONE STEEL BID	08-20-2014
6	STRUCTURAL STEEL BID	09-15-2014
7	CD PROGRESS ISSUE 1	10-15-2014
8	ISSUED FOR CONSTRUCTION UP TO GROUND FL ONLY	10-17-2014
9	ISSUED FOR CONSTRUCTION UP TO 5TH FL ONLY	11-07-2014
10	ISSUED FOR CONSTRUCTION UP TO 7TH FL ONLY	11-14-2014
11	DOB SUBMISSION	12-19-2014

DOB SUBMISSION

Discrepancies must be reported immediately to the Architect before proceeding. Only figured dimensions are to be used. Contractors must check all dimensions on site. This drawing is protected by copyright.

ALL DIMENSIONS ARE SHOWN IN IMPERIAL.

CONSULTANT:
WSP
228 East 45th Street
New York, NY 10017
(212) 687-8888
www.wspgroup.com/usa

PROJECT:
217 WEST 57TH STREET
NEW YORK, NY

DRAWING TITLE:
SUPERSTRUCTURE BASE SECTIONS 1

SEAL & SIGNATURE: PROJECT No: 2012185
DATE: 05/22/2014
DRAWN: CADD REV: 11
CHK: Y.E. SCALE: AS SHOWN
DWG No: **S-700.00**

DOB PAGE No: 113 OF 118 DOB 9-SCAN:

Damian Titus
BUILDINGS APPROVED
Under Directive 2 of 1975
Date: 07/09/2015
NYC Development Hub

1
S-702

DETAIL (@ FND TO U/S OF GROUND FL.)
SCALE: $\frac{3}{4}" = 1'-0"$

2 DETAIL (@ FND TO U/S OF GROUND FL.)
S-702 SCALE: $\frac{3}{4}" = 1'-0"$


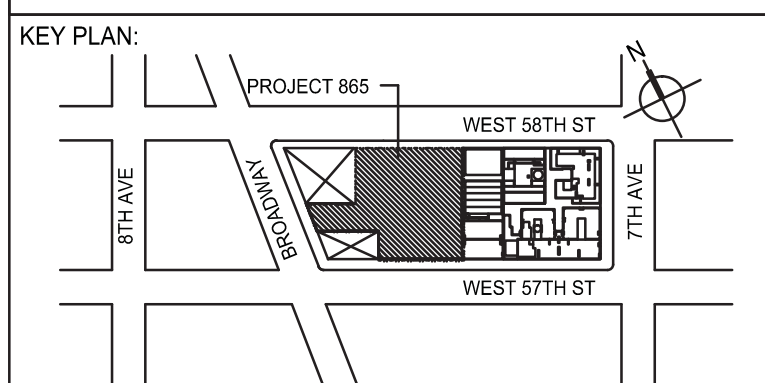
3
S-702

DETAIL (@ GROUND FL. TO U/S OF 2ND FL.)
SCALE: $\frac{3}{4}" = 1'-0"$

4 DETAIL (@ GROUND FL. TO U/S OF 2ND FL.)
S-702 SCALE: $\frac{3}{4}" = 1'-0"$

5 DETAIL (@ 2ND FL. TO U/S OF 8TH FL.)
S-702 SCALE: $\frac{3}{4}" = 1'-0"$

6 DETAIL (@ 2ND FL. TO U/S OF 8TH FL.)
S-702 SCALE: 3/4" = 1'-0"



DEVELOPER: **EXTELL DEVELOPMENT COMPANY**
805 THIRD AVENUE, 7TH FLOOR
New York, NY 10022 USA
TEL: 212 712 6000 FAX: 212 712 6100

DESIGN ARCHITECT: Base Building Shell & Core
ADRIAN SMITH + GORDON GILL ARCHITECTURE
111 WEST MONROE STREET SUITE 2300
CHICAGO IL 60603
TEL: 312 920 1888 FAX: 312 920 1775

INTERIOR DESIGNER: Residential
Rottet Architecture and Design Studio, PLLC
298 Fifth Ave, 7th Floor
New York, NY 10001
TEL: 646 998 7000 FAX:

ARCHITECT OF RECORD: Base Building Shell, Core, & Residential
AAI ARCHITECTS, P.C.
401 Wellington St. W., 3rd Floor
Toronto, ON M5V 1E7 Canada
TEL: 416 967 1500 FAX: 416 967 7150

STRUCTURAL ENGINEERS:
WSP
228 EAST 45th Street
New York, NY 10017 USA
TEL: 212 687 9888 FAX: 646 487 5501

MEP ENGINEERS:

AKF GROUP
1501 Broadway
New York, NY 10036 USA
TEL: 212 354 5656 FAX: 212 354 5668

GEOTECHNICAL ENGINEERS:
Langan Engineering & Environmental Services
21 Penn Plaza - 360 West 31st Street, 8th Floor
New York, NY 10001-2727
TEL: 212 479 5400 FAX: 212 479 5444

CODE CONSULTANTS:
Construction Consulting Associates
100 Church Street
New York, NY 10007
TEL: 212 385 1818 FAX: 212 385 1911

CURTAINWALL CONSULTANT:
AJLP Consulting
40 Worth Street, Suite 826
New York, NY 10013
TEL: 212 757 5659 FAX: 646 219 8508

LANDMARK/PRESERVATION CONSULTANT:
Jan Hird Pokorny Associates, Inc.
39 West 37th Street, 12A
New York, NY 10018
TEL: 212 759 6462 FAX: 212 759 6540

[illegible]

DOB SUBMISSION

Discrepancies must be reported immediately to the Architect before proceeding. Only figured dimensions are to be used. Contractors must check all dimensions on site. This drawing is protected by copyright.

ALL DIMENSIONS ARE SHOWN IN IMPERIAL.

CONSULTANT:

 **WSP**

228 East 45th Street
New York, NY 10017
(212) 697-9888
www.wspgroup.com/usa

PROJECT:

217 WEST 57TH STREET
NEW YORK, NY

DRAWING TITLE:


SUPERSTRUCTURE
BASE SECTIONS 3

SEAL & SIGNATURE: /	DATE: 10/15/2014
---------------------	------------------

PROJECT No:	2012185
-------------	---------

	DRAWN: CADD		REV:

	CHK: Y.E.	1
---	-----------	----------

	SCALE: AS INDICATED
	100 200 300 400 500 600 700 800 900 1000 1100 1200 1300 1400 1500 1600 1700 1800 1900 2000 2100 2200 2300 2400 2500 2600 2700 2800 2900 3000 3100 3200 3300 3400 3500 3600 3700 3800 3900 4000 4100 4200 4300 4400 4500 4600 4700 4800 4900 5000 5100 5200 5300 5400 5500 5600 5700 5800 5900 6000 6100 6200 6300 6400 6500 6600 6700 6800 6900 7000 7100 7200 7300 7400 7500 7600 7700 7800 7900 8000 8100 8200 8300 8400 8500 8600 8700 8800 8900 9000 9100 9200 9300 9400 9500 9600 9700 9800 9900 10000 10100 10200 10300 10400 10500 10600 10700 10800 10900 11000 11100 11200 11300 11400 11500 11600 11700 11800 11900 12000 12100 12200 12300 12400 12500 12600 12700 12800 12900 13000 13100 13200 13300 13400 13500 13600 13700 13800 13900 14000 14100 14200 14300 14400 14500 14600 14700 14800 14900 15000 15100 15200 15300 15400 15500 15600 15700 15800 15900 16000 16100 16200 16300 16400 16500 16600 16700 16800 16900 17000 17100 17200 17300 17400 17500 17600 17700 17800 17900 18000 18100 18200 18300 18400 18500 18600 18700 18800 18900 19000 19100 19200 19300 19400 19500 19600 19700 19800 19900 20000 20100 20200 20300 20400 20500 20600 20700 20800 20900 21000 21100 21200 21300 21400 21500 21600 21700 21800 21900 22000 22100 22200 22300 22400 22500 22600 22700 22800 22900 23000 23100 23200 23300 23400 23500 23600 23700 23800 23900 24000 24100 24200 24300 24400 24500 24600 24700 24800 24900 25000 25100 25200 25300 25400 25500 25600 25700 25800 25900 26000 26100 26200 26300 26400 26500 26600 26700 26800 26900 27000 27100 27200 27300 27400 27500 27600 27700 27800 27900 28000 28100 28200 28300 28400 28500 28600 28700 28800 28900 29000 29100 29200 29300 29400 29500 29600 29700 29800 29900 30000 30100 30200 30300 30400 30500 30600 30700 30800 30900 31000 31100 31200 31300 31400 31500 31600 31700 31800 31900 32000 32100 32200 32300 32400 32500 32600 32700 32800 32900 33000 33100 33200 33300 33400 33500 33600 33700 33800 33900 34000 34100 34200 34300 34400 34500 34600 34700 34800 34900 35000 35100 35200 35300 35400 35500 35600 35700 35800 35900 36000 36100 36200 36300 36400 36500 36600 36700 36800 36900 37000 37100 37200 37300 37400 37500 37600 37700 37800 37900 38000 38100 38200 38300 38400 38500 38600 38700 38800 38900 39000 39100 39200 39300 39400 39500 39600 39700 39800 39900 40000 40100 40200 40300 40400 40500 40600 40700 40800 40900 41000 41100 41200 41300

UWG No. **2522**


S-702.00

DOB PAGE No: 115 OF 118

DOB EMPLOYEE STAMP:	DOB B-SCAN:
---------------------	-------------

[illegible]

Damian Titus

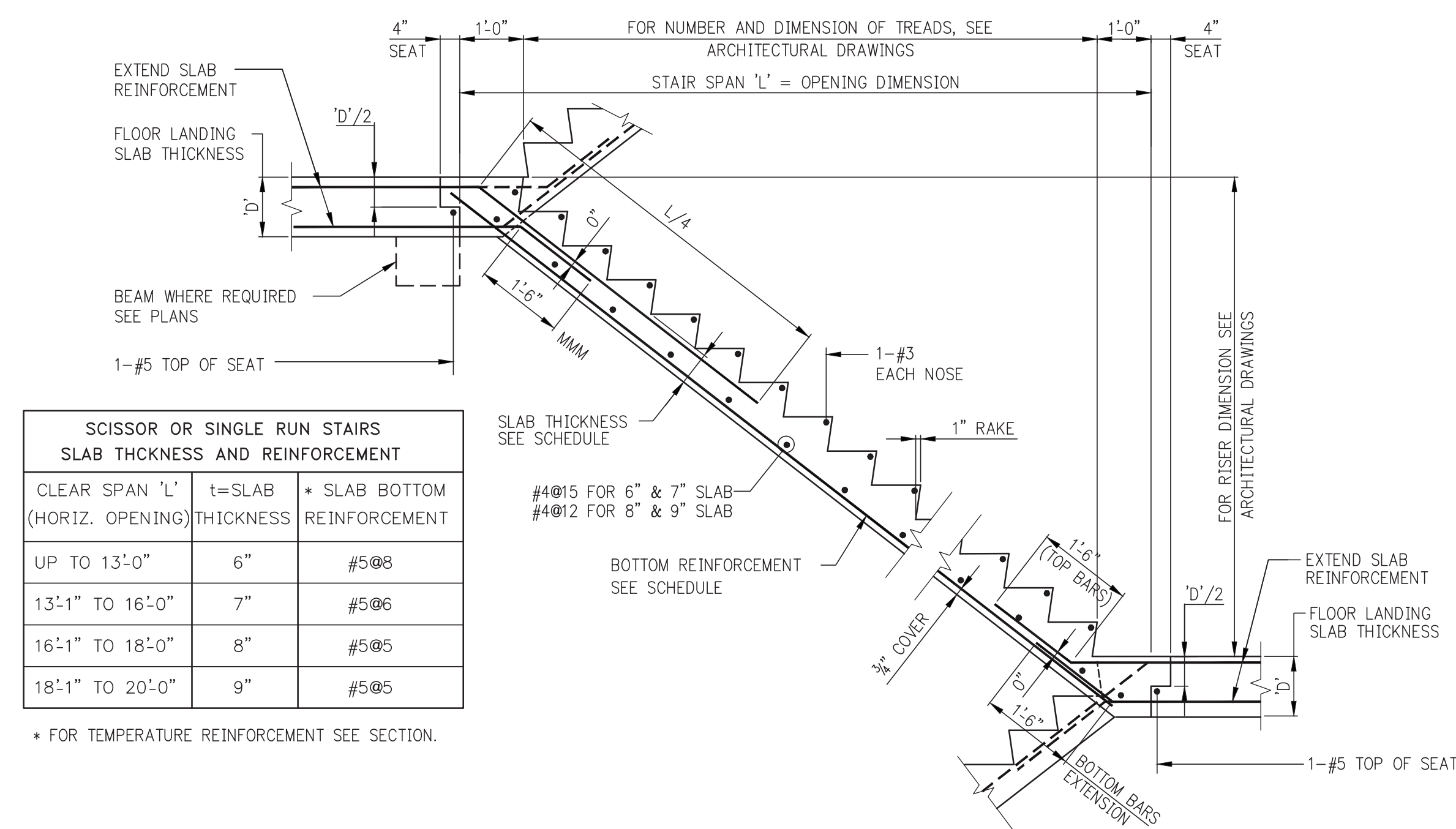
Buildings
APPROVED

Under Directive 2 of 1975

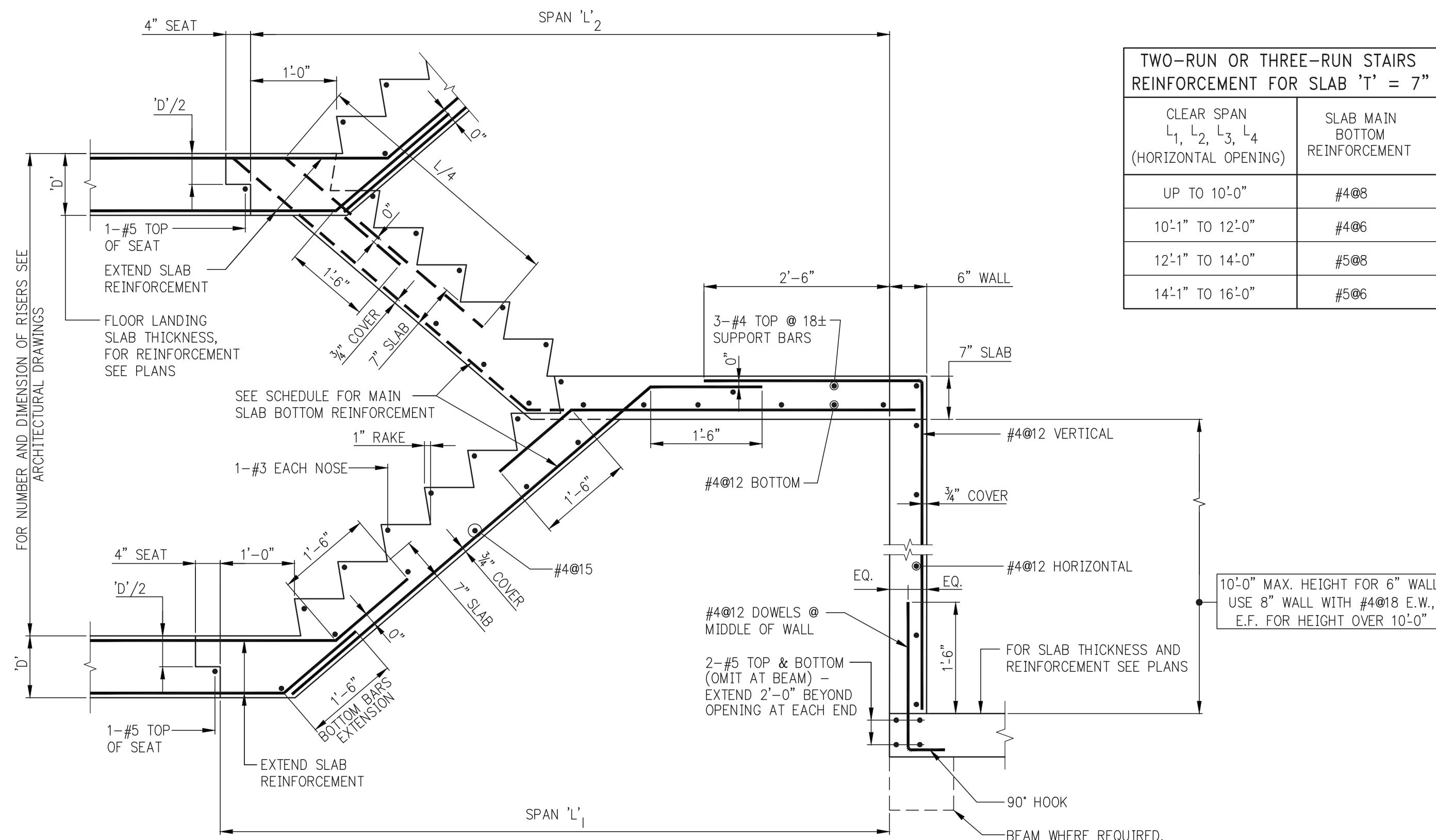
Date: 07/09/2015:

NYC Development Hub

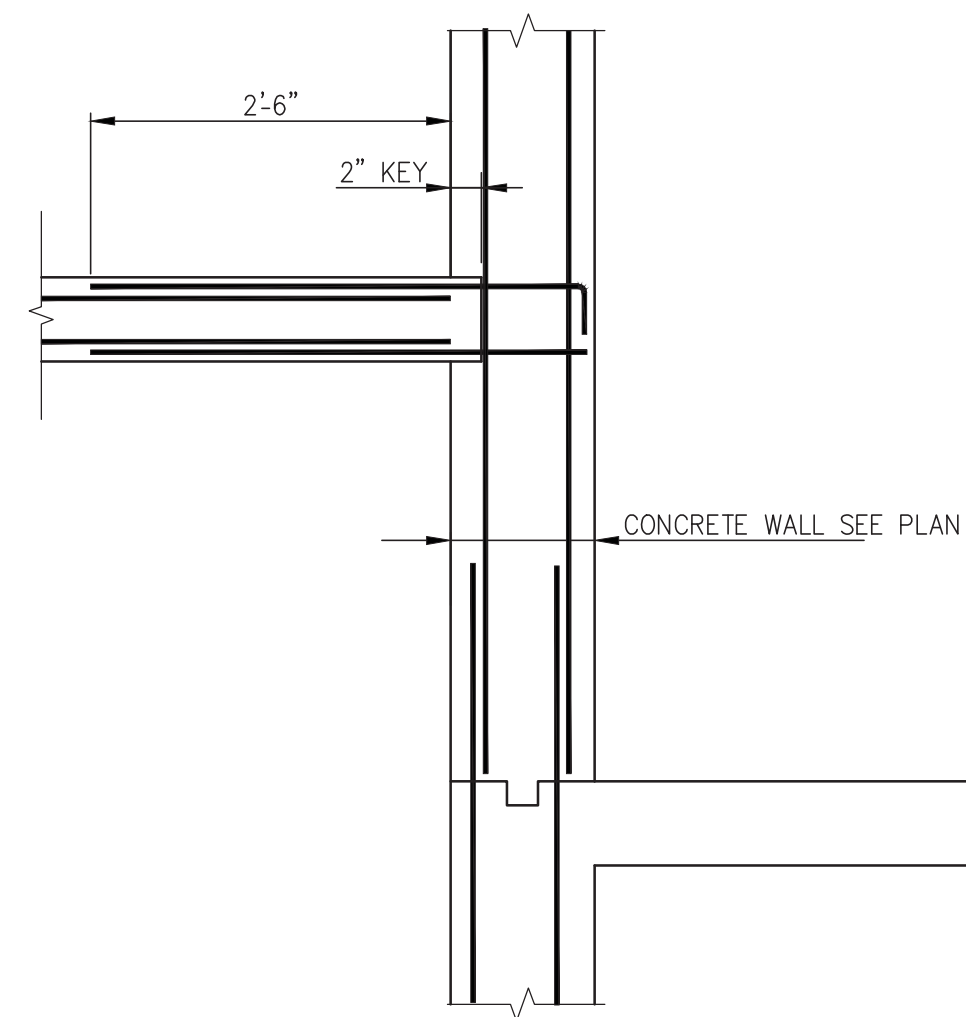
<p> $\frac{1}{2} \times \frac{1}{2} = \frac{1}{4}$ $\frac{1}{4} \times \frac{1}{4} = \frac{1}{16}$ $\frac{1}{16} \times \frac{1}{16} = \frac{1}{256}$ $\frac{1}{256} \times \frac{1}{256} = \frac{1}{65,536}$ $\frac{1}{65,536} \times \frac{1}{65,536} = \frac{1}{4,294,967,296}$ $\frac{1}{4,294,967,296} \times \frac{1}{4,294,967,296} = \frac{1}{18,446,744,073,709,551,616}$ </p>	<p> $\frac{1}{2} \times \frac{1}{2} = \frac{1}{4}$ $\frac{1}{4} \times \frac{1}{4} = \frac{1}{16}$ $\frac{1}{16} \times \frac{1}{16} = \frac{1}{256}$ $\frac{1}{256} \times \frac{1}{256} = \frac{1}{65,536}$ $\frac{1}{65,536} \times \frac{1}{65,536} = \frac{1}{4,294,967,296}$ $\frac{1}{4,294,967,296} \times \frac{1}{4,294,967,296} = \frac{1}{18,446,744,073,709,551,616}$ </p>
--	--



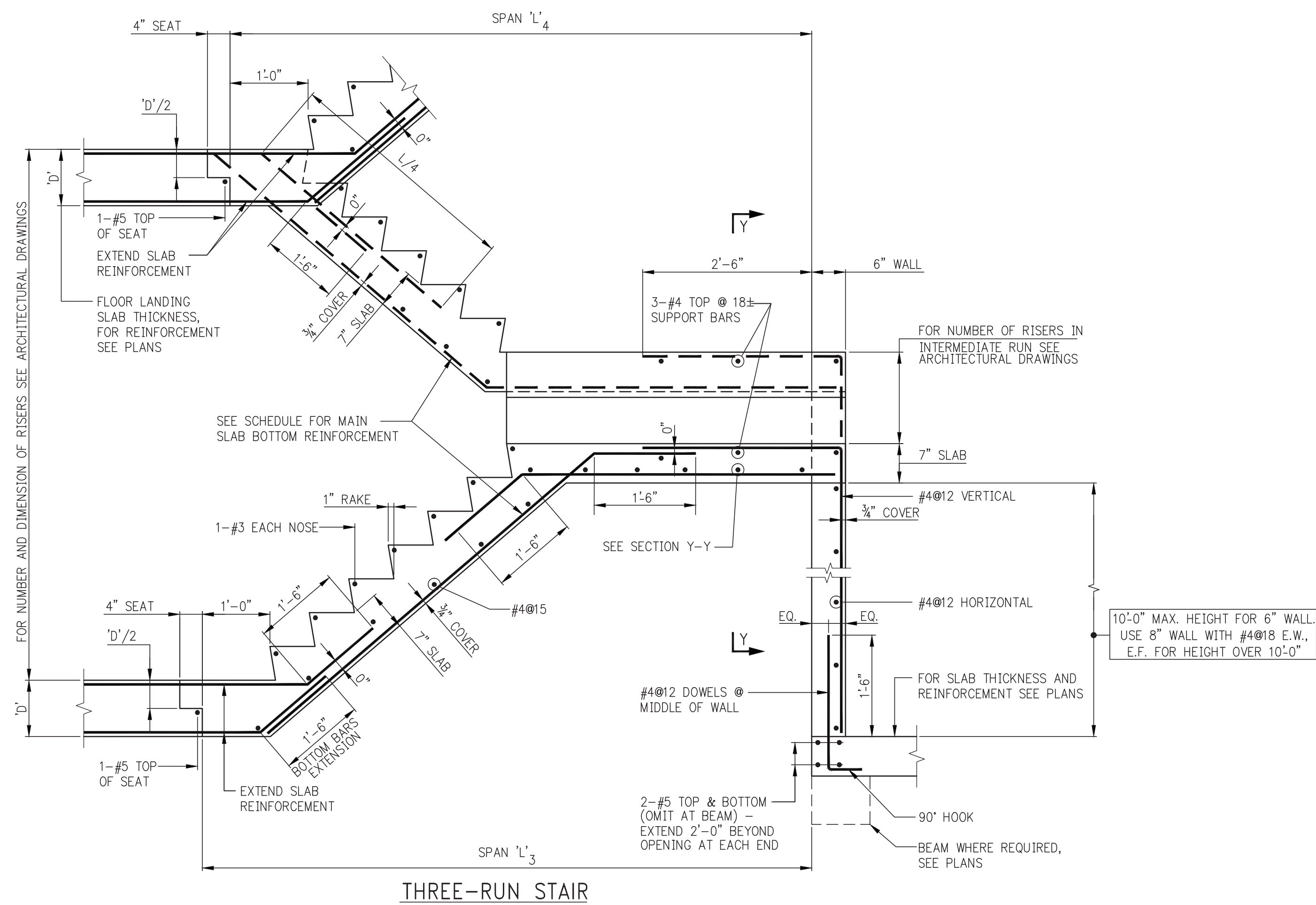
SCISSOR OR SINGLE RUN STAIR
FOR FLOOR REINFORCEMENT EXTENDED INTO STAIR
SLAB, SEE FRAMING PLANS.



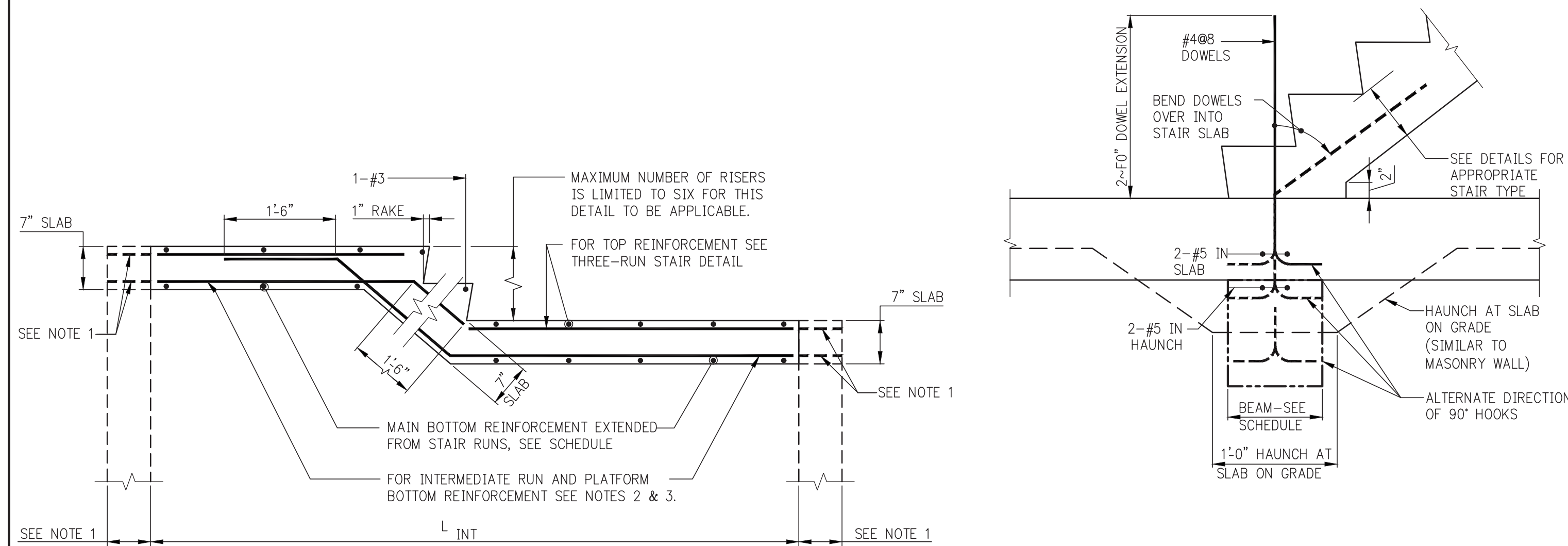
TWO-RUN STAIR



STAIR LANDING @ WALL



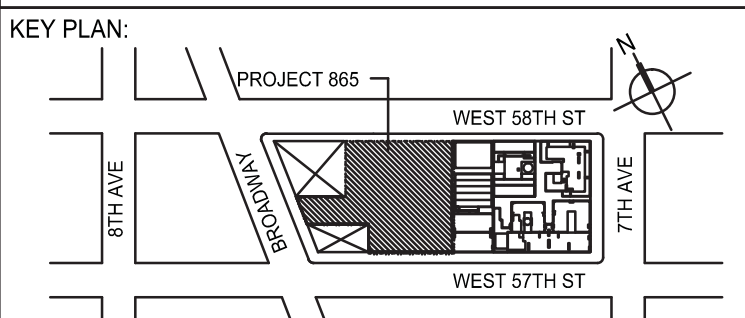
THREE-RUN STAIR





SECTION Y-Y
(AT THREE-RUN STAIR)

BOTTOM OF STAIR-NO SLAB OPENING

- NOTES:
1. EXTEND SLAB AND REINFORCEMENT OVER SUPPORT WALLS WHERE WALLS ARE SHOWN ON PLANS.
 2. WHERE L INT IS NOT SUPPORTED AT ENDS, PROVIDE:
#4012 BOTTOM
 3. WHERE L INT IS SUPPORTED, PROVIDE:
#408 FOR L INT UP TO 10'-0",
#406 FOR L INT BETWEEN 10'-1" AND 12'-0".
FOR L INT SPANNING MORE THAN 12'-0",
DESIGNER TO PROVIDE DETAILS.



PROJECT NORTH		TRUE NORTH	
---------------	---	------------	---

DEVELOPER: **EXTELL DEVELOPMENT COMPANY**
805 THIRD AVENUE, 7TH FLOOR
New York, NY 10022 USA
TEL: 212 712 6000 FAX: 212 712 6100

DESIGN ARCHITECT: Base Building Shell & Core
ADRIAN SMITH + GORDON GILL ARCHITECTURE
111 WEST MONROE STREET SUITE 2300
CHICAGO IL 60603
TEL: 312 920 1888 FAX: 312 920 1775

INTERIOR DESIGNER: Residential
Rottet Architecture and Design Studio, PLLC
288 Fifth Ave, 7th Floor
New York, NY 10001
TEL: 646 998 7000 FAX:

ARCHITECT OF RECORD: Base Building Shell, Core, & Residential
AAI ARCHITECTS, P.C.
 401 Wellington St. W., 3rd Floor
 Toronto, ON M5V 1E7 Canada
 TEL: 416 967 1500 FAX: 416 967 7150

STRUCTURAL ENGINEERS:

WSP

228 EAST 45th Street
New York, NY 10017 USA

TEL: 212 687 9888 FAX: 646 487 5501

MEP ENGINEERS:

AKF GROUP
1501 Broadway
New York, NY 10036 USA
TEL: 212 354 5656 FAX: 212 354 5668

GEOTECHNICAL ENGINEERS:
Langan Engineering & Environmental Services
21 Penn Plaza - 360 West 31st Street, 8th Floor
New York, NY 10001-2727
TEL: 212 479 5400 FAX: 212 479 5444

CODE CONSULTANTS:
Construction Consulting Associates
100 Church Street
New York, NY 10007
TEL: 212 385 1818 FAX: 212 385 1911

CURTAINWALL CONSULTANT:
AJLP Consulting
40 Worth Street, Suite 826
New York, NY 10013
TEL: 212 757 5659 FAX: 646 219 8508

LANDMARK/PRESERVATION CONSULTANT:
Jan Hird Pokorny Associates, Inc.
39 West 37th Street, 12A
New York, NY 10018
TEL: 212 759 6462 FAX: 212 759 6540

No.	DESCRIPTION	DATE
1	SCHEMATIC DESIGN	03-31-2014
2	ISSUED FOR SCHEMATIC DESIGN	04-04-2014
3	STEEL BID PACKAGE	05-22-2014
4	SUPERSTRUCTURE CONCRETE BID	06-02-2014
5	DESIGN DEVELOPMENT	07-01-2014
6	ISSUED FOR DESIGN DEVELOPMENT	07-31-2014
7	CD PROGRESS ISSUE 1	10-15-2014
8	ISSUED FOR CONSTRUCTION UP TO GROUND FL ONLY	10-17-2014
9	ISSUED FOR CONSTRUCTION UP TO 5TH FL ONLY	11-07-2014
10	DOB SUBMISSION	12-19-2014

DOB SUBMISSION

Discrepancies must be reported immediately to the Architect before proceeding. Only figured dimensions are to be used. Contractors must check all dimensions on site. This drawing is protected by copyright.

ALL DIMENSIONS ARE SHOWN IN IMPERIAL.

CONSULTANT:



WSP

228 East 45th Street
New York, NY 10017
(212) 687-9888
www.wspgroup.com/usa


PROJECT:

217 WEST 57TH STREET
NEW YORK, NY


DRAWING TITLE:

TYPICAL STAIR
DETAILS

SEAL & SIGNATURE:	DATE: 03/31/11
	PROJECT No: 201248




PROJECT NO. 201218	
DRAWN: CADD	REV:
CHK: Y.E.	10
SCALE: AS INDICATED	



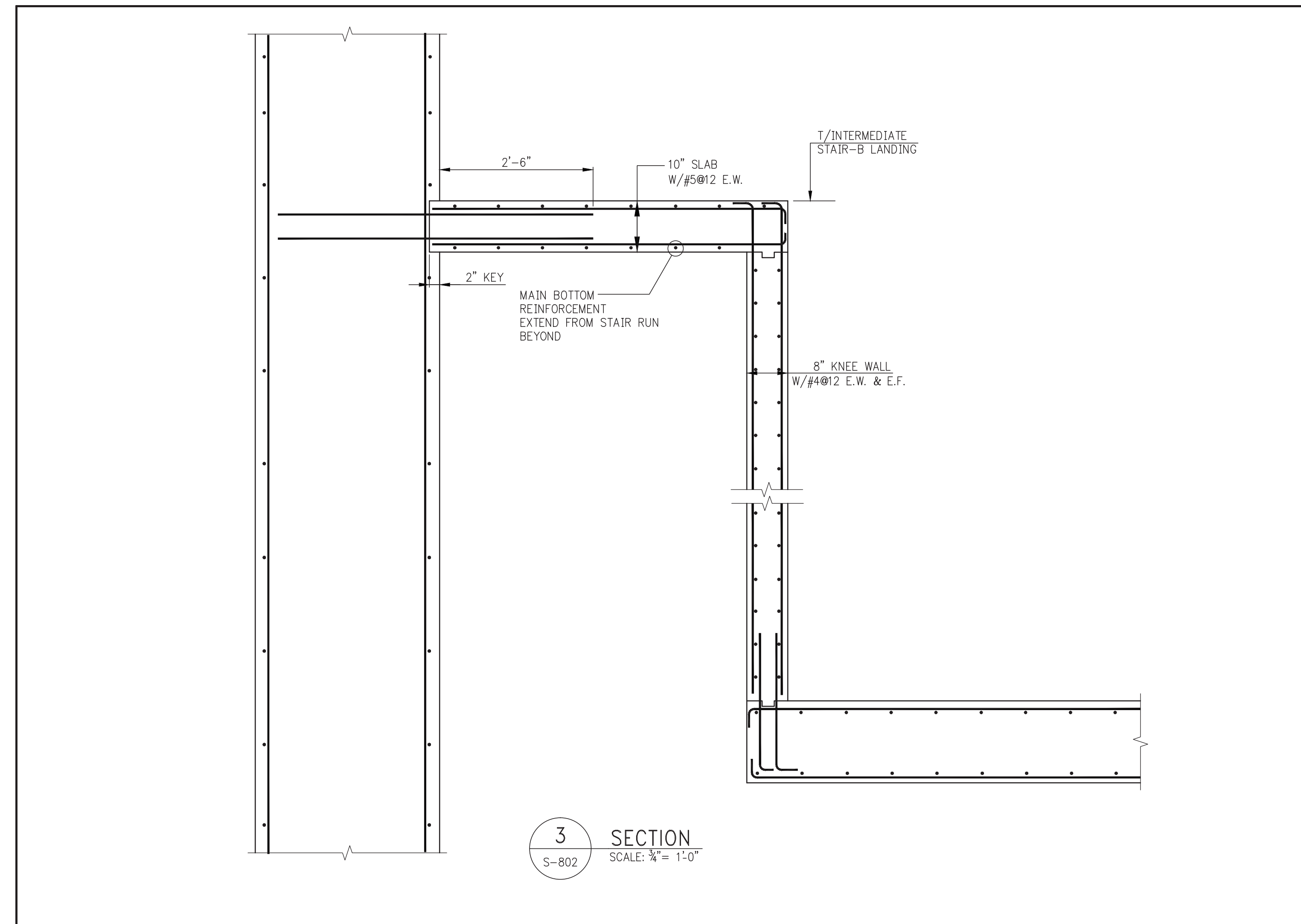


No. 085537
 LICENSED PROFESSIONAL ENGINEER

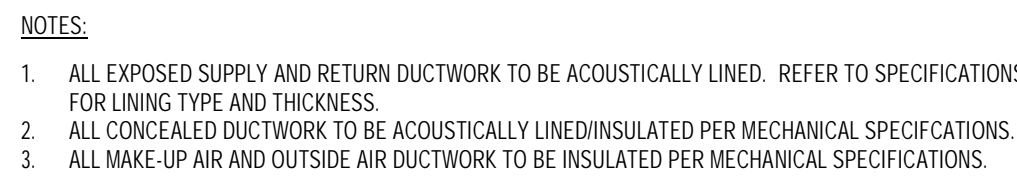
DWG No:	S-800.00
BOB PAGE No. 118 OF 118	

DOB EMPLOYEE STAMP:		DOB B-SCAN:
---------------------	--	-------------

Damian Titus

Buildings
APPROVED
Under Directive 2 of 1975
Date: 07/09/2015;
NYC Development Hub

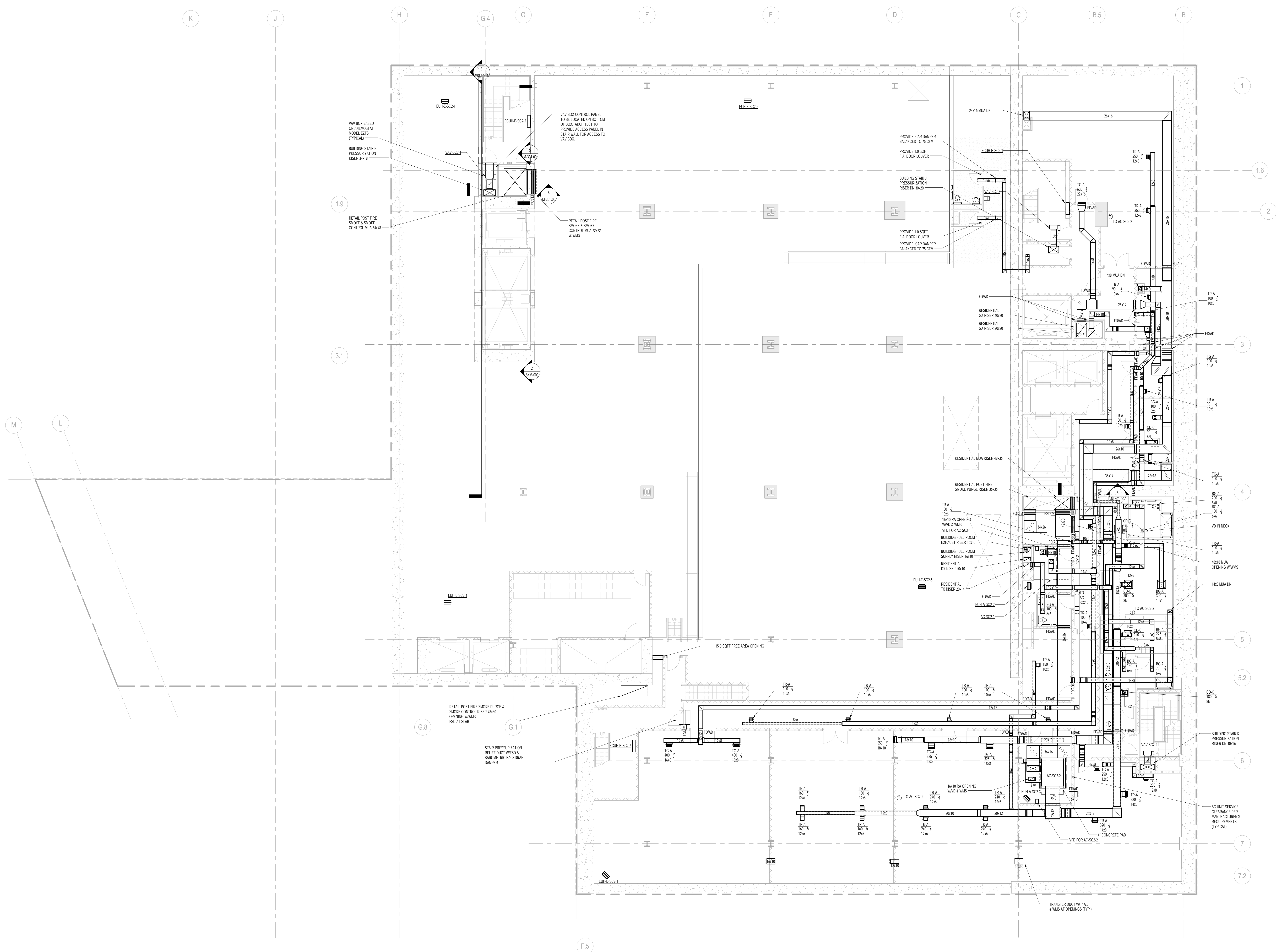


KEY PLAN:		
PROJECT NORTH 	TRUE NORTH 	
DEVELOPER: EXTELL DEVELOPMENT COMPANY 805 THIRD AVENUE, 7TH FLOOR New York, NY 10022 USA TEL: 212 712 6000 FAX: 212 712 6100		
DESIGN ARCHITECT: Gordon Building Shell & Core ADRIAN SMITH + HOKKING GILL ARCHITECTURE 111 WEST MONROE STREET SUITE 2300 CHICAGO IL 60663 TEL: 312 920 1888 FAX: 312 920 1775		
INTERIOR DESIGNER: Residential Rotet Architects and Design Studio, PLLC 236 Fifth Avenue, 7th Floor New York, NY 10001 TEL: 646 998 7000 FAX: 		
ARCHITECT OF RECORD: Base Building Shell, Core, & Residential AAI ARCHITECTS, P.C. 401 Wellington St., W., 3rd Floor Toronto, ON M5V 1E7 Canada TEL: 416 967 1500 FAX: 416 967 7150		
STRUCTURAL ENGINEERS: WSP-CANTOR SEINUK 228 EAST 45th Street New York, NY 10017 USA TEL: 212 687 9888 FAX: 646 487 5501		
M/E/P ENGINEERS: AKF GROUP One Liberty Plaza, 165 Broadway New York, NY 10006 USA TEL: 212 354 6666 FAX: 212 354 6668		
GEOTECHNICAL ENGINEERS: Langan Engineering & Environmental Services 21 Penn Plaza - 360 West 31st Street, 8th Floor New York, NY 10001-2727 TEL: 212 479 5400 FAX: 212 479 5444		
CODE CONSULTANTS: Construction Consulting Associates 100 Church Street New York, NY 10007 TEL: 212 385 1818 FAX: 212 385 1911		
CURTAINWALL CONSULTANT: AJP Consulting 40 Worth Street, Suite B26 New York, NY 10013 TEL: 212 757 5659 FAX: 646 219 8508		
LANDMARK/PRESERVATION CONSULTANT: Jan Hirsh Pokorny Associates, Inc. 39 West 37th Street, 12A New York, NY 10018 TEL: 212 759 6462 FAX: 212 759 6505		
No.	DESCRIPTION	DATE
1	ISSUED FOR SCHEMATIC DESIGN	04 APRIL 2014
2	ISSUED FOR DESIGN DEVELOPMENT	01 JULY 2014
3	ISSUED FOR PERMIT DEVELOPMENT	31 JULY 2014
4	CD PROGRESS ISSUE 1	15 OCTOBER 2014
5	ISSUED FOR BID - MECHANICAL	15 OCTOBER 2014
6	D&B SUBMISSION	19 DEC 2014
DOB SUBMISSION		
Discrepancies must be reported immediately to the Architect before proceeding. Only figured dimensions are to be used. Contractors must check all dimensions on site. This drawing is protected by copyright.		
ALL DIMENSIONS ARE SHOWN IN IMPERIAL.		
CONSULTANT: A K F 1501 BROADWAY, SUITE 700 NEW YORK, NY 10036 T: 212 354 5256 / F: 212 354 5668 www.akfgroup.com		
PROJECT: <div style="text-align: center; font-weight: bold; margin-top: 10px;">217 WEST 57TH STREET NEW YORK, NY</div>		
DRAWING TITLE: <div style="text-align: center; font-weight: bold; margin-top: 10px;">MECHANICAL COVER SHEET</div>		
SEAL AND SIGNATURE: <div style="float: left; width: 150px; height: 100px; border: 1px solid black; border-radius: 50%; position: relative; margin-bottom: 10px;"> </div> DATE: _____ PROJECT NO.: Y130747-000 DRAWN: RC/AZ REV: _____ CHK: PS SCALE: AS NOTED 6 DWG NO. M-000.00 DOB PAGE No: 1 of 117		
DOB EMPLOYEE STAMP: <div style="margin-top: 10px; text-align: center;"> APPROVED Under Directive of 2 of 1975 Date: 07/02/2015 NYC Development Hub </div>		DOB B-SCAN:




1 SUB CELLAR 3 FLOOR PLAN
1/8" = 1'-0"


NYC Development Hub

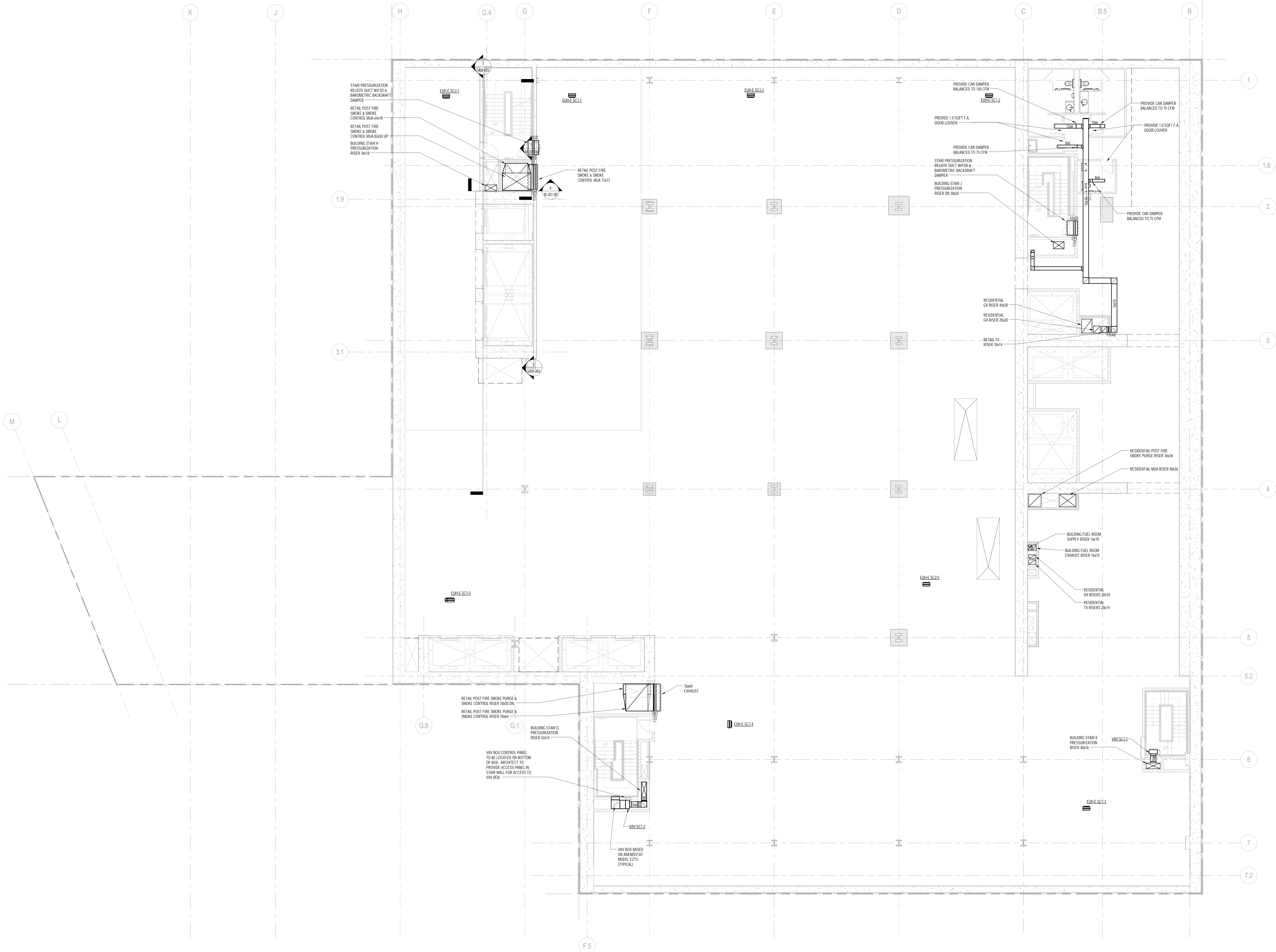


1 SUB CELLAR 2 FLOOR PLAN
1/8" = 1'-0"

- NOTES:**
1. ALL EXPOSED SUPPLY AND RETURN DUCTWORK TO BE ACOUSTICALLY LINED. REFER TO SPECIFICATIONS FOR LINING TYPE AND THICKNESS.
 2. ALL CONCEALED DUCTWORK TO BE ACOUSTICALLY LINED/INSULATED PER MECHANICAL SPECIFICATIONS.
 3. ALL MAKE-UP AIR AND OUTSIDE AIR DUCTWORK TO BE INSULATED PER MECHANICAL SPECIFICATIONS.


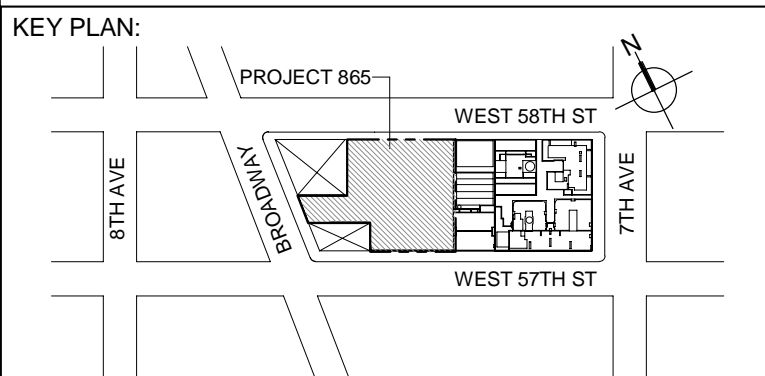
	DATE: 04/04/14	
	PROJECT No: Y130747-000	
	DRAWN: RC/AZ	REV:
	CHK: PHS	6
	SCALE: As indicated	
	DWG No: M-101.00	
DOB PAGE No: 3 of 117		
DOB EMPLOYEE STAMP:	DOB B-SCAN:	

Damian Titus

Buildings
APPROVED
Under Directive 2 of 1975
Date: 07/09/2015:
NYC Development Hub



1 SUB CELLAR 1 FLOOR PLAN
1/8" = 1'-0"

- NOTES:
1. ALL EXPOSED SUPPLY AND RETURN DUCTWORK TO BE ACOUSTICALLY LINED. REFER TO SPECIFICATIONS FOR LINING TYPE AND THICKNESS.
 2. ALL CONCEALED DUCTWORK TO BE ACOUSTICALLY UNINSULATED PER MECHANICAL SPECIFICATIONS.
 3. ALL MAKE-UP AIR AND OUTSIDE AIR DUCTWORK TO BE INSULATED PER MECHANICAL SPECIFICATIONS.



DEVELOPER: **EXTELL DEVELOPMENT COMPANY**
805 THIRD AVENUE, 7TH FLOOR
NEW YORK, NY 10022 USA
TEL: 212 712 6000 FAX: 212 712 6100

DESIGN ARCHITECT: **Base Building Shell & Core**
ADRIAN SMITH + GORDON GILL ARCHITECTURE
111 WEST MONROE STREET SUITE 2300
CHICAGO, IL 60603
TEL: 312 925 1888 FAX: 312 920 1775

INTERIOR DESIGNER: **Residential**
Rottet Architecture and Design Studio, PLLC
238 Fifth Ave, 7th Floor
New York, NY 10001
TEL: 646 998 7000 FAX:

ARCHITECT OF RECORD: **Base Building Shell, Core, & Residential**
AJAJ ARCHITECTS, P.C.
401 Wellington St., 3rd Floor
Toronto, ON M5V 1E7 Canada
TEL: 416 967 1500 FAX: 416 967 7150

STRUCTURAL ENGINEERS: **WSP CANTOR SEINUK**
228 EAST 46th Street
New York, NY 10017 USA
TEL: 212 697 9888 FAX: 646 487 5501

MEP ENGINEERS: **AKF GROUP**
One Liberty Plaza, 165 Broadway
New York, NY 10006 USA
TEL: 212 354 5656 FAX: 212 354 5668

GEOTECHNICAL ENGINEERS: **Langan Engineering & Environmental Services**
21 Penn Plaza - 360 West 37th Street, 8th Floor
New York, NY 10001-2727
TEL: 212 479 5400 FAX: 212 479 5444

CODE CONSULTANTS: **Construction Consulting Associates**
100 Church Street
New York, NY 10007
TEL: 212 385 1818 FAX: 212 385 1911

CURTAINWALL CONSULTANT: **AJLP Consulting**
40 Worth Street, Suite 828
New York, NY 10013
TEL: 212 757 6659 FAX: 646 219 8508

LANDMARK/PRESERVATION CONSULTANT: **Jan Hird Pokorny Associates, Inc.**
39 West 37th Street, 12A
New York, NY 10018
TEL: 212 759 6462 FAX: 212 759 6540

No.	DESCRIPTION	DATE
1	ISSUED FOR SCHEMATIC DESIGN	04 APR 2014
2	ISSUED FOR DESIGN DEVELOPMENT	01 JUL 2014
3	ISSUED FOR DESIGN DEVELOPMENT	31 JUL 2014
4	CD PROGRESS ISSUE 1	15 OCT 2014
5	ISSUED FOR BID - MECHANICAL	15 OCT 2014
6	DOB SUBMISSION	19 DEC 2014

0' 4'-0" 8'-0" 16'-0"

DOB SUBMISSION

Discrepancies must be reported immediately to the Architect before proceeding. Only figured dimensions are to be used. Contractors must check all dimensions on site. This drawing is protected by copyright.

ALL DIMENSIONS ARE SHOWN IN IMPERIAL.

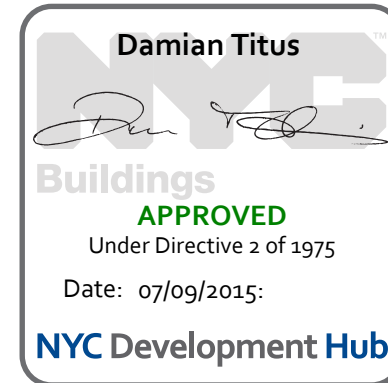
CONSULTANT: **AKF**
1501 BROADWAY, SUITE 700
NEW YORK, NY 10020
T: 212 354 5656 F: 212 354 5668
WWW.AKF.COM

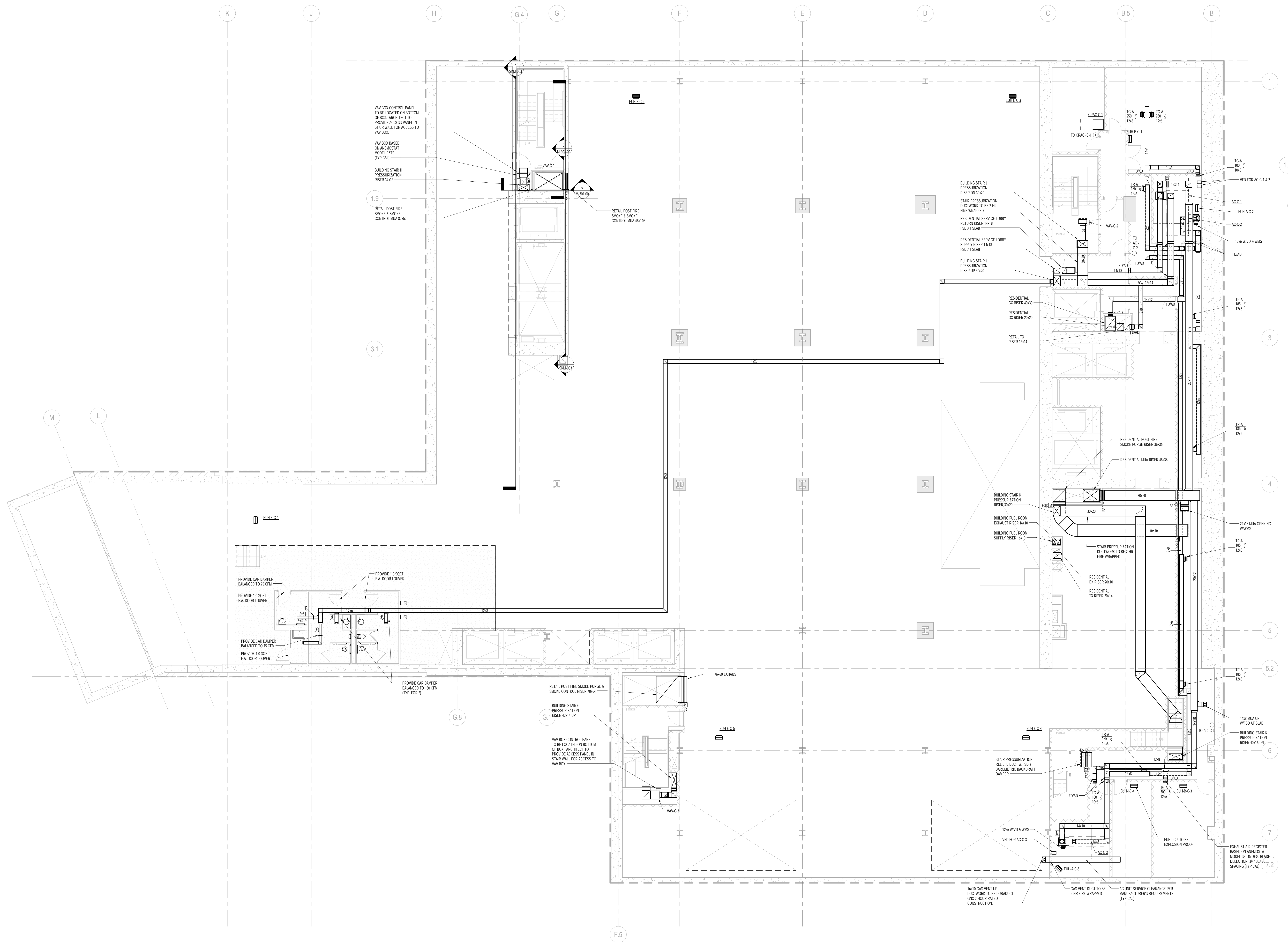
PROJECT: **217 WEST 57TH STREET
NEW YORK, NY**

DRAWING TITLE: **MECHANICAL
SUB CELLAR 1 PLAN - DUCTWORK**

SEAL & SIGNATURE:	DATE: 04/04/14
	PROJECT No: Y130747-000
	DRAWN: RCIAZ
	CHK: PHS
	SCALE: As indicated
DWG No:	REV: 6
DOB PAGE No: 4 of 117	M-102.00

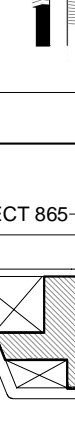


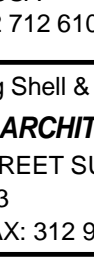




DOB EMPLOYEE STAMP: DOB B-SCAN:

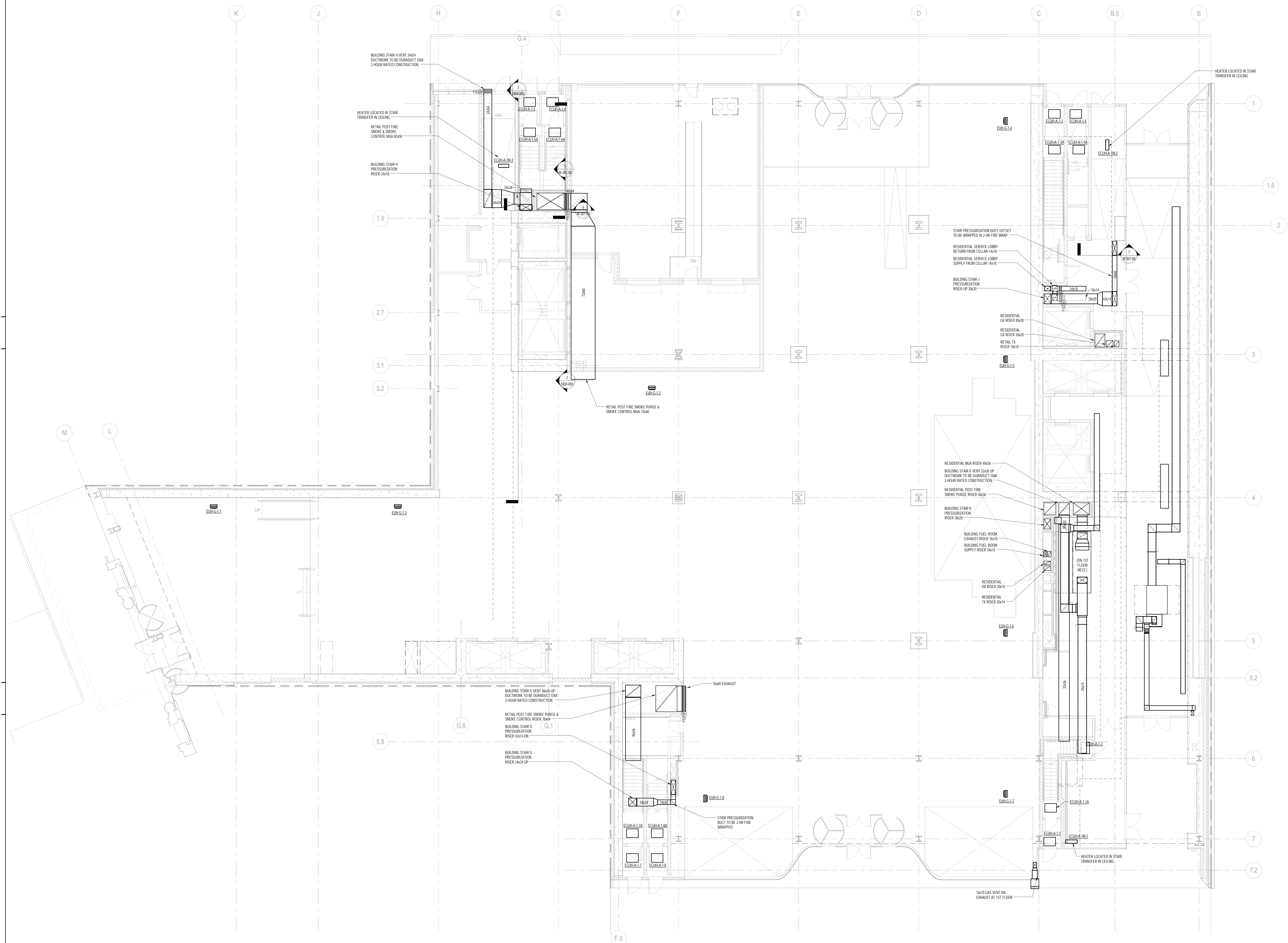




1 CELLAR FLOOR PLAN
1/8" = 1'-0"

- NOTES:**
1. ALL EXPOSED SUPPLY AND RETURN DUCTWORK TO BE ACOUSTICALLY LINED. REFER TO SPECIFICATION FOR LINING TYPE AND THICKNESS.
 2. ALL CONCEALED DUCTWORK TO BE ACOUSTICALLY LINED/INSULATED PER MECHANICAL SPECIFICATIONS.
 3. ALL MAKE-UP AIR AND OUTSIDE AIR DUCTWORK TO BE INSULATED PER MECHANICAL SPECIFICATIONS.

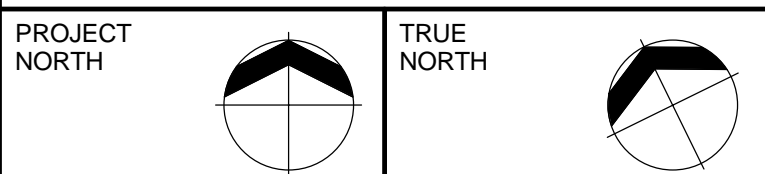
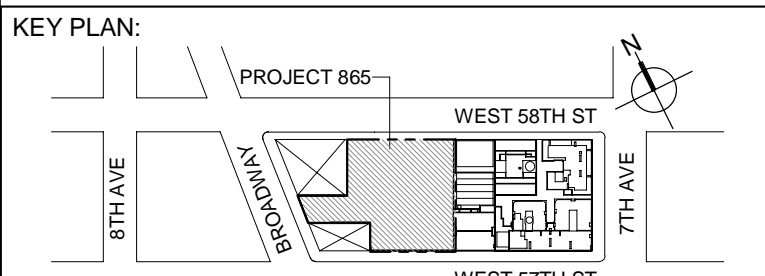
			
KEY PLAN: 			
PROJECT NORTH 	TRUE NORTH 		
DEVELOPER: EXTELL DEVELOPMENT COMPANY 905 THIRD AVENUE, 7TH FLOOR NEW YORK, NY 10022 USA TEL: 212 212 6000 FAX: 212 212 6100			
DESIGN ARCHITECT: Base Building Shell & Core ADRIAN SMITH + GORDON GILL ARCHITECTURE 111 WEST MONROE STREET SUITE 2300 CHICAGO IL 60603 TEL: 312 920 1888 FAX: 312 920 1775			
INTERIOR DESIGNER: Residential Rotnet Architecture and Design Studio, PLLC 238 Fifth Ave., 7th Floor New York, NY 10001 TEL: 646 998 7000 FAX: _____			
ARCHITECT OF RECORD: Base Building Shell, Core, & Residential AJI ARCHITECTS, P.C. 401 Wellington St. W., 3rd Floor Toronto, ON M5V 1E7 Canada TEL: 416 967 1500 FAX: 416 967 7150			
STRUCTURAL ENGINEERS: WSP CANTOR SEINUK 228 East 45th Street New York, NY 10017 USA TEL: 212 697 9898 FAX: 646 487 5501			
MEP ENGINEERS: AKF GROUP One Liberty Plaza, 165 Broadway New York, NY 10006 USA TEL: 212 354 6566 FAX: 212 354 5666			
GEOTECHNICAL ENGINEERS: Langan Engineering & Environmental Services 21 Penn Plaza - 360 West 31st Street, 8th Floor New York, NY 10001-2727 TEL: 212 479 5400 FAX: 212 479 5444			
CODE CONSULTANTS: Construction Consulting Associates 100 Church Street New York, NY 10007 TEL: 212 385 1818 FAX: 212 385 1911			
CURTAINWALL CONSULTANT: AJLP Consulting 40 Worth Street, Suite S26 New York, NY 10013 TEL: 212 707 5059 FAX: 646 219 8508			
LANDMARK/PRESERVATION CONSULTANT: Jan Hird Pokorny Associates, Inc. 39 West 37th Street, 12A New York, NY 10018 TEL: 212 759 6462 FAX: 212 759 6540			
No.	DESCRIPTION		DATE
1	ISSUED FOR SCHEMATIC DESIGN		04 APR 2014
2	ISSUED FOR DESIGN DEVELOPMENT		01 JUL 2014
3	ISSUED FOR DESIGN DEVELOPMENT		31 JUL 2014
4	CD PROGRESS ISSUE I		15 OCT 2014
5	ISSUED FOR BID - MECHANICAL		15 OCT 2014
6	DOB SUBMISSION		19 DEC 2014
 DOB SUBMISSION			
Discrepancies must be reported immediately to the Architect before proceeding. Only the figures dimensions are to be used. Contractors must check all dimensions on site. This drawing is protected by copyright. ALL DIMENSIONS ARE SHOWN IN IMPERIAL.			
CONSULTANT: <div style="text-align: center;">  1501 BROADWAY, SUITE 700 NEW YORK, NY 10036 T: 212 354 5656 F: 212 354 5668 <small>Mailing Address: 1501 Broadway, Suite 700 New York, NY 10036 Website: www.akfgroup.com</small> </div>			
PROJECT: <u>217 WEST 57TH STREET</u> <u>NEW YORK, NY</u>			
DRAWING TITLE: <p style="text-align: center;">MECHANICAL</p> <p style="text-align: center;">CELLAR FLOOR - DUCTWORK</p>			
SEAL & SIGNATURE: 	DATE: 04/24/14 PROJECT NO: Y130747-000 DRAWN: RCZ/J CHK: PHS SCALE: As Indicated DWG NO: <div style="font-size: 2em; font-weight: bold; text-align: center;">M-103.00</div>	REV: <div style="font-size: 2em; font-weight: bold; text-align: center;">6</div>	
DOB EMPLOYEE STAMP:		DOB PAGE NO: 5 of 11 DOB B-SCAN:	
 APPROVED Under Directive # of 1975 Date: 07/09/2015 NyC Development Hub			



1 GROUND FLOOR PLAN
1/8" = 1'-0"

NOTES:

1. ALL EXPOSED SUPPLY AND RETURN DUCTWORK TO BE ACOUSTICALLY LINED. REFER TO SPECIFICATION FOR LINING TYPE AND THICKNESS.
2. ALL CONCEALED DUCTWORK TO BE ACOUSTICALLY LINED/INSULATED PER MECHANICAL SPECIFICATIONS.
3. ALL MAKE-UP AIR AND OUTSIDE AIR DUCTWORK TO BE INSULATED PER MECHANICAL SPECIFICATIONS.



DEVELOPER:
EXTELL DEVELOPMENT COMPANY
805 THIRD AVENUE, 7TH FLOOR
New York, NY 10022 USA
TEL: 212 712 6000 FAX: 212 712 6100

DESIGN ARCHITECT: Base Building Shell & Core
ADRIAN SMITH + GORDON GILL ARCHITECTURE
111 WEST MONROE STREET SUITE 2300
CHICAGO IL 60603
TEL: 312 920 1888 FAX: 312 920 1775

Interior Designer: Residential
Rottet Architecture and Design Studio, PLLC
298 Fifth Ave., 7th Floor
New York, NY 10001
TEL: 646 998 7000 FAX:

ARCHITECT OF RECORD: Base Building Shell, Core, & Residential
AAI ARCHITECTS, P.C.
401 Wellington St. W., 3rd Floor
Toronto, ON M5V 1E7 Canada
TEL: 416 967 1500 FAX: 416 967 7150

STRUCTURAL ENGINEERS:
WSP CANTOR SEINUK
228 EAST 45th Street
New York, NY 10017 USA
TEL: 212 687 9888 FAX: 646 487 5501

MEP ENGINEERS:

AKF GROUP
One Liberty Plaza, 165 Broadway
New York, NY 10006 USA
TEL: 212 354 5856 FAX: 212 354 5868

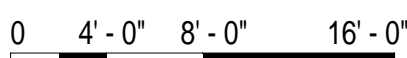
GEOTECHNICAL ENGINEERS:
Langan Engineering & Environmental Services
21 Penn Plaza - 360 West 31st Street, 8th Floor
New York, NY 10001-2727
TEL: 212 479 5400 FAX: 212 479 5444

CODE CONSULTANTS:
Construction Consulting Associates
100 Church Street
New York, NY 10007
TEL: 212 385 1818 FAX: 212 385 1911

CURTAINWALL CONSULTANT:
AJLP Consulting
40 Worth Street, Suite 826
New York, NY 10013
TEL: 212 757 5659 FAX: 646 219 8508

LANDMARK/PRESERVATION CONSULTANT:
Jan Hird Pokorny Associates, Inc.
39 West 37th Street, 12A
New York, NY 10018
TEL: 212 759 6462 FAX: 212 759 6540

No.	DESCRIPTION	DATE
1	ISSUED FOR SCHEMATIC DESIGN	04 APR 2014
2	ISSUED FOR DESIGN DEVELOPMENT	01 JUL 2014
3	ISSUED FOR DESIGN DEVELOPMENT	31 JUL 2014
4	CD PROGRESS ISSUE 1	15 OCT 2014
5	ISSUED FOR BID - MECHANICAL	15 OCT 2014
6	DOB SUBMISSION	19 DEC 2014



DOB SUBMISSION

Discrepancies must be reported immediately to the Architect before proceeding. Only figured dimensions are to be used. Contractors must check all dimensions on site. This drawing is protected by copyright.

ALL DIMENSIONS ARE SHOWN IN IMPERIAL.

CONSULTANT: **A K F**
1501 BROADWAY, SUITE 700
NEW YORK, NY 10036
T: 212.354.5556 F: 212.354.5668
*Atlanta / Boston / Mexico City / Minneapolis / New York
Philadelphia / Phoenix / Russia / Stockholm / Toronto*


PROJECT:

217 WEST 57TH STREET
NEW YORK, NY

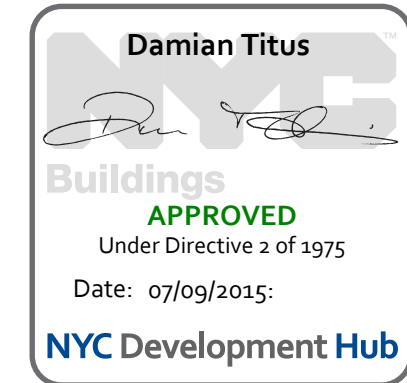
DRAWING TITLE:

MECHANICAL
GROUND FLOOR PLAN - DUCTWORK

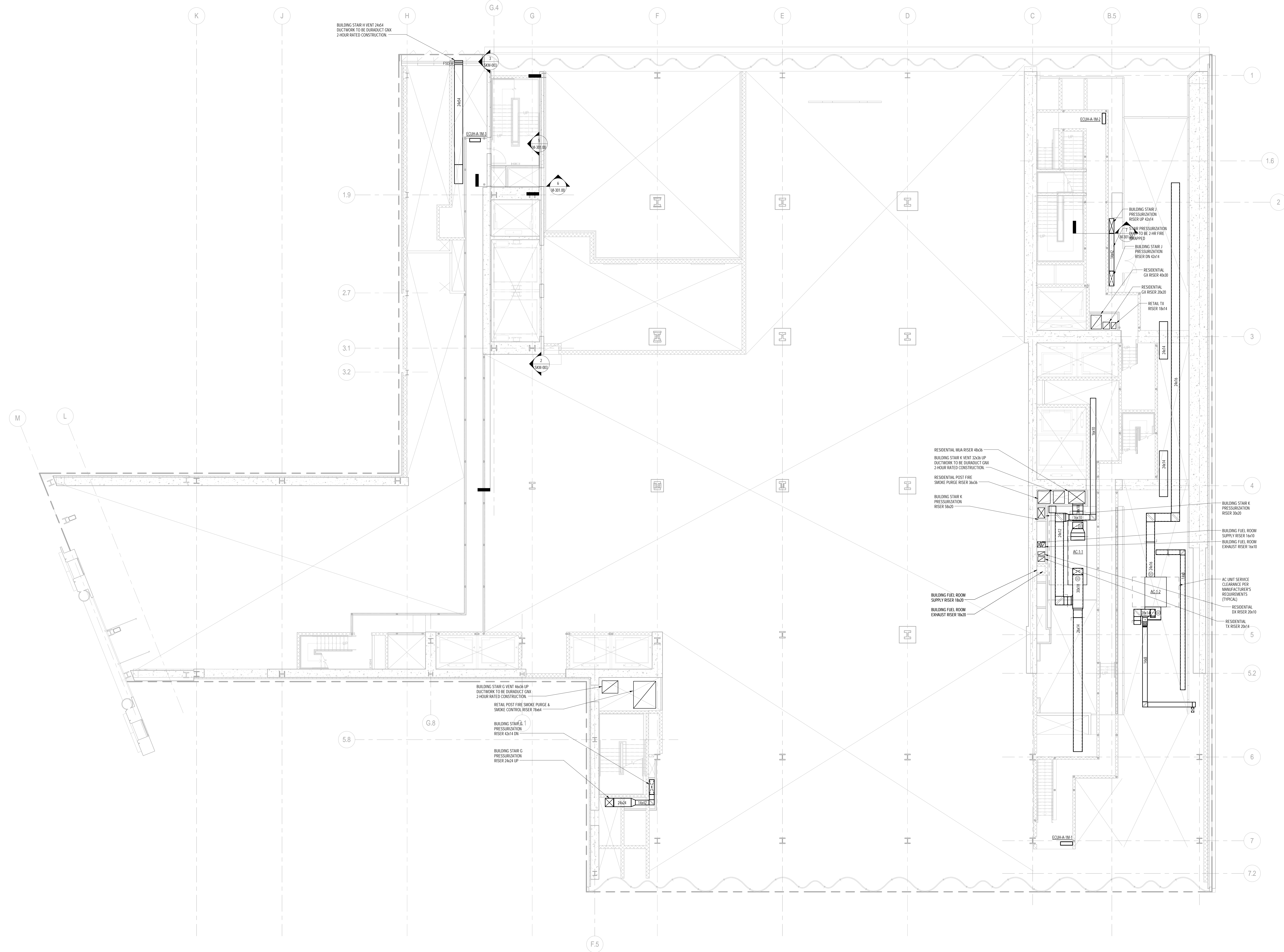
SEAL & SIGNATURE:	DATE:	04/04/14
-------------------	-------	----------



DOB EMPLOYEE STAMP:		DOB B-SCAN:
---------------------	--	-------------



- NOTES:
1. ALL EXPOSED SUPPLY AND RETURN DUCTWORK TO BE ACoustically LINED. REFER TO SPECIFICATIONS FOR LINING TYPE AND THICKNESS.
 2. ALL CONCEALED DUCTWORK TO BE ACoustically UNINSULATED PER MECHANICAL SPECIFICATIONS.
 3. ALL MAKE-UP AIR AND OUTSIDE AIR DUCTWORK TO BE INSULATED PER MECHANICAL SPECIFICATIONS.



1 GROUND FLOOR PLAN INTERMEDIATE
 1/8" = 1'-0"

DEPT OF BLDGS

ES:00000000

Job Number

Sheet Code

KEY PLAN:

PROJECT NORTH

TRUE NORTH

DEVELOPER:

EXTELL DEVELOPMENT COMPANY
 805 THIRD AVENUE, 7TH FLOOR
 New York, NY 10022 USA
 TEL: 212 712 6000 FAX: 212 712 6100

DESIGN ARCHITECT:

Base Building Shell & Core
ADRIAN SMITH + GORDON GILL ARCHITECTURE
 111 WEST MONROE STREET SUITE 2300
 CHICAGO, IL 60603
 TEL: 312 925 1888 FAX: 312 920 1775

INTERIOR DESIGNER:

Residential
Rotter Architecture and Design Studio, PLLC
 238 Fifth Ave, 7th Floor
 New York, NY 10001
 TEL: 646 998 7000 FAX:

ARCHITECT OF RECORD: Base Building Shell, Core, & Residential

AJA ARCHITECTS, P.C.
 401 Wellington St. W., 3rd Floor
 Toronto, ON M5V 1E7 Canada
 TEL: 416 967 1500 FAX: 416 967 1150

STRUCTURAL ENGINEERS:

WSP CANTOR SEINUK
 228 EAST 46th Street
 New York, NY 10017 USA
 TEL: 212 687 9588 FAX: 646 487 5501

MEP ENGINEERS:

AKF GROUP
 One Liberty Plaza, 165 Broadway
 New York, NY 10006 USA
 TEL: 212 354 5656 FAX: 212 354 5668

GEOTECHNICAL ENGINEERS:

Langan Engineering & Environmental Services
 21 Penn Plaza - 360 West 37th Street, 8th Floor
 New York, NY 10001-2727
 TEL: 212 479 5400 FAX: 212 479 5444

CODE CONSULTANTS:

Construction Consulting Associates
 100 Church Street
 New York, NY 10007
 TEL: 212 385 1818 FAX: 212 385 1911

CURTAINWALL CONSULTANT:

AJLP Consulting
 40 Worth Street, Suite 828
 New York, NY 10013
 TEL: 212 757 5659 FAX: 646 219 8508

LANDMARK/PRESERVATION CONSULTANT:

Jan Hird Pokorny Associates, Inc.
 39 West 37th Street, 12A
 New York, NY 10018
 TEL: 212 759 6462 FAX: 212 759 6540

No.	DESCRIPTION	DATE
1	ISSUED FOR SCHEMATIC DESIGN	04 APR 2014
2	ISSUED FOR DESIGN DEVELOPMENT	01 JUL 2014
3	ISSUED FOR DESIGN DEVELOPMENT	31 JUL 2014
4	CD PROGRESS ISSUE 1	15 OCT 2014
5	ISSUED FOR BID - MECHANICAL	15 OCT 2014
6	DOB SUBMISSION	19 DEC 2014

0 4'-0" 8'-0" 16'-0"

DOB SUBMISSION

Discrepancies must be reported immediately to the Architect before proceeding. Only figured dimensions are to be used. Contractors must check all dimensions on site. This drawing is protected by copyright.

ALL DIMENSIONS ARE SHOWN IN IMPERIAL.

CONSULTANT:

AKF
 1501 BROADWAY, SUITE 700
 NEW YORK, NY 10006
 T: 212 354 5656 F: 212 354 5668
 Website: www.akfgroup.com

PROJECT:

217 WEST 57TH STREET
 NEW YORK, NY

DRAWING TITLE:

MECHANICAL
GROUND FLOOR PLAN
INTERMEDIATE - DUCTWORK

SEAL & SIGNATURE:

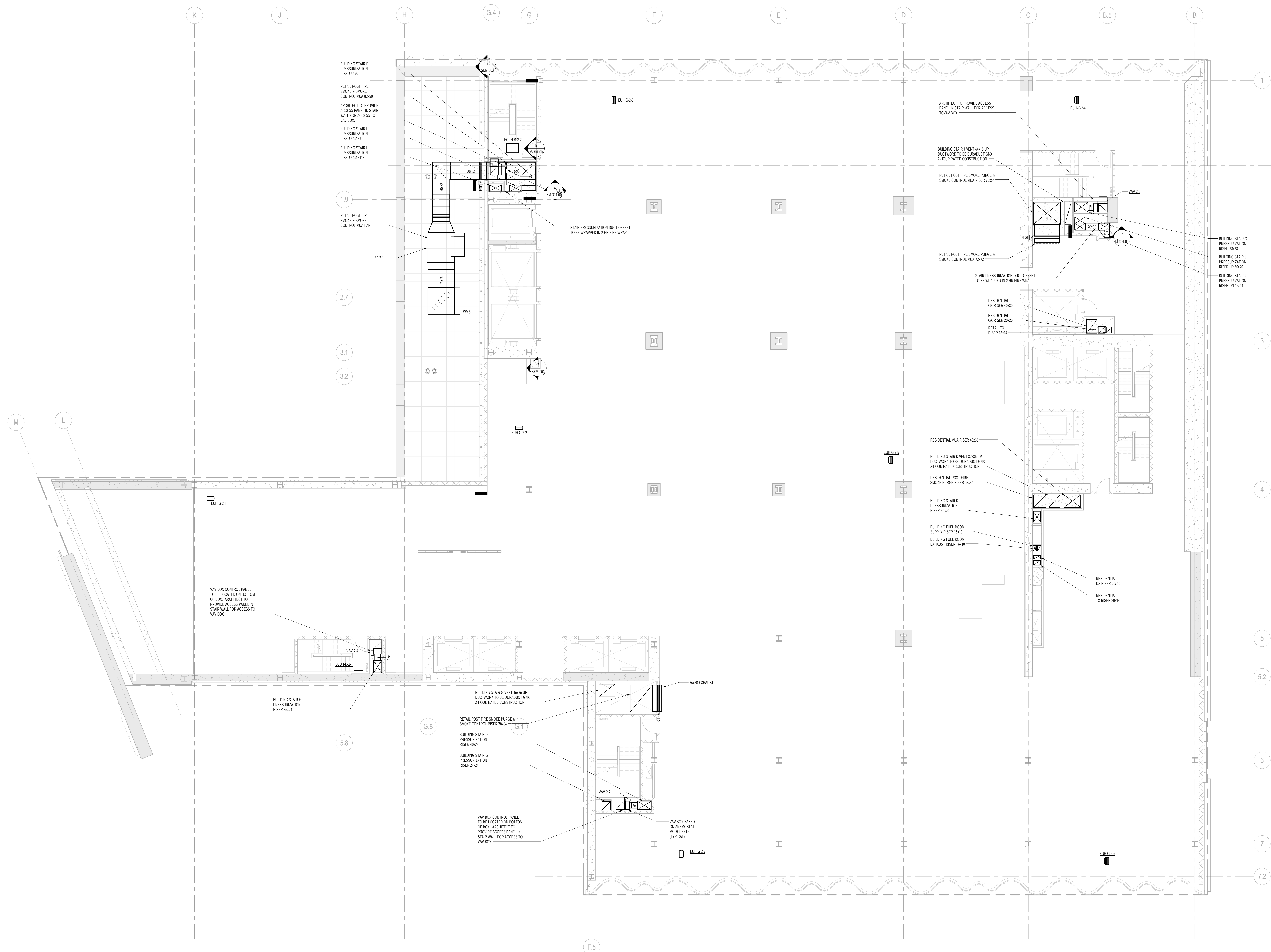
DATE: 04/04/14
 PROJECT No: Y130747-000
 DRAWN: RC/AZ
 CHK: PHS
 SCALE: As indicated
 DWG No: **M-105.00**

DOB PAGE No: 7 of 117

DOB B-SCAN:

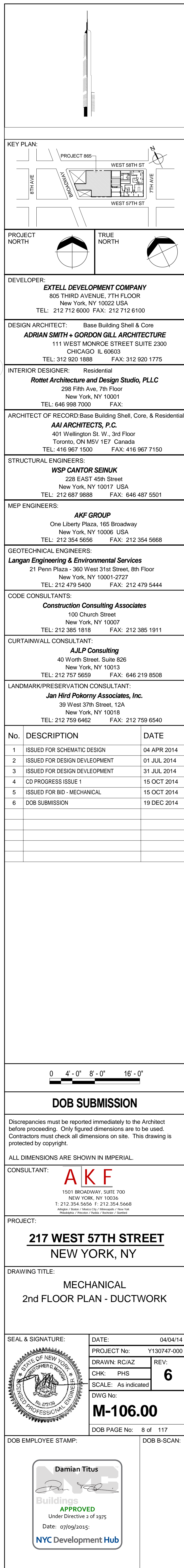
DOB EMPLOYEE STAMP:

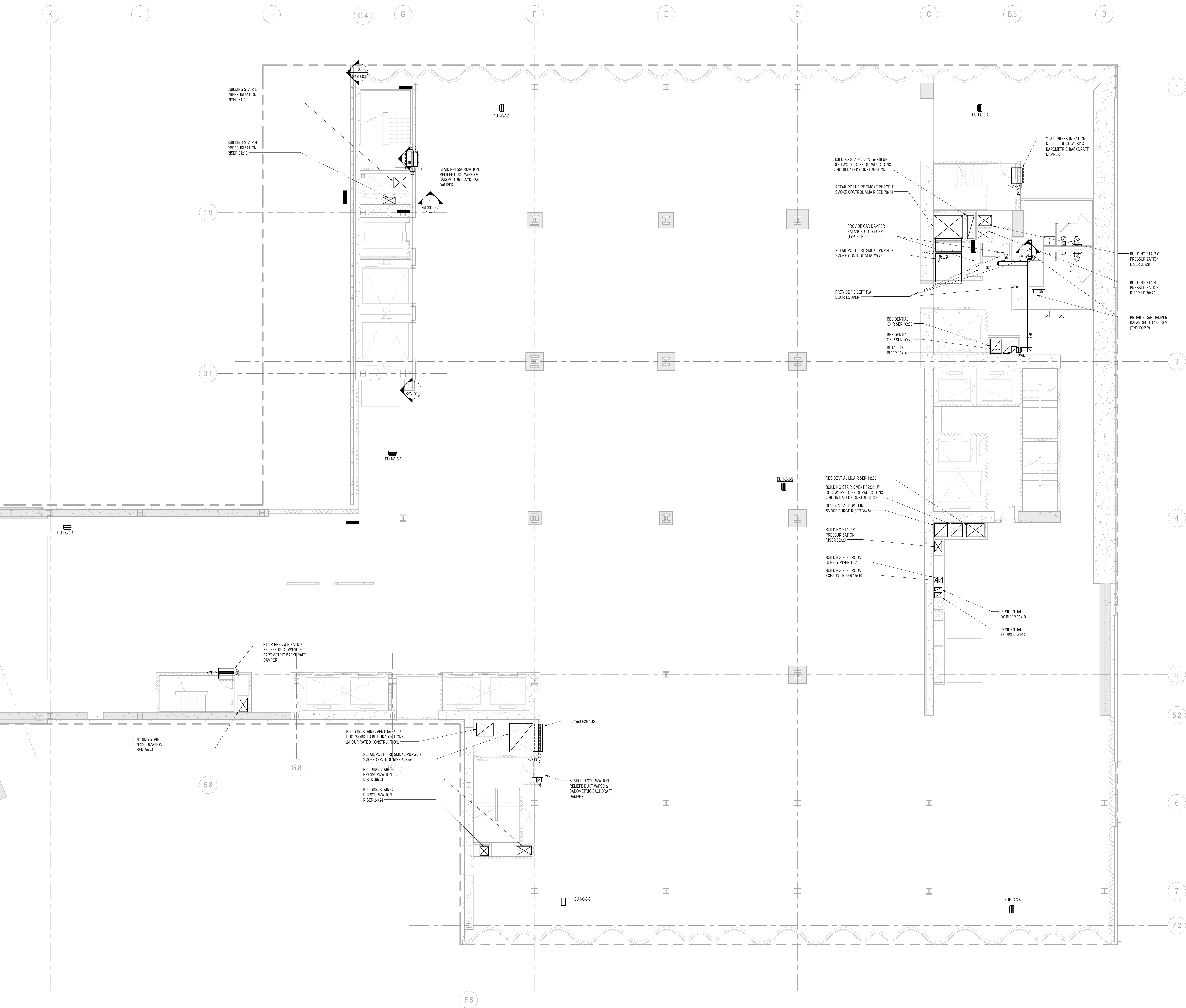
Damian Titus
 Buildings
 APPROVED
 Under Directive 2 of 1975
 Date: 07/09/2015
 NYC Development Hub



NOTES:

1. ALL EXPOSED SUPPLY AND RETURN DUCTWORK TO BE ACOUSTICALLY LINED. REFER TO SPECIFICATIONS FOR LINING TYPE AND THICKNESS.
2. ALL CONCEALED DUCTWORK TO BE ACOUSTICALLY LINED/INSULATED PER MECHANICAL SPECIFICATIONS.
3. ALL MAKE-UP AIR AND OUTSIDE AIR DUCTWORK TO BE INSULATED PER MECHANICAL SPECIFICATIONS.

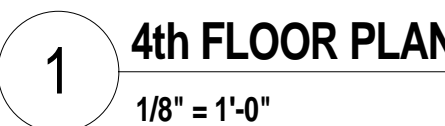




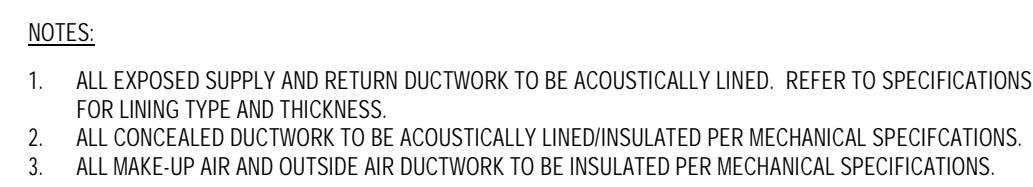
1 3rd FLOOR PLAN
1/8" = 1'-0"

NOTES

1. ALL EXPOSED SUPPLY AND RETURN DUCTWORK TO BE ACoustically LINED. REFER TO SPECIFICATIONS FOR Lining TYPE AND THICKNESS.
2. ALL CONCEALED DUCTWORK TO BE ACoustically LINED/INSULATED PER MECHANICAL SPECIFICATIONS.
3. ALL MAKE-UP AIR AND OUTSIDE AIR DUCTWORK TO BE INSULATED PER MECHANICAL SPECIFICATIONS.

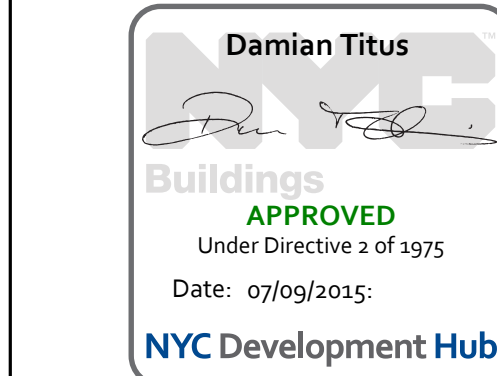


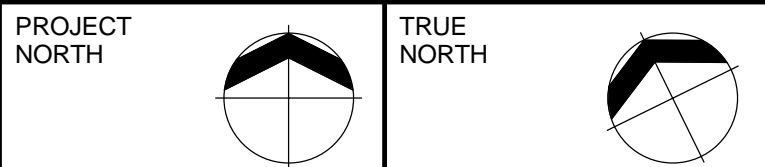
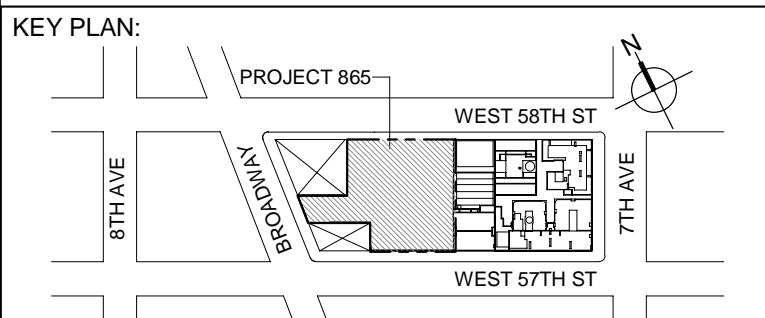
- | | | | |
|--|---------------------------------|-----------------------|--|
| | | | |
| KEY PLAN:
PROJECT 865
WEST 57TH ST
7TH AVE
WEST 58TH ST | | | |
| PROJECT NORTH
 | | TRUE NORTH
 | |
| DEVELOPER:
EXTELL DEVELOPMENT COMPANY
865 THIRD AVENUE, 7TH FLOOR
New York, NY 10022 USA
TEL: 212 712 6900 FAX: 212 712 6100 | | | |
| DESIGN ARCHITECT: Base Building Shell & Core
ADRIAN SMITH + GORDON GILL ARCHITECTURE
111 WEST MONROE STREET SUITE 2300
CHICAGO IL 60603
TEL: 312 320 1588 FAX: 312 320 1775 | | | |
| INTERIOR DESIGNER: Residential
Ronnet Architecture and Design Studio, PLLC
298 Fifth Ave, 7th Floor
New York, NY 10001
TEL: 646 385 7000 FAX: _____ | | | |
| ARCHITECT OF RECORD: Base Building Shell, Core, & Residential
AAI ARCHITECTS, P.C.
401 Wellington St. W., 3rd Floor
Toronto, ON M5V 1E7 Canada
TEL: 416 967 1500 FAX: 416 967 7150 | | | |
| STRUCTURAL ENGINEERS:
WSP CANTOR SEINUK
225 EAST 45th Street
New York, NY 10017 USA
TEL: 212 697 9888 FAX: 646 487 5501 | | | |
| MEP ENGINEERS:
AKF GROUP
One Liberty Plaza, 165 Broadway
New York, NY 10006 USA
TEL: 212 354 5656 FAX: 212 354 5668 | | | |
| GEOTECHNICAL ENGINEERS:
Langan Engineering & Environmental Services
21 Penn Plaza - 360 West 31st Street, 8th Floor
New York, NY 10001-2727
Tel: 212 479 5400 Fax: 212 479 5444 | | | |
| CODE CONSULTANTS:
Construction Consulting Associates
100 Church Street
New York, NY 10007
TEL: 212 385 1916 FAX: 212 385 1911 | | | |
| CURTAINWALL CONSULTANT:
AJLP Consulting
40 North Street, Suite B26
New York, NY 10013
TEL: 212 757 5659 FAX: 646 219 8508 | | | |
| LANDMARK/PRESERVATION CONSULTANT:
Jan Hird Pokorny Associates, Inc.
39 West 57th Street, 12A
New York, NY 10018
TEL: 212 759 6462 FAX: 212 759 6504 | | | |
| No. | DESCRIPTION | DATE | |
| 1 | ISSUED FOR SCHEMATIC DESIGN | 04 APR 2014 | |
| 2 | DESIGNED FOR DESIGN DEVELOPMENT | 01 JUL 2014 | |
| 3 | ISSUED FOR DESIGN DEVELOPMENT | 31 JUL 2014 | |
| 4 | CD PROGRESS ISSUE I | 15 OCT 2014 | |
| 5 | ISSUED FOR BD - MECHANICAL | 15 OCT 2014 | |
| 6 | DOS SUBMISSION | 19 DEC 2014 | |
| | | | |
| <p>0 4'-0" 8'-0" 16'-0"</p> <h2 style="margin: 0;">DOB SUBMISSION</h2> <p>Discrepancies must be reported immediately to the Architect before proceeding. Only figured-in dimensions are to be used. Contractors must check all dimensions on site. This drawing is protected by copyright.</p> <p style="text-align: center;">ALL DIMENSIONS ARE SHOWN IN IMPERIAL.</p> <p>CONSULTANT: AKF</p> <p style="text-align: center;">1501 BROADWAY, SUITE 700
NEW YORK, NY 10036
Tel: 212 354 5656 / 712 354 5668
<small>(Include e-mail address City/State/Country, Zip Code)
(Indicate whether Project is Registered, Pending, or Not)</small></p> <p>PROJECT:
 <u>217 WEST 57TH STREET</u>
 NEW YORK, NY </p> <p>DRAWING TITLE:
 MECHANICAL
 4th FLOOR PLAN - DUCTWORK </p> <div style="display: flex; justify-content: space-between;"> <div style="width: 45%;"> <p>SEAL & SIGNATURE:</p> <div style="border: 1px solid black; border-radius: 50%; width: 100px; height: 100px; position: relative; margin: 0 auto;"> STATE OF NEW YORK REGISTERED PROFESSIONAL SEAL AKF </div> </div> <div style="width: 50%;"> <p>DATE: 04/04/14</p> <p>PROJECT NO: Y130747-000</p> <p>DRAWN: RCIAZ</p> <p>CHK: PHS</p> <p>SCALE: As indicated</p> <p style="font-size: 2em; font-weight: bold;">M-108.00</p> <p>DWG NO: 10 of 117</p> </div> </div> <div style="display: flex; justify-content: space-between; margin-top: 10px;"> <div style="width: 45%;"> <p>DOB EMPLOYEE STAMP:</p> <div style="border: 1px solid gray; padding: 5px; text-align: center; margin: 0 auto; width: 100px;">
 Damian Titus
 Buildings
 APPROVED
 <small>Under Direction of a NY State
NYC Development Hub</small> </div> </div> <div style="width: 50%;"> <p>DOB B-SCAN:</p> </div> </div> | | | |



NOTES:

1. ALL EXPOSED SUPPLY AND RETURN DUCTWORK TO BE ACOUSTICALLY LINED. REFER TO SPECIFICATIONS FOR LINING TYPE AND THICKNESS.
2. ALL CONCEALED DUCTWORK TO BE ACOUSTICALLY LINED/INSULATED PER MECHANICAL SPECIFICATIONS.
3. ALL MAKE-UP AIR AND OUTSIDE AIR DUCTWORK TO BE INSULATED PER MECHANICAL SPECIFICATIONS.





DEVELOPER:
EXTELL DEVELOPMENT COMPANY
 805 THIRD AVENUE, 7TH FLOOR
 NEW YORK, NY 10022 USA
 TEL: 212 712 6000 FAX: 212 712 6100

DESIGN ARCHITECT: Base Building Shell & Core
ADRIAN SMITH + GORDON GILL ARCHITECTURE
 111 WEST MONROE STREET SUITE 2300
 CHICAGO IL 60603
 TEL: 312 925 1888 FAX: 312 920 1775

INTERIOR DESIGNER: Residential
Rottet Architecture and Design Studio, PLLC
 238 Fifth Ave, 7th Floor
 New York, NY 10011
 TEL: 646 998 7000 FAX:

ARCHITECT OF RECORD: Base Building Shell, Core, & Residential
AJA ARCHITECTS, P.C.
 401 West 42nd St., 3rd Floor
 Toronto, ON M5V 1E7 Canada
 TEL: 416 967 1500 FAX: 416 967 7150

STRUCTURAL ENGINEERS:
WSP CANTOR SEINUK
 228 East 46th Street
 New York, NY 10017 USA
 TEL: 212 687 9888 FAX: 646 487 5501

MEP ENGINEERS:
AKF GROUP
 One Liberty Plaza, 165 Broadway
 New York, NY 10006 USA
 TEL: 212 354 5656 FAX: 212 354 5668

GEOTECHNICAL ENGINEERS:
Langan Engineering & Environmental Services
 21 Penn Plaza - 360 West 37th Street, 8th Floor
 New York, NY 10018-2727
 TEL: 212 479 5400 FAX: 212 479 5444

CODE CONSULTANTS:
Construction Consulting Associates
 100 Church Street
 New York, NY 10007
 TEL: 212 385 1818 FAX: 212 385 1911

CURTAINWALL CONSULTANT:
AJLP Consulting
 40 Worth Street, Suite 828
 New York, NY 10013
 TEL: 212 757 8659 FAX: 646 219 8508

LANDMARK/PRESERVATION CONSULTANT:
Jan Hird Pokorny Associates, Inc.
 39 West 37th Street, 12A
 New York, NY 10018
 TEL: 212 759 6462 FAX: 212 759 6540

No.	DESCRIPTION	DATE
1	ISSUED FOR SCHEMATIC DESIGN	04 APR 2014
2	ISSUED FOR DESIGN DEVELOPMENT	01 JUL 2014
3	ISSUED FOR DESIGN DEVELOPMENT	31 JUL 2014
4	CD PROGRESS ISSUE 1	15 OCT 2014
5	ISSUED FOR BID - MECHANICAL	15 OCT 2014
6	DOB SUBMISSION	19 DEC 2014

0' 4'-0" 8'-0" 16'-0"

DOB SUBMISSION

Discrepancies must be reported immediately to the Architect before proceeding. Only figured dimensions are to be used. Contractors must check all dimensions on site. This drawing is protected by copyright.

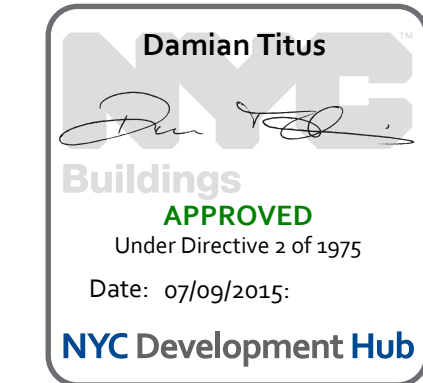
ALL DIMENSIONS ARE SHOWN IN IMPERIAL.

CONSULTANT:
AKF
 1501 BROADWAY, SUITE 700
 NEW YORK, NY 10020
 T: 212 354 5656 F: 212 354 5668
 www.akfgroup.com

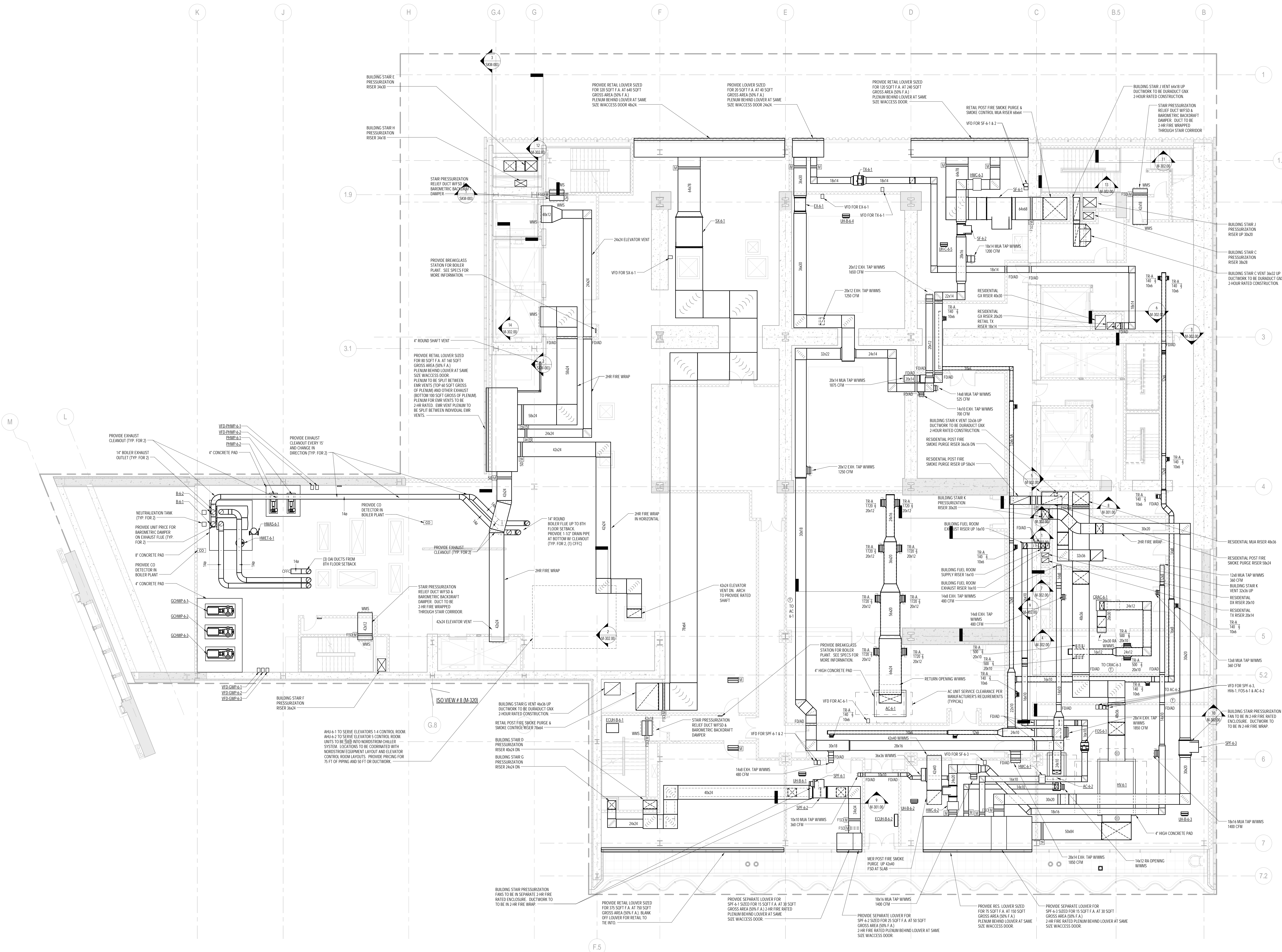
PROJECT:
217 WEST 57TH STREET
 NEW YORK, NY

DRAWING TITLE:
 MECHANICAL
 6th (MEP) FLOOR PLAN - DUCTWORK

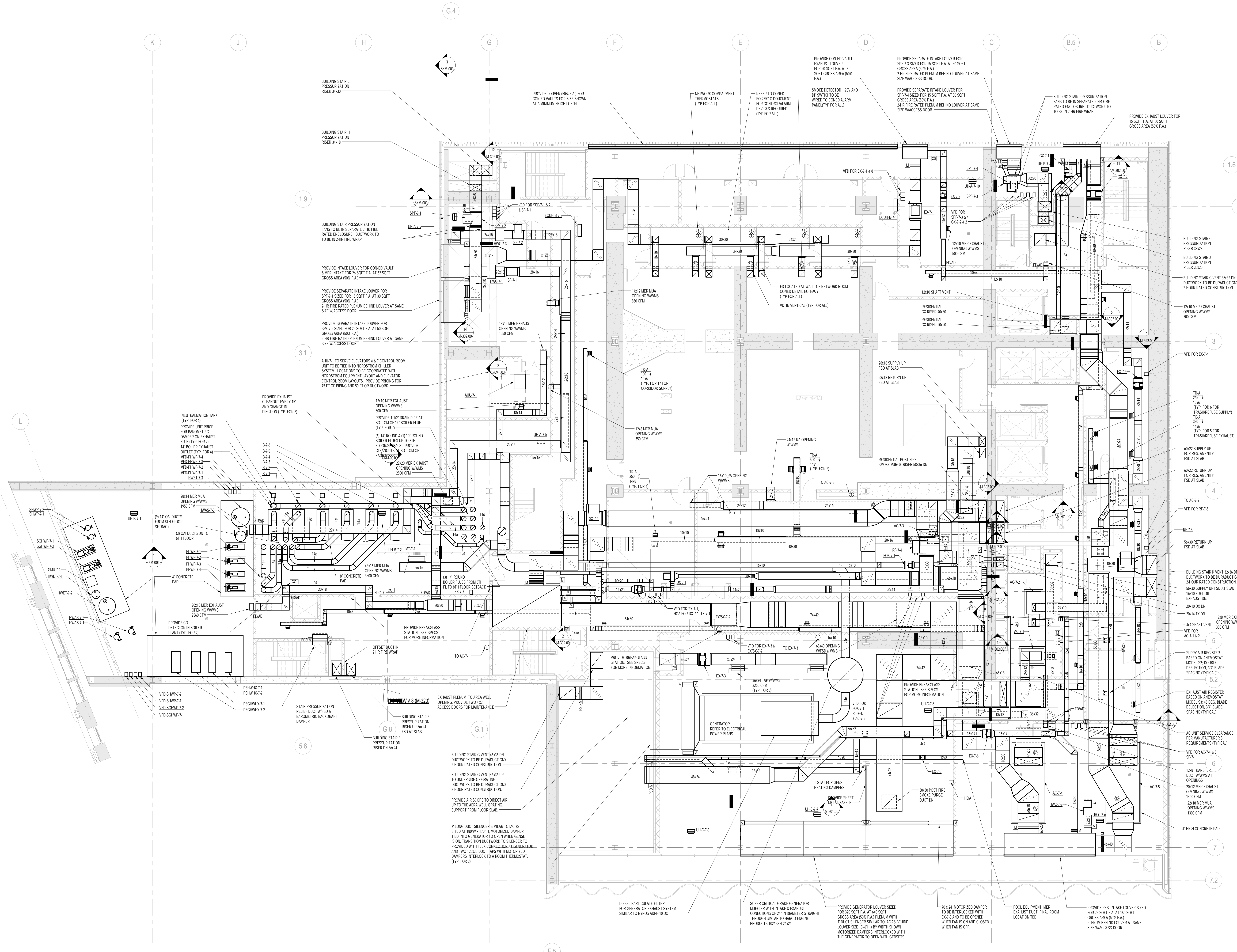
SEAL & SIGNATURE:	DATE:	04/04/14
	PROJECT No:	Y130747-000
	DRAWN: RCIAZ	REV:
	CHK: PHS	6
	SCALE: As Indicated	
DWG No:	M-110.00	
DOB EMPLOYEE STAMP:	DOB PAGE No:	12 of 117
	DOB B-SCAN:	



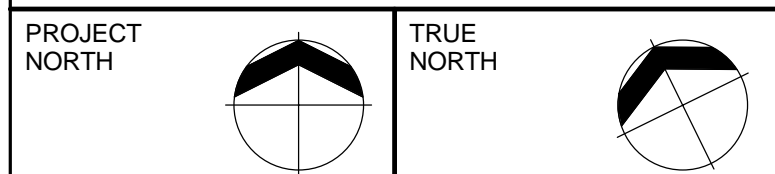
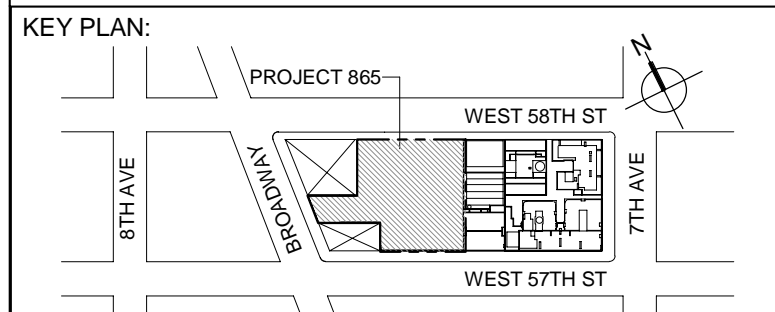
- NOTES:**
- ALL EXPOSED SUPPLY AND RETURN DUCTWORK TO BE ACoustically LINED. REFER TO SPECIFICATIONS FOR LINING TYPE AND THICKNESS.
 - ALL CONCEALED DUCTWORK TO BE ACoustically LINED/INSULATED PER MECHANICAL SPECIFICATIONS.
 - ALL MAKE-UP AIR AND OUTSIDE AIR DUCTWORK TO BE INSULATED PER MECHANICAL SPECIFICATIONS.



6th FLOOR PLAN
 1/8" = 1'-0"



1 7th FLOOR PLAN
1/8" = 1'-0"



DEVELOPER:
EXTELL DEVELOPMENT COMPANY
805 THIRD AVENUE, 7TH FLOOR
NEW YORK, NY 10022 USA
TEL: 212 712 6000 FAX: 212 712 6100

DESIGN ARCHITECT:
Base Building Shell & Core
ADRIAN SMITH + GORDON GILL ARCHITECTURE
111 WEST MONROE STREET SUITE 2300
CHICAGO, IL 60603
TEL: 312 925 1888 FAX: 312 920 1775

INTERIOR DESIGNER:
Residential
Rottef Architecture and Design Studio, PLLC
288 Fifth Ave., 7th Floor
New York, NY 10001
TEL: 646 998 7000 FAX:

ARCHITECT OF RECORD: Base Building Shell, Core, & Residential
AJA ARCHITECTS, P.C.
401 West 37th St., 3rd Floor
Toronto, ON M5V 1E7 Canada
TEL: 416 967 1500 FAX: 416 967 7150

STRUCTURAL ENGINEER:
WSP CANTOR SEINUK
228 EAST 46th Street
New York, NY 10017 USA
TEL: 212 687 8888 FAX: 646 487 5501

MEP ENGINEERS:
AKF GROUP
One Liberty Plaza, 165 Broadway
New York, NY 10006 USA
TEL: 212 354 5656 FAX: 212 354 5668

GEOTECHNICAL ENGINEERS:
Langan Engineering & Environmental Services
21 Penn Plaza - 360 West 37th Street, 8th Floor
New York, NY 10001-2727
TEL: 212 479 5400 FAX: 212 479 5444

CODE CONSULTANTS:
Conservation Consulting Associates
100 Church Street
New York, NY 10007
TEL: 212 385 1818 FAX: 212 385 1911

CURTAINWALL CONSULTANT:
AJLP Consulting
40 Worth Street, Suite 828
New York, NY 10013
TEL: 212 757 8659 FAX: 646 219 8508

LANDMARK/PRESERVATION CONSULTANT:
Jan Hird Pokorny Associates, Inc.
39 West 37th Street, 12A
New York, NY 10018
TEL: 212 759 6462 FAX: 212 759 6540

No.	DESCRIPTION	DATE
1	ISSUED FOR SCHEMATIC DESIGN	04 APR 2014
2	ISSUED FOR DESIGN DEVELOPMENT	01 JUL 2014
3	ISSUED FOR DESIGN DEVELOPMENT	31 JUL 2014
4	CD PROGRESS ISSUE 1	15 OCT 2014
5	ISSUED FOR BID - MECHANICAL	15 OCT 2014
6	DOB SUBMISSION	19 DEC 2014

0 4'-0" 8'-0" 16'-0"

DOB SUBMISSION

Discrepancies must be reported immediately to the Architect before proceeding. Only figured dimensions are to be used. Contractors must check all dimensions on site. This drawing is protected by copyright.

ALL DIMENSIONS ARE SHOWN IN IMPERIAL.

CONSULTANT:
AKF
1501 BROADWAY, SUITE 700
NEW YORK, NY 10020
T: 212 354 5656 F: 212 354 5668
www.akfgroup.com

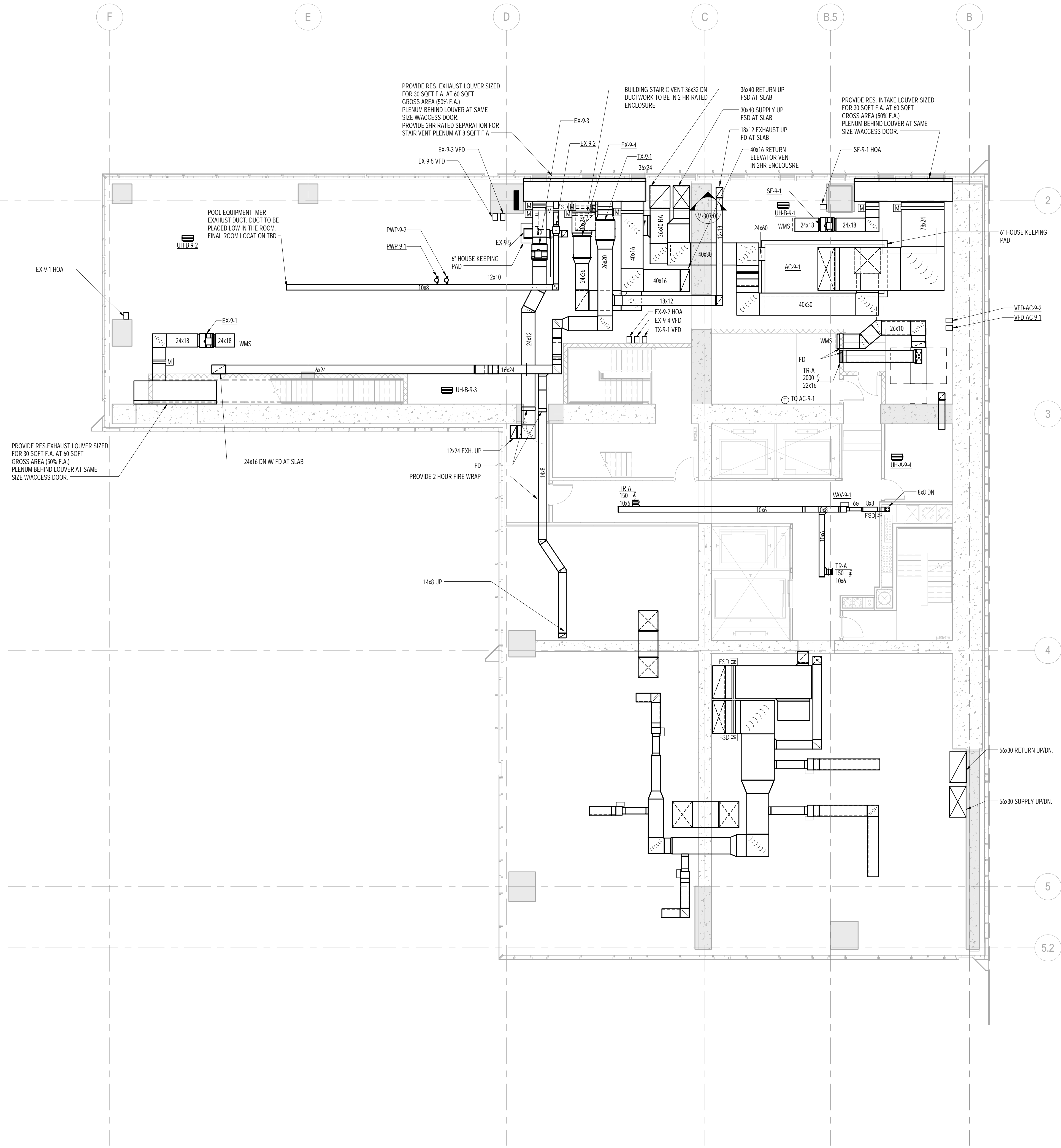
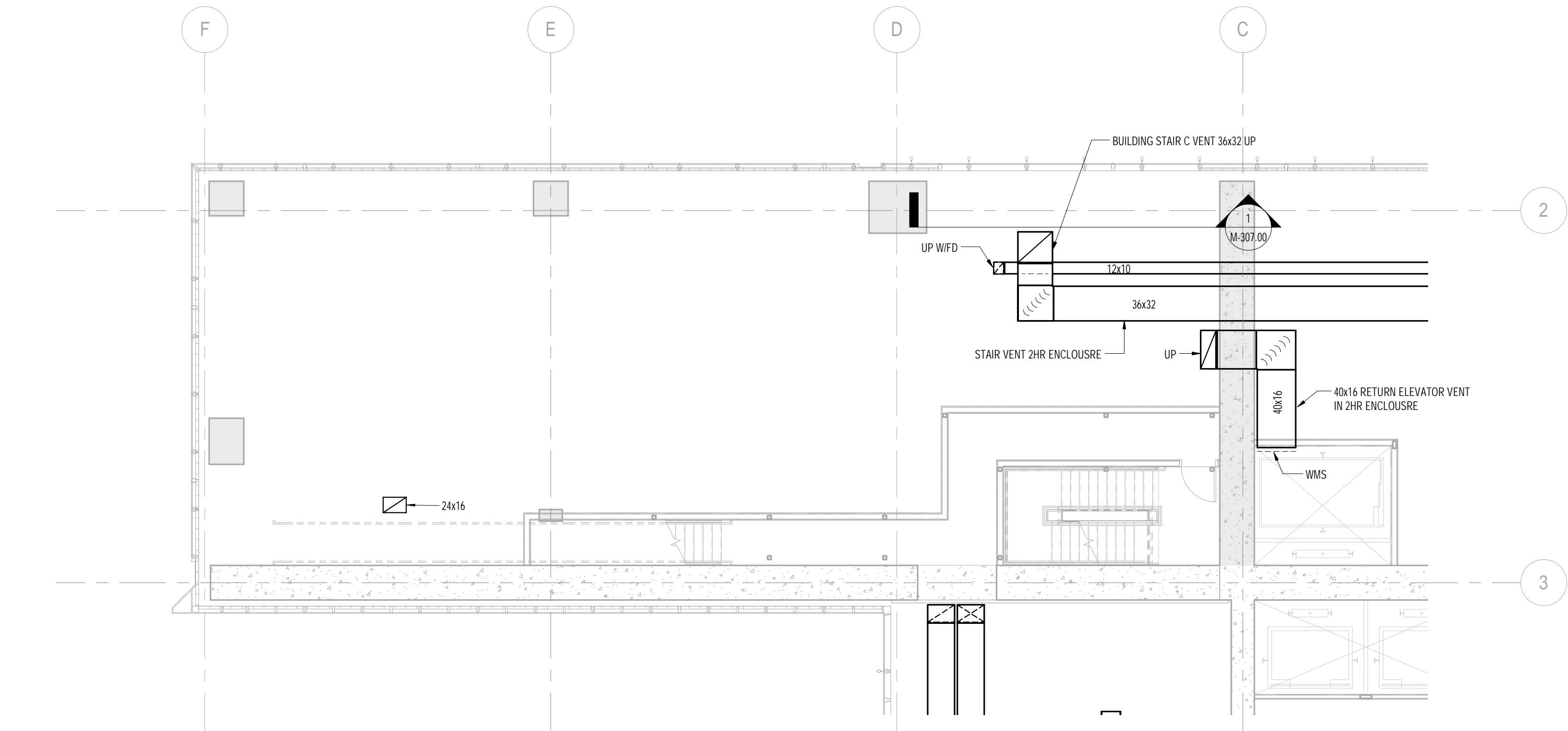
PROJECT:
217 WEST 57TH STREET
NEW YORK, NY

DRAWING TITLE:
MECHANICAL
7th (MEP) FLOOR PLAN - DUCTWORK

SEAL & SIGNATURE:	DATE:	04/04/14
	PROJECT No:	Y130747-000
	DRAWN: RCI/AZ	REV:
	CHK: PHS	6
	SCALE: As indicated	
DWG No:	M-111.00	
DOB PAGE No:	13 of 117	
DOB EMPLOYEE STAMP:	DOB B-SCAN:	

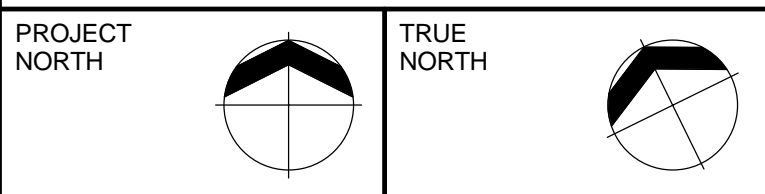
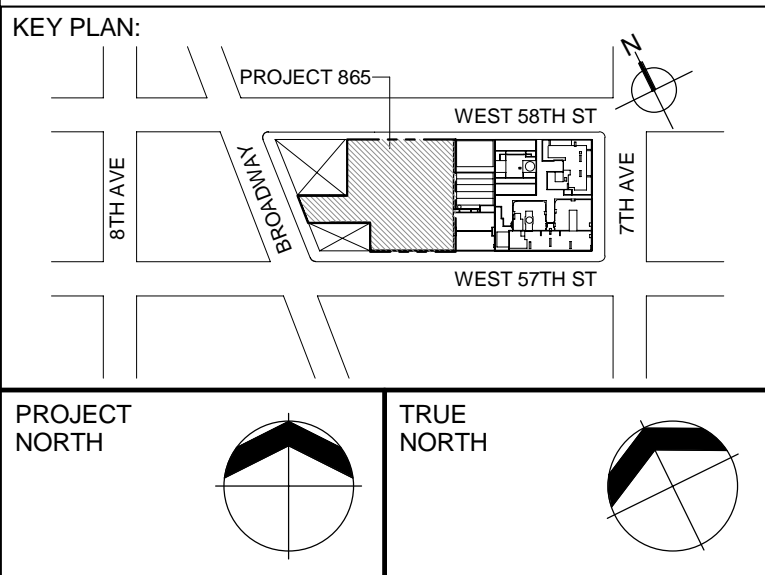
Damian Titus
Building
APPROVED
Under Directive 2 of 1975
Date: 07/09/2015
NYC Development Hub

- NOTES:
- ALL EXPOSED SUPPLY AND RETURN DUCTWORK TO BE ACoustically LINED. REFER TO SPECIFICATIONS FOR LINING TYPE AND THICKNESS.
 - ALL CONCEALED DUCTWORK TO BE ACoustically LINED/INSULATED PER MECHANICAL SPECIFICATIONS.
 - ALL MAKE-UP AIR AND OUTSIDE AIR DUCTWORK TO BE INSULATED PER MECHANICAL SPECIFICATIONS.



1 9th FLOOR PLAN
1/8" = 1'-0"

- NOTES:
1. ALL EXPOSED SUPPLY AND RETURN DUCTWORK TO BE ACOUSTICALLY LINED. REFER TO SPECIFICATIONS FOR Lining TYPE AND THICKNESS.
 2. ALL CONCEALED DUCTWORK TO BE ACOUSTICALLY LINED/INSULATED PER MECHANICAL SPECIFICATIONS.
 3. ALL MAKE-UP AIR AND OUTSIDE AIR DUCTWORK TO BE INSULATED PER MECHANICAL SPECIFICATIONS.



DEVELOPER:
EXTELL DEVELOPMENT COMPANY
805 THIRD AVENUE, 7TH FLOOR
NEW YORK, NY 10022 USA
TEL: 212 712 6000 FAX: 212 712 6100

DESIGN ARCHITECT: Base Building Shell & Core
ADRIAN SMITH + GORDON GILL ARCHITECTURE
111 WEST MONROE STREET SUITE 2300
CHICAGO, IL 60603
TEL: 312 925 1888 FAX: 312 920 1775

INTERIOR DESIGNER: Residential
Rottet Architecture and Design Studio, PLLC
238 Fifth Ave, 7th Floor
New York, NY 10001
TEL: 646 998 7000 FAX:

ARCHITECT OF RECORD: Base Building Shell, Core, & Residential
AJA ARCHITECTS, P.C.
401 Wellington St., W. 3rd Floor
Toronto, ON M5V 1E7 Canada
TEL: 416 967 1500 FAX: 416 967 7150

STRUCTURAL ENGINEERS:
WSP CANTOR SEINUK
228 EAST 46th Street
New York, NY 10017 USA
TEL: 212 697 9888 FAX: 646 487 5501

MEP ENGINEERS:
AKF GROUP
One Liberty Plaza, 165 Broadway
New York, NY 10006 USA
TEL: 212 354 5656 FAX: 212 354 5668

GEOTECHNICAL ENGINEERS:
Langan Engineering & Environmental Services
21 Penn Plaza - 360 West 37th Street, 8th Floor
New York, NY 10001-2727
TEL: 212 479 5400 FAX: 212 479 5444

CODE CONSULTANTS:
Construction Consulting Associates
100 Church Street
New York, NY 10007
TEL: 212 385 1818 FAX: 212 385 1911

CURTAINWALL CONSULTANT:
AJLP Consulting
40 Worth Street, Suite 828
New York, NY 10013
TEL: 212 757 5659 FAX: 646 219 8508

LANDMARK/PRESERVATION CONSULTANT:
Jan Hird Pokorny Associates, Inc.
39 West 37th Street, 12A
New York, NY 10018
TEL: 212 759 6462 FAX: 212 759 6540

No.	DESCRIPTION	DATE
1	ISSUED FOR SCHEMATIC DESIGN	04 APR 2014
2	ISSUED FOR DESIGN DEVELOPMENT	01 JUL 2014
3	ISSUED FOR DESIGN DEVELOPMENT	31 JUL 2014
4	CD PROGRESS ISSUE 1	15 OCT 2014
5	ISSUED FOR BID - MECHANICAL	15 OCT 2014
6	DOB SUBMISSION	19 DEC 2014

0 4' - 0" 8' - 0" 16' - 0"

DOB SUBMISSION

Discrepancies must be reported immediately to the Architect before proceeding. Only figured dimensions are to be used. Contractors must check all dimensions on site. This drawing is protected by copyright.

ALL DIMENSIONS ARE SHOWN IN IMPERIAL.

CONSULTANT:
AKF
1501 BROADWAY, SUITE 700
NEW YORK, NY 10020
T: 212 354 5656 F: 212 354 5668
WWW.AKF-ENGINEERS.COM

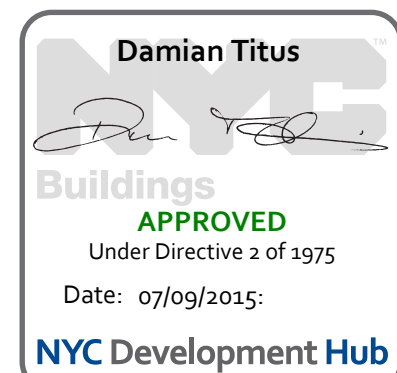
PROJECT:
217 WEST 57TH STREET
NEW YORK, NY

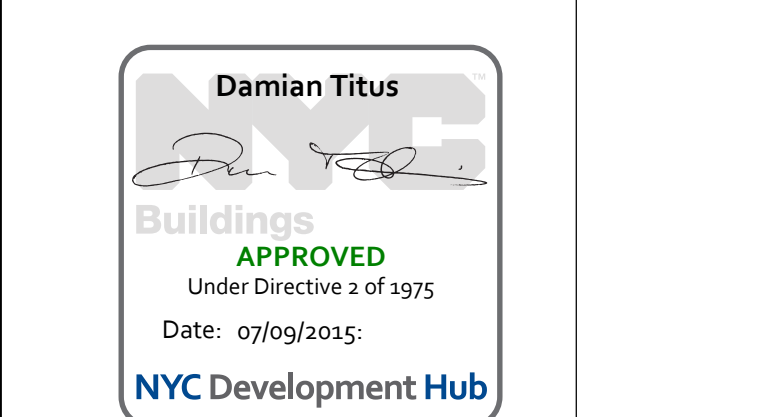
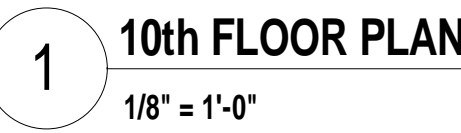
DRAWING TITLE:
MECHANICAL
8th MEZZANINE and 9th FLOOR
PLANS - DUCTWORK

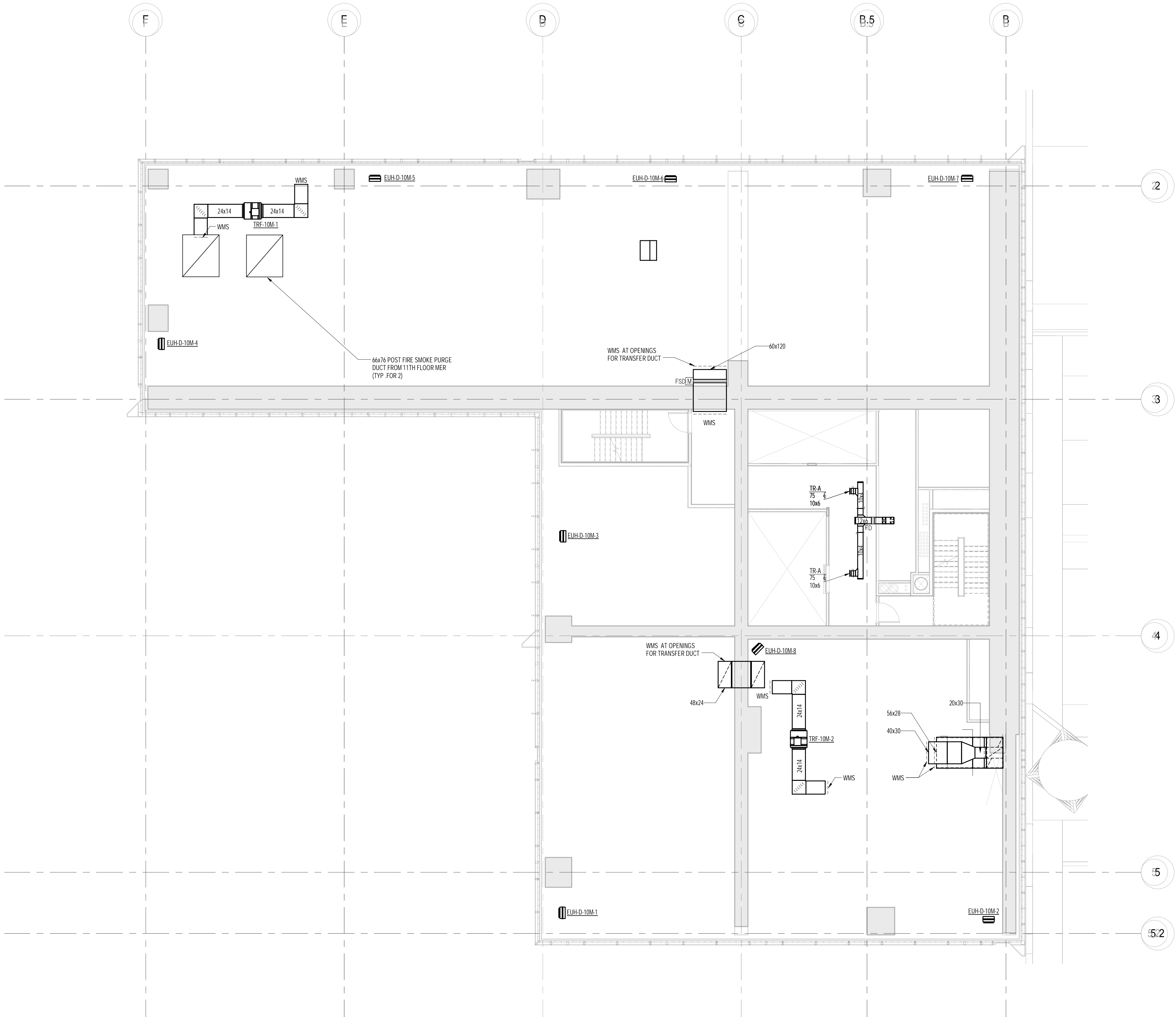
SEAL & SIGNATURE:	DATE: 04/04/14
	PROJECT No: Y130747-000
	DRAWN: RCI/AZ
	CHK: PHS
	SCALE: As indicated
DWG No:	REV: 6
	M-114.00

DOB PAGE No: 15 of 117

DOB EMPLOYEE STAMP: DOB B-SCAN:







1 10th FLOOR INTERMEDIATE 1
1/8" = 1'-0"

DEPT OF BLDGS

ES47102811

Job Number

Sheet Code

KEY PLAN

PROJECT M55 -

WEST 10TH ST

WEST 9TH ST

WEST 8TH ST

WEST 7TH ST

7TH AVE

8TH AVE

PROJECT NORTH

TRUE NORTH

DEVELOPER:

EXTELL DEVELOPMENT COMPANY

805 THIRD AVENUE, 7TH FLOOR

NEW YORK, NY 10022 USA

TEL: 212 712 6000 FAX: 212 712 6100

DESIGN ARCHITECT:

Base Building Shell & Core

ADRIAN SMITH + GORDON GILL ARCHITECTURE

111 WEST MONROE STREET SUITE 2300

CHICAGO, IL 60663

TEL: 312 925 1888 FAX: 312 920 1775

INTERIOR DESIGNER:

Residential

Rottet Architecture and Design Studio, PLLC

238 Fifth Ave, 7th Floor

New York, NY 10001

TEL: 646 998 7000 FAX:

ARCHITECT OF RECORD:

Base Building Shell, Core, & Residential

AJA ARCHITECTS, P.C.

401 Wellington St. W., 3rd Floor

Toronto, ON M5V 1E7 Canada

TEL: 416 967 1500 FAX: 416 967 7150

STRUCTURAL ENGINEERS:

WSP CANTOR SEINUK

228 EAST 45th Street

New York, NY 10017 USA

TEL: 212 657 9588 FAX: 646 487 5501

MEP ENGINEERS:

AKF GROUP

One Liberty Plaza, 165 Broadway

New York, NY 10006 USA

TEL: 212 354 5656 FAX: 212 354 5668

GEOTECHNICAL ENGINEERS:

Langan Engineering & Environmental Services

21 Penn Plaza - 360 West 37th Street, 8th Floor

New York, NY 10001-2727

TEL: 212 479 5400 FAX: 212 479 5444

CODE CONSULTANTS:

Construction Consulting Associates

100 Church Street

New York, NY 10007

TEL: 212 385 1810 FAX: 212 385 1911

CURTAINWALL CONSULTANT:

AJLP Consulting

40 Worth Street, Suite 826

New York, NY 10013

TEL: 212 757 5559 FAX: 646 219 8508

LANDMARK/PRESERVATION CONSULTANT:

Jan Hind Pokorny Associates, Inc.

39 West 37th Street, 12A

New York, NY 10018

TEL: 212 759 6462 FAX: 212 759 6540

No.	DESCRIPTION	DATE
1	ISSUED FOR SCHEMATIC DESIGN	04 APR 2014
2	ISSUED FOR DESIGN DEVELOPMENT	01 JUL 2014
3	ISSUED FOR DESIGN DEVELOPMENT	31 JUL 2014
4	CD PROGRESS ISSUE 1	15 OCT 2014
5	ISSUED FOR BID - MECHANICAL	15 OCT 2014
6	DOB SUBMISSION	19 DEC 2014

0 4'-0" 8'-0" 16'-0"

DOB SUBMISSION

Discrepancies must be reported immediately to the Architect before proceeding. Only figured dimensions are to be used. Contractors must check all dimensions on site. This drawing is protected by copyright.

ALL DIMENSIONS ARE SHOWN IN IMPERIAL.

CONSULTANT:

AKF

1501 BROADWAY, SUITE 700

NEW YORK, NY 10036

T: 212 354 5656 F: 212 354 5668

WWW.AKF.COM

PROJECT:

217 WEST 57TH STREET

NEW YORK, NY

DRAWING TITLE:

MECHANICAL

10th FLOOR MEZZANINE PLAN - DUCTWORK

SEAL & SIGNATURE:

DATE:

04/04/14

PROJECT No:

Y130747-000

DRAWN: RCIAZ

REV:

6

CHK: PHS

SCALE: 1/8" = 1'-0"

DWG No:

M-116.00

DOB PAGE No: 17 of 117

DOB EMPLOYEE STAMP:

DOB S-SCAN:

Damian Titus

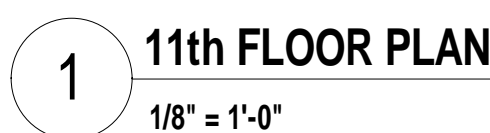
Buildings

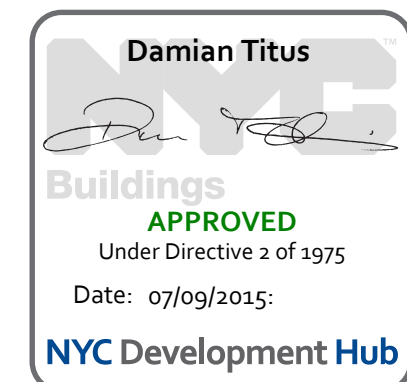
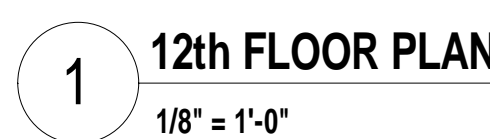
APPROVED

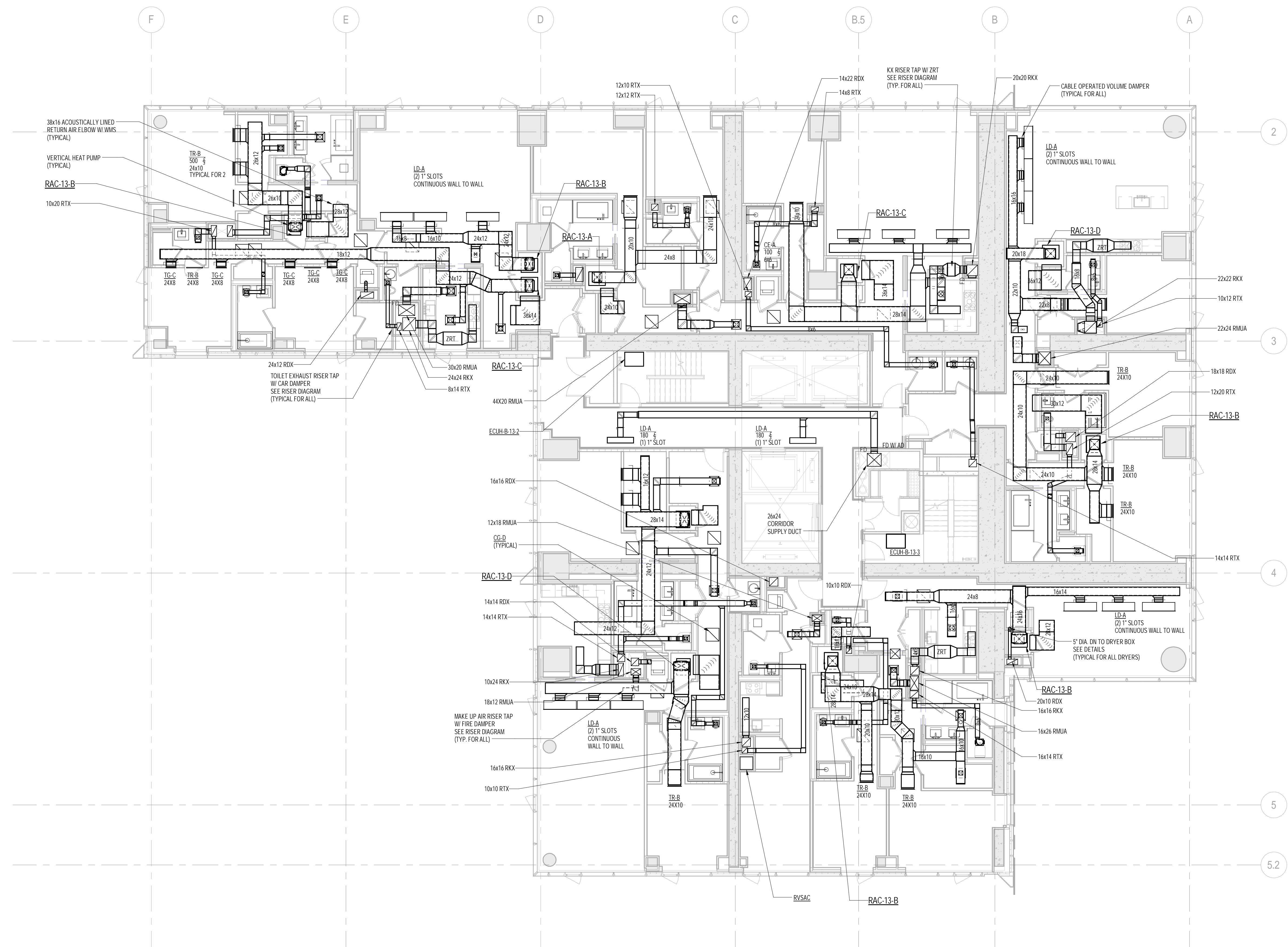
Under Directive 2 of 1975

Date: 07/09/2015





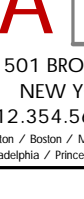


NYC Development Hub

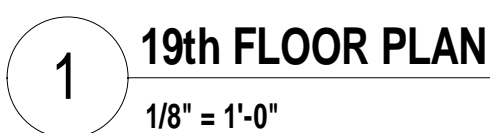


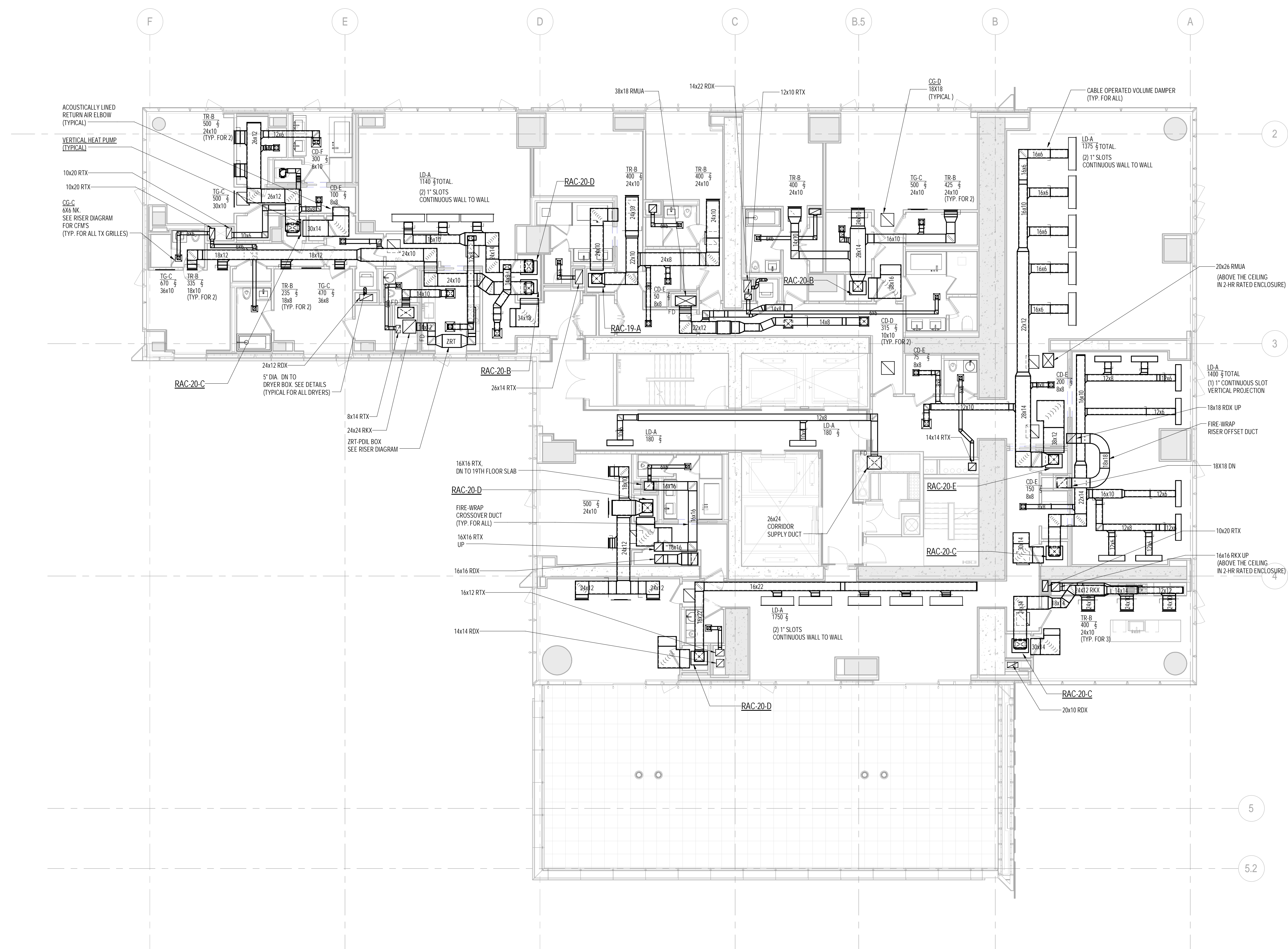




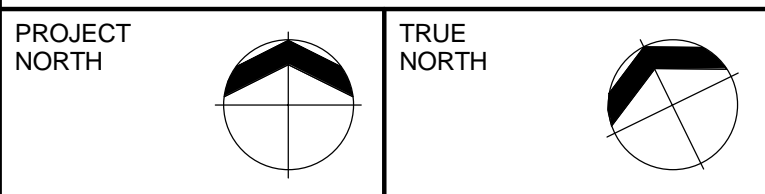
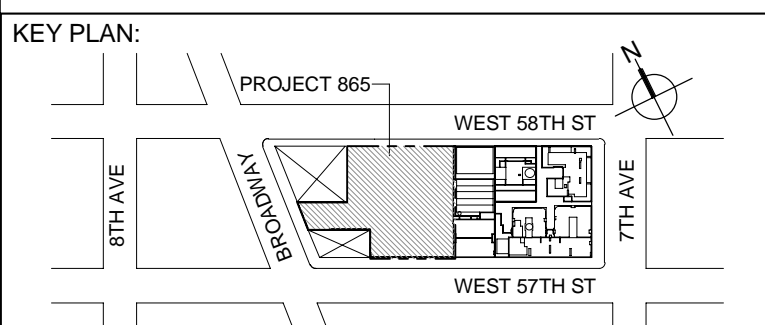
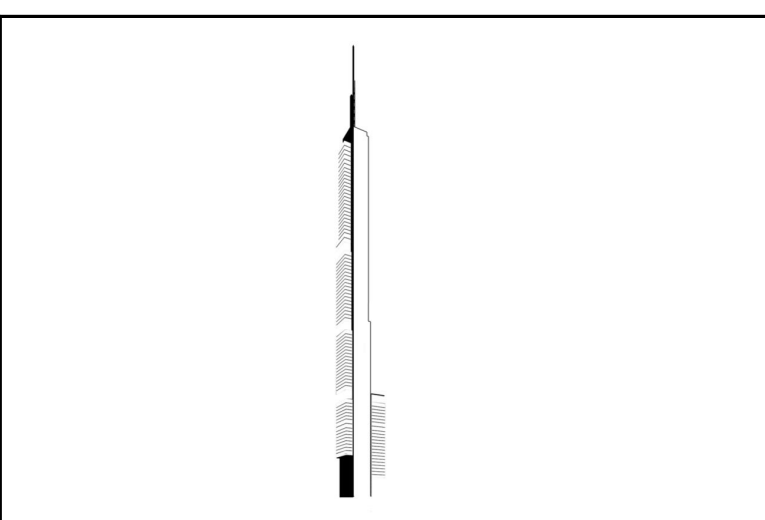
1 TYPICAL 13th-18th FLOOR PLANS
1/8" = 1'-0"

			
KEY PLAN:			
			
PROJECT NORTH 		TRUE NORTH 	
DEVELOPER: EXTELL DEVELOPMENT COMPANY 805 THIRD AVENUE, 7TH FLOOR New York, NY 10022 USA TEL: 212 712 6000 FAX: 212 712 6100			
DESIGN ARCHITECT: Base Building Shell & Core ADRIAN SMITH + GORDON GILL ARCHITECTURE 111 WEST MONROE STREET SUITE 2300 CHICAGO IL 60603 TEL: 312 820 1888 FAX: 312 920 1775			
INTERIOR DESIGNER: Residential Roret Architecture and Design Studio, PLLC 238 Fifth Ave. 7th Floor New York, NY 10001 TEL: 646 998 7000 FAX: _____			
ARCHITECT OF RECORD: Base Building Shell, Core, & Residential AJK ARCHITECTS, P.C. 401 Wellington St., W. 3rd Floor Toronto, ON M5V 1E7 Canada TEL: 416 967 1500 FAX: 416 967 7150			
STRUCTURAL ENGINEERS: WSP CANTOR SEINUK 228 EAST 45th Street New York, NY 10017 USA TEL: 212 697 9888 FAX: 646 487 5501			
MEP ENGINEERS: AKF GROUP One Liberty Plaza, 165 Broadway New York, NY 10006 USA TEL: 212 354 6666 FAX: 212 354 5668			
GEOTECHNICAL ENGINEERS: Langan Engineering & Environmental Services 21 Penn Plaza - 360 West 31st Street, 8th Floor New York, NY 10001-2727 TEL: 212 479 5400 FAX: 212 479 5444			
CODE CONSULTANTS: Construction Consulting Associates 100 Church Street New York, NY 10007 TEL: 212 385 1818 FAX: 212 385 1911			
CURTAINWALL CONSULTANT: AJLP Consulting 40 Worth Street, Suite B26 New York, NY 10013 TEL: 212 757 5659 FAX: 646 219 8508			
LANDMARK/PRESERVATION CONSULTANT: Jan Hird Pokorny Associates, Inc. 39 West 37th Street, 12A New York, NY 10018 TEL: 212 759 6462 FAX: 212 759 6540			
No.	DESCRIPTION	DATE	
1	ISSUED FOR SCHEMATIC DESIGN	04/04/14	
2	ISSUED FOR DESIGN DEVELOPMENT	01 JULY 2014	
3	ISSUED FOR DESIGN DEVELOPMENT	31 JULY 2014	
4	CD PROGRESS ISSUE 1	15 OCTOBER 2014	
5	ISSUED FOR BID - MECHANICAL	15 OCTOBER 2014	
6	DOB SUBMISSION	19 DEC 2014	
<u>0 4' - 0" 8' - 0" 16' - 0"</u> DOB SUBMISSION			
Discrepancies may be reported immediately to the Architect before proceeding. Only figured dimensions are to be used. Contractors must check all dimensions on site. This drawing is protected by copyright.			
ALL DIMENSIONS ARE SHOWN IN IMPERIAL.			
CONSULTANT: <div style="text-align: center;">  1501 BROOKWAY, SUITE 700 NEW YORK, NY 10036 T: 212 254 5659 • F: 212 254 5668 <small>AKF is an Equal Opportunity Employer. Minorities and Women are Encouraged to Apply.</small> </div>			
PROJECT: <u>217 WEST 57TH STREET</u> <u>NEW YORK, NY</u>			
DRAWING TITLE: <u>MECHANICAL</u> <u>13th Floor PLAN - DUCTWORK</u> <u>(TYPICAL 13th-18th FLOORS)</u>			
SEAL & SIGNATURE: 		DATE: 04/04/14 PROJECT NO: Y130747-000 DRAWN: RHAZ CHK: PHCS SCALE: 1/8" = 1'-0" DWG NO: M-120.00 DOB PAGE NO: 20 of 117	
DOB EMPLOYEE STAMP: 		DOB B-SCAN: Under Directive c 2 of 1975 Date: 07/09/2015; NYC Development Hub	





1 20th FLOOR PLAN
1/8" = 1'-0"



DEVELOPER:
EXTELL DEVELOPMENT COMPANY
805 THIRD AVENUE, 7TH FLOOR
New York, NY 10022 USA
TEL: 212 712 6000 FAX: 212 712 6100

DESIGN ARCHITECT: Base Building Shell & Core
ADRIAN SMITH + GORDON GILL ARCHITECTURE
111 WEST MONROE STREET SUITE 2300
CHICAGO IL 60603
TEL: 312 920 1888 FAX: 312 920 1775

INTERIOR DESIGNER: Residential
Rottet Architecture and Design Studio, PLLC
298 Fifth Ave, 7th Floor
New York, NY 10001
TEL: 646 998 7000 FAX:

ARCHITECT OF RECORD: Base Building Shell, Core, & Residential
AAJ ARCHITECTS, P.C.
 401 Wellington St. W., 3rd Floor
 Toronto, ON M5V 1E7 Canada
 TEL: 416 967 1500 FAX: 416 967 7150

STRUCTURAL ENGINEERS:
WSP CANTOR SEINUK
228 EAST 45th Street
New York, NY 10017 USA
TEL: 212 687 9888 FAX: 646 487 5501

MEP ENGINEERS:

AKF GROUP
One Liberty Plaza, 165 Broadway
New York, NY 10006 USA
TEL: 212 354 5656 FAX: 212 354 5668

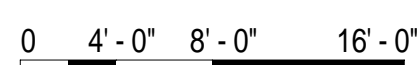
GEOTECHNICAL ENGINEERS:
Langan Engineering & Environmental Services
21 Penn Plaza - 360 West 31st Street, 8th Floor
New York, NY 10001-2727
TEL: 212 479 5400 FAX: 212 479 5444

CODE CONSULTANTS:
Construction Consulting Associates
100 Church Street
New York, NY 10007
TEL: 212 385 1818 FAX: 212 385 1911

CURTAINWALL CONSULTANT:
AJLP Consulting
40 Worth Street, Suite 826
New York, NY 10013
TEL: 212 757 5659 FAX: 646 219 8508

LANDMARK/PRESERVATION CONSULTANT:
Jan Hird Pokorny Associates, Inc.
39 West 37th Street, 12A
New York, NY 10018
TEL: 212 759 6462 FAX: 212 759 6540

No.	DESCRIPTION	DATE
1	ISSUED FOR SCHEMATIC DESIGN	04 APR 2014
2	ISSUED FOR DESIGN DEVELOPMENT	01 JUL 2014
3	ISSUED FOR DESIGN DEVELOPMENT	31 JUL 2014
4	CD PROGRESS ISSUE 1	15 OCT 2014
5	ISSUED FOR BID - MECHANICAL	15 OCT 2014
6	DOB SUBMISSION	19 DEC 2014



DOB SUBMISSION

Discrepancies must be reported immediately to the Architect before proceeding. Only figured dimensions are to be used. Contractors must check all dimensions on site. This drawing is protected by copyright.

ALL DIMENSIONS ARE SHOWN IN IMPERIAL


CONSULTANT: **A K F**
1501 BROADWAY, SUITE 700
NEW YORK, NY 10036
T: 212.354.5656 F: 212.354.5668
Amesbury / Boston / New York City / Philadelphia / New York
Hempstead / Princeton / Pueblo / Rochester / Stamford

PROJECT:

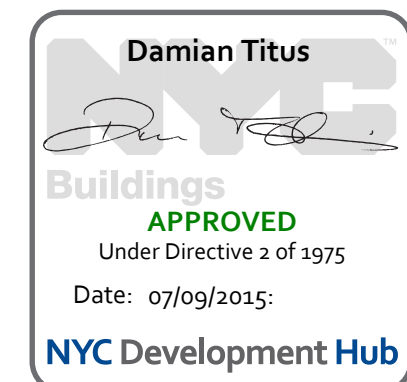
217 WEST 57TH STREET
NEW YORK, NY

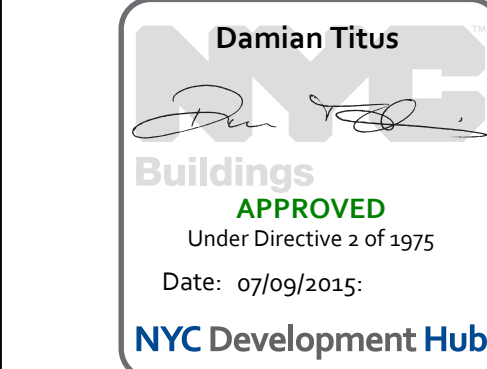

DRAWING TITLE:

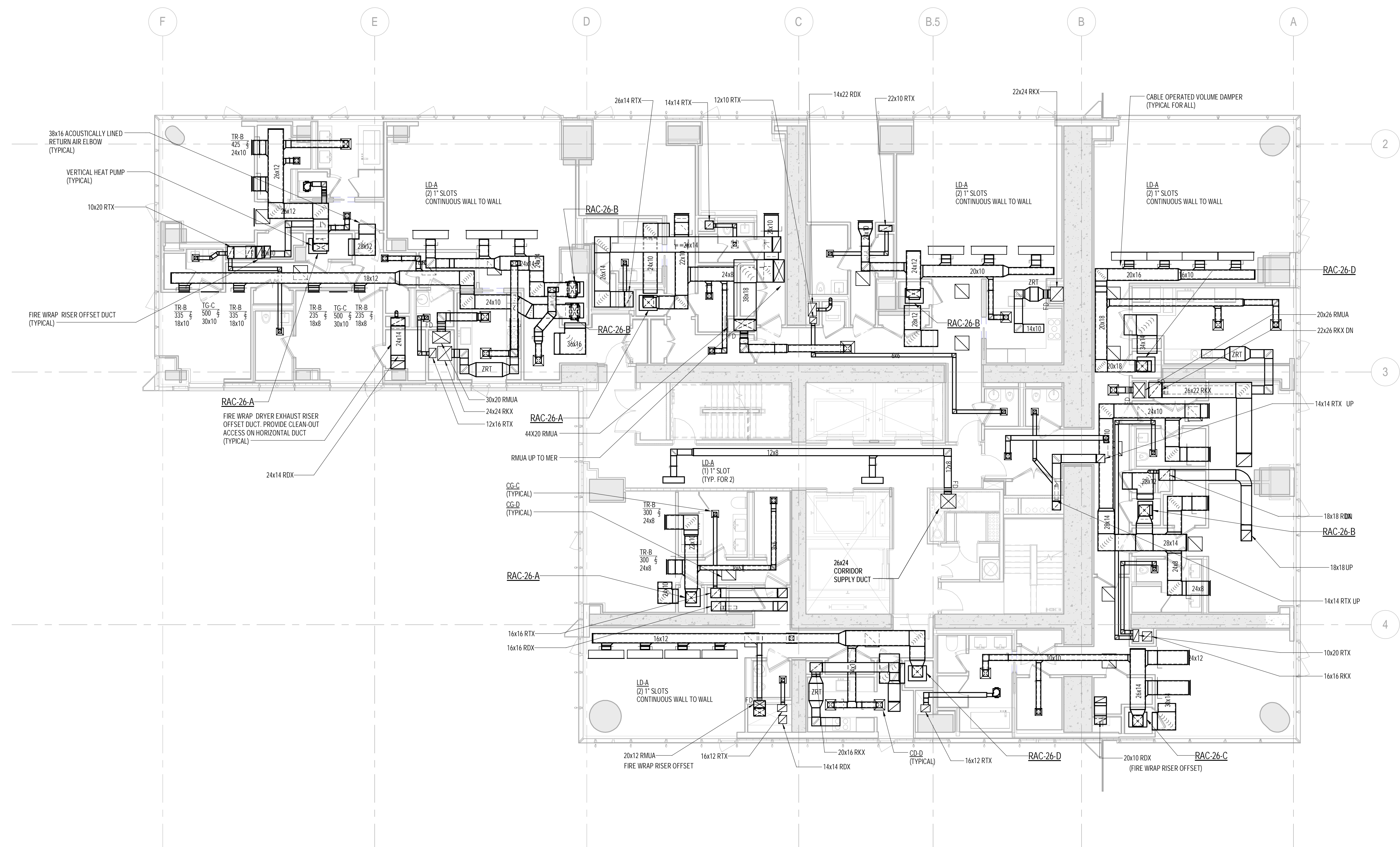
MECHANICAL
20th FLOOR PLAN - DUCTWORK

	DATE: 04/04/14	
	PROJECT No: Y130747-000	
	DRAWN: R/CAZ	REV:
	CHK: PHS	6
	SCALE: 1/8" = 1'-0"	
DWG No:		
M-126.00		

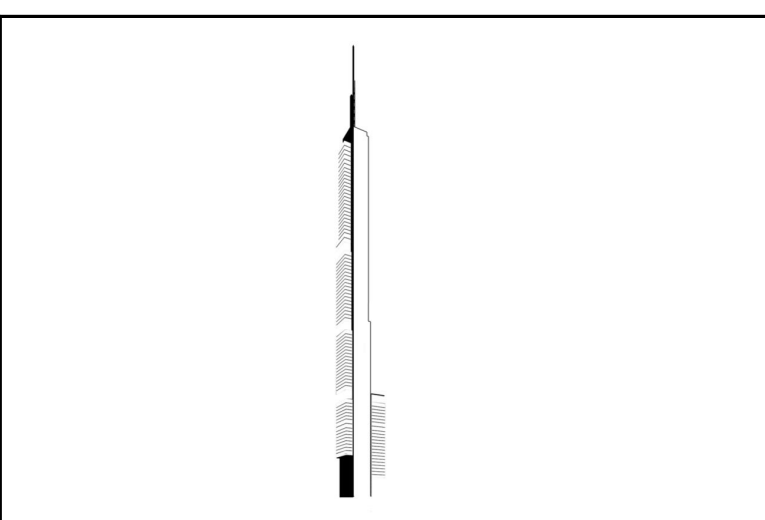
DOB EMPLOYEE STAMP:		DOB B-SCAN:
---------------------	--	-------------









1 26th FLOOR PLAN
1/8" = 1'-0"



KEY PLAN:

The map shows a street grid with 8th Ave on the left and 7th Ave on the right. Broadview Ave runs diagonally from the bottom left towards the top right. West 58th St runs horizontally across the top, and West 57th St runs horizontally across the bottom. Project 865 is indicated by a shaded rectangular area located between West 57th St and West 58th St, and between Broadview Ave and 7th Ave. A north arrow is located in the upper right corner of the map.

PROJECT NORTH		TRUE NORTH	
---------------	---	------------	---

DEVELOPER: **EXTELL DEVELOPMENT COMPANY**
805 THIRD AVENUE, 7TH FLOOR
New York, NY 10022 USA
TEL: 212 712 6000 FAX: 212 712 6100

DESIGN ARCHITECT: Base Building Shell & Core
ADRIAN SMITH + GORDON GILL ARCHITECTURE
111 WEST MONROE STREET SUITE 2300
CHICAGO IL 60603
TEL: 312 920 1888 FAX: 312 920 1775

INTERIOR DESIGNER: Residential
Rottet Architecture and Design Studio, PLLC
298 Fifth Ave, 7th Floor
New York, NY 10001
TEL: 646 998 7000 FAX:

ARCHITECT OF RECORD: Base Building Shell, Core, & Residential
AAI ARCHITECTS, P.C.
401 Wellington St. W., 3rd Floor
Toronto, ON M5V 1E7 Canada
TEL: 416 967 1500 FAX: 416 967 7150

STRUCTURAL ENGINEERS:
WSP CANTOR SEINUK
228 EAST 45th Street
New York, NY 10017 USA
TEL: 212 687 9888 FAX: 646 487 5501

MEP ENGINEERS:

AKF GROUP
One Liberty Plaza, 165 Broadway
New York, NY 10006 USA
TEL: 212 354 5656 FAX: 212 354 5668

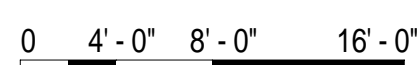
GEOTECHNICAL ENGINEERS:
Langan Engineering & Environmental Services
21 Penn Plaza - 360 West 31st Street, 8th Floor
New York, NY 10001-2727
TEL: 212 479 5400 FAX: 212 479 5444

CODE CONSULTANTS:
Construction Consulting Associates
100 Church Street
New York, NY 10007
TEL: 212 385 1818 FAX: 212 385 1911

CURTAINWALL CONSULTANT:
AJLP Consulting
40 Worth Street, Suite 826
New York, NY 10013
TEL: 212 757 5659 FAX: 646 219 8508

LANDMARK/PRESERVATION CONSULTANT:
Jan Hird Pokorny Associates, Inc.
39 West 37th Street, 12A
New York, NY 10018
TEL: 212 759 6462 FAX: 212 759 6540

No.	DESCRIPTION	DATE
1	ISSUED FOR SCHEMATIC DESIGN	04 APR 2014
2	ISSUED FOR DESIGN DEVELOPMENT	01 JUL 2014
3	ISSUED FOR DESIGN DEVELOPMENT	31 JUL 2014
4	CD PROGRESS ISSUE 1	15 OCT 2014
5	ISSUED FOR BID - MECHANICAL	15 OCT 2014
6	DOB SUBMISSION	19 DEC 2014



DOB SUBMISSION

Discrepancies must be reported immediately to the Architect before proceeding. Only figured dimensions are to be used. Contractors must check all dimensions on site. This drawing is protected by copyright.


ALL DIMENSIONS ARE SHOWN IN IMPERIAL.

CONSULTANT: **A K F**
1501 BROADWAY, SUITE 700
NEW YORK, NY 10036
T: 212.354.5656 F: 212.354.5668
Amesbury / Boston / New York City / Philadelphia / New York
Hempstead / Princeton / Pueblo / Rochester / Stamford

217 WEST 57TH STREET
NEW YORK, NY

DRAWING TITLE:

MECHANICAL
26th FLOOR PLAN - DUCTWORK

	SEAL & SIGNATURE:		DATE: 04/04/14
			PROJECT No: Y130747-000
	DRAWN: R/CAZ	REV:	
	CHK: PHS	6	
	SCALE: 1/8" = 1'-0"		
DWG No:			M-132.00

DOB EMPLOYEE STAMP:		DOB B-SCAN:
---------------------	--	-------------

Damian Titus

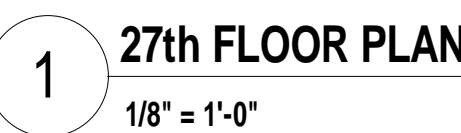


Buildings
APPROVED

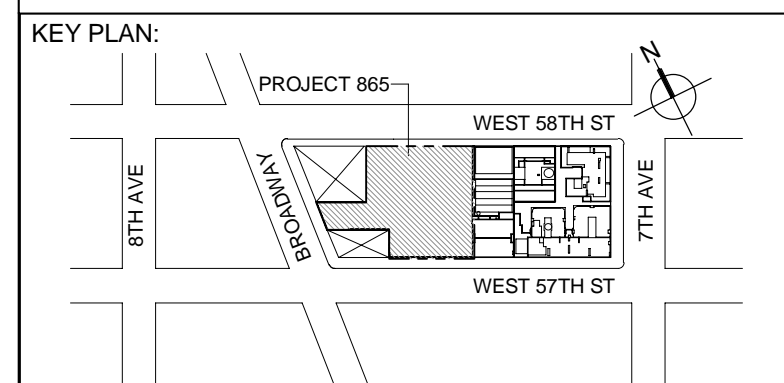
Under Directive 2 of 14

Date: 07/09/2015:

NYC Development



1/8" = 1'-0"



PROJECT NORTH		TRUE NORTH	
---------------	--	------------	--

DEVELOPER:
EXTELL DEVELOPMENT COMPANY
805 THIRD AVENUE, 7TH FLOOR
New York, NY 10022 USA
TEL: 212 712 6000 FAX: 212 712 6100

DESIGN ARCHITECT: Base Building Shell & Core
ADRIAN SMITH + GORDON GILL ARCHITECTURE
111 WEST MONROE STREET SUITE 2300
CHICAGO IL 60603
TEL: 312 920 1888 FAX: 312 920 1775

INTERIOR DESIGNER: Residential
Rottet Architecture and Design Studio, PLLC
298 Fifth Ave, 7th Floor
New York, NY 10001
TEL: 646 998 7000 FAX:

ARCHITECT OF RECORD: Base Building Shell, Core, & Residential
AAI ARCHITECTS, P.C.
 401 Wellington St. W., 3rd Floor
 Toronto, ON M5V 1E7 Canada
 TEL: 416 967 1500 FAX: 416 967 7150

STRUCTURAL ENGINEERS:
WSP CANTOR SEINUK
228 EAST 45th Street
New York, NY 10017 USA
TEL: 212.697.0999 FAX: 646.497.5501

MEP ENGINEERS:

AKF GROUP
One Liberty Plaza, 165 Broadway
New York, NY 10006 USA
TEL: 212 354 5656 FAX: 212 354 5668

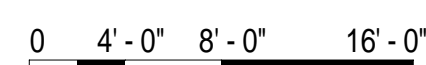
GEOTECHNICAL ENGINEERS:
Langan Engineering & Environmental Services
21 Penn Plaza - 360 West 31st Street, 8th Floor
New York, NY 10001-2727
TEL: 212 479 5400 FAX: 212 479 5444

CODE CONSULTANTS:
Construction Consulting Associates
100 Church Street
New York, NY 10007
TEL: 212 385 1818 FAX: 212 385 1911

CURTAINWALL CONSULTANT:
AJLP Consulting
40 Worth Street, Suite 826
New York, NY 10013
TEL: 212 757 5659 FAX: 646 219 8508

LANDMARK/PRESERVATION CONSULTANT:
Jan Hird Pokorny Associates, Inc.
39 West 37th Street, 12A
New York, NY 10018
TEL: 212 759 6462 FAX: 212 759 6540

No.	DESCRIPTION	DATE
1	ISSUED FOR SCHEMATIC DESIGN	04 APR 2014
2	ISSUED FOR DESIGN DEVELOPMENT	01 JUL 2014
3	ISSUED FOR DESIGN DEVELOPMENT	31 JUL 2014
4	CD PROGRESS ISSUE 1	15 OCT 2014
5	ISSUED FOR BID - MECHANICAL	15 OCT 2014
6	DOB SUBMISSION	19 DEC 2014



DOB SUBMISSION

Discrepancies must be reported immediately to the Architect before proceeding. Only figured dimensions are to be used. Contractors must check all dimensions on site. This drawing is protected by copyright.


ALL DIMENSIONS ARE SHOWN IN IMPERIAL.

CONSULTANT: **AKF**
1501 BROADWAY, SUITE 700
NEW YORK, NY 10036
T: 212.354.5656 F: 212.354.5668
Atlanta / Boston / Chicago / Dallas / Denver / Detroit / Houston / Los Angeles / Miami / Minneapolis / New York / Philadelphia / San Francisco / Seattle / Washington, DC

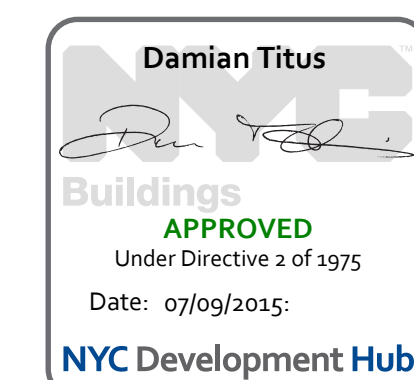
PROJECT:
217 WEST 57TH STREET
NEW YORK, NY

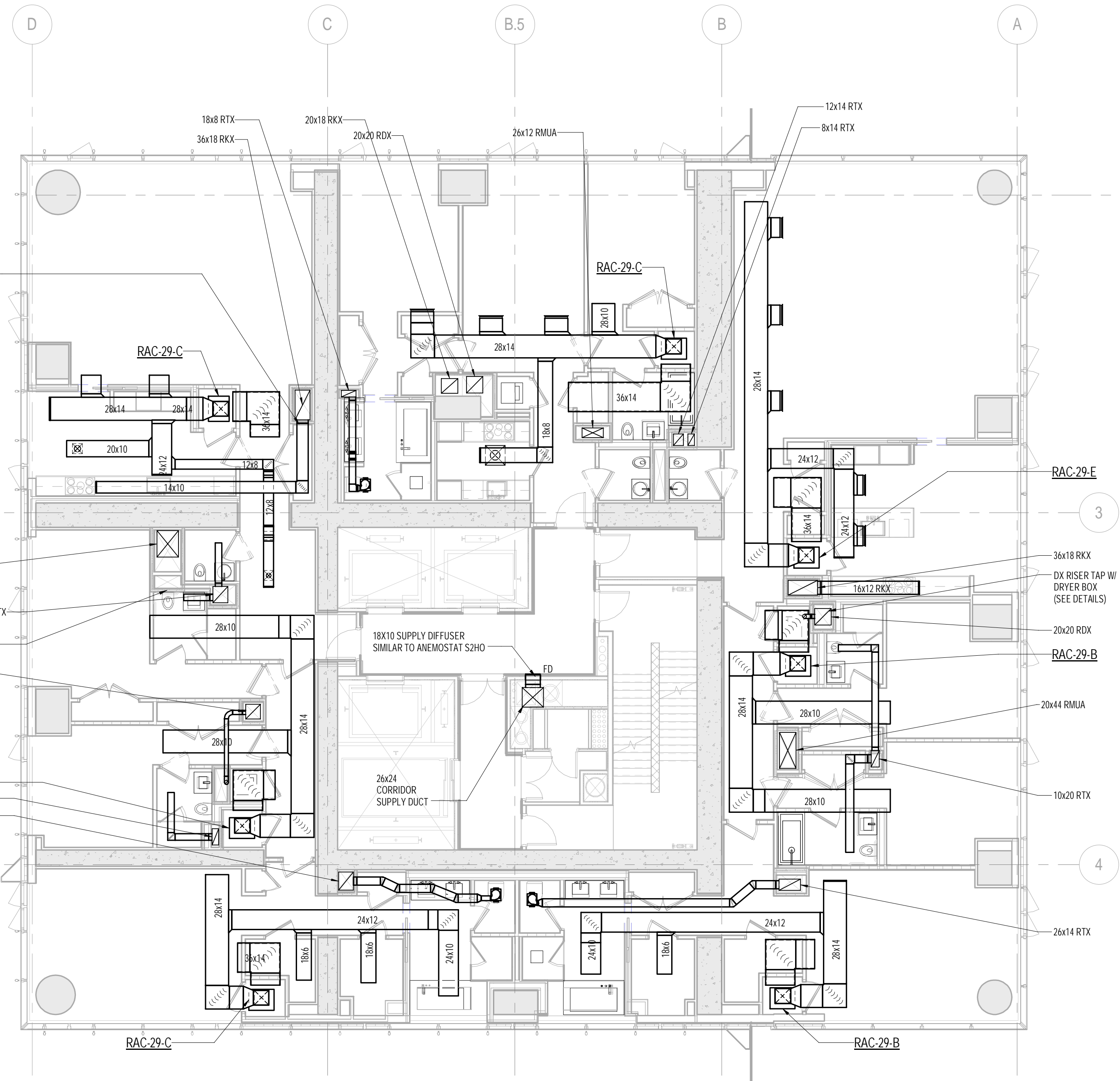
DRAWING TITLE:

MECHANICAL
27th (MEP) FLOOR PLAN -
DUCTWORK

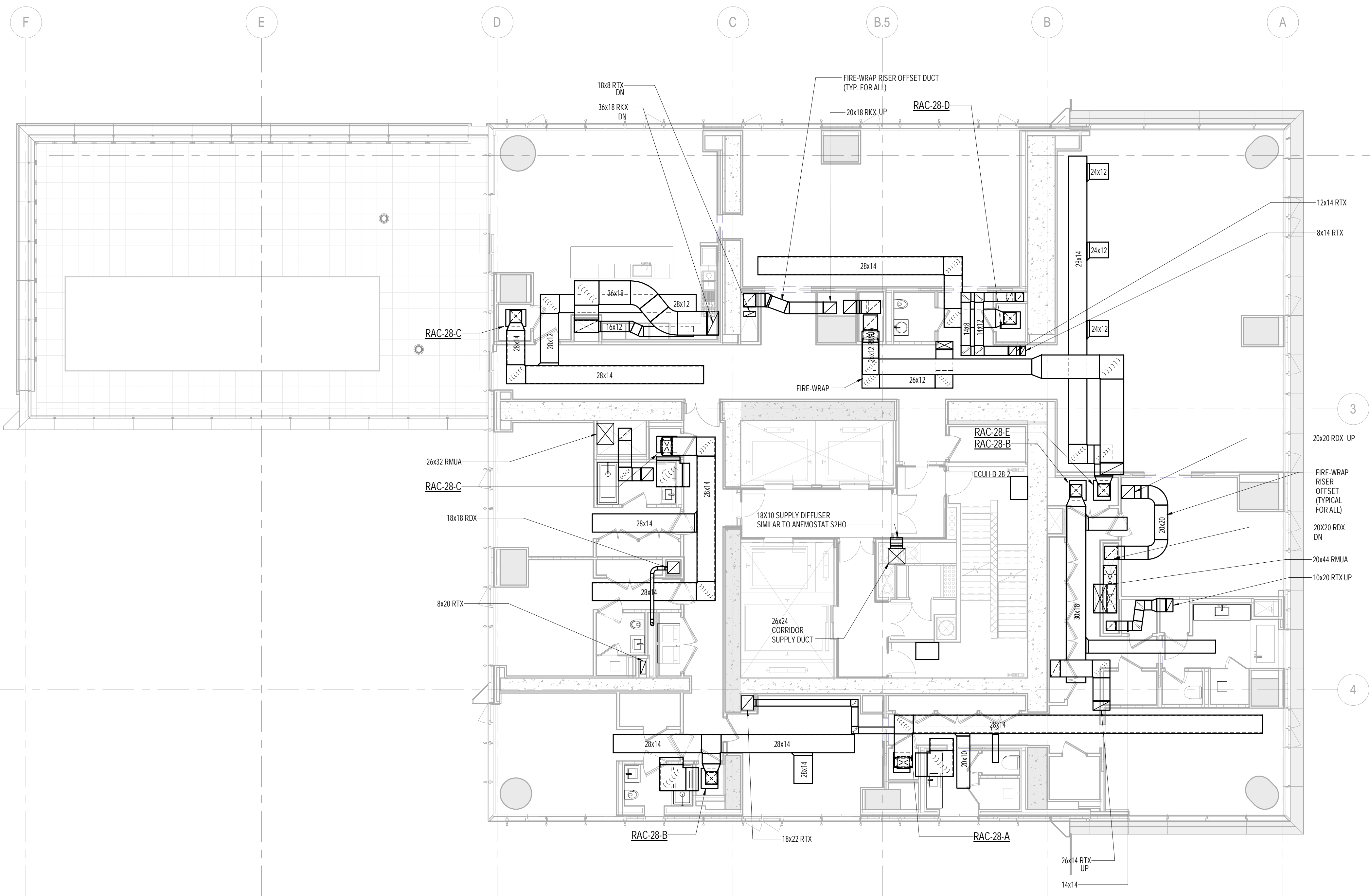
	DATE:	04/04/14
	PROJECT No:	Y130747-000
	DRAWN: RC/AZ	REV:
	CHK: PHS	6
	SCALE: 1/8" = 1'-0"	
DWG No:		M-133.00

DOB PAGE No: 25 of 117	
DOB EMPLOYEE STAMP:	DOB B-SCAN:

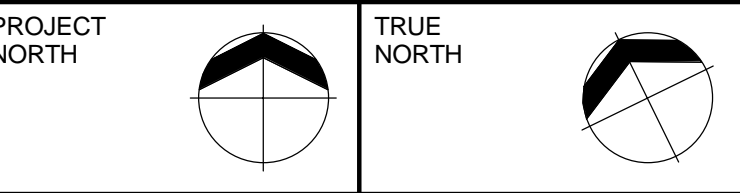
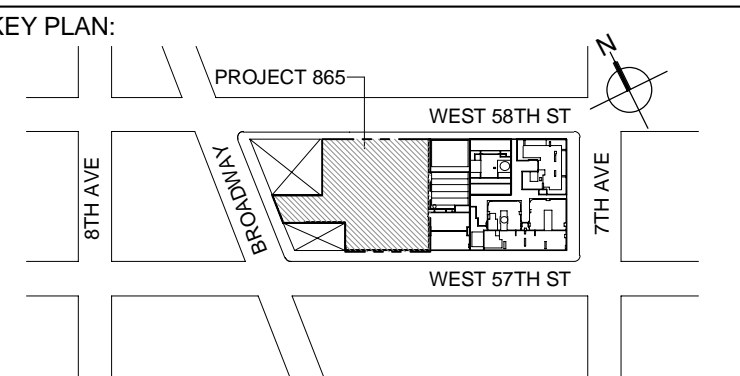




2 29th FLOOR PLAN
1/8" = 1'-0"



1 28th FLOOR PLAN
1/8" = 1'-0"



DEVELOPER:
EXTELL DEVELOPMENT COMPANY
805 THIRD AVENUE, 7TH FLOOR
New York, NY 10022 USA
TEL: 212 712 6000 FAX: 212 712 6100

DESIGN ARCHITECT: Base Building Shell & Core
ADRIAN SMITH + GORDON GILL ARCHITECTURE
111 WEST MONROE STREET SUITE 2300
CHICAGO, IL 60603
TEL: 312 925 1888 FAX: 312 925 1775

INTERIOR DESIGNER: Residential
Rottet Architecture and Design Studio, PLLC
238 Fifth Ave, 7th Floor
New York, NY 10001
TEL: 646 998 7000 FAX:

ARCHITECT OF RECORD: Base Building Shell, Core, & Residential
AJA ARCHITECTS, P.C.
401 Wellington St., W., 3rd Floor
Toronto, ON M5V 1E7 Canada
TEL: 416 967 1500 FAX: 416 967 7150

STRUCTURAL ENGINEERS:
WSP CANTOR SEINUK
228 EAST 45th Street
New York, NY 10017 USA
TEL: 212 657 9588 FAX: 646 487 5501

MEP ENGINEERS:
AKF GROUP
One Liberty Plaza, 165 Broadway
New York, NY 10006 USA
TEL: 212 354 5656 FAX: 212 354 5668

GEOTECHNICAL ENGINEERS:
Langan Engineering & Environmental Services
21 Penn Plaza - 360 West 37th Street, 8th Floor
New York, NY 10001-2277
TEL: 212 479 5400 FAX: 212 479 5444

CODE CONSULTANTS:
Construction Consulting Associates
100 Church Street
New York, NY 10007
TEL: 212 385 1810 FAX: 212 385 1911

CURTAINWALL CONSULTANT:
AJLP Consulting
40 Worth Street, Suite 826
New York, NY 10013
TEL: 212 757 5559 FAX: 646 219 8508

LANDMARK/PRESERVATION CONSULTANT:
Jan Hind Pokorny Associates, Inc.
39 West 37th Street, 12A
New York, NY 10018
TEL: 212 759 6462 FAX: 212 759 6540

No.	DESCRIPTION	DATE
1	ISSUED FOR SCHEMATIC DESIGN	04 APR 2014
2	ISSUED FOR DESIGN DEVELOPMENT	01 JUL 2014
3	ISSUED FOR DESIGN DEVELOPMENT	31 JUL 2014
4	CD PROGRESS ISSUE 1	15 OCT 2014
5	ISSUED FOR BID - MECHANICAL	15 OCT 2014
6	DOB SUBMISSION	19 DEC 2014

0 4'-0" 8'-0" 16'-0"

DOB SUBMISSION

Discrepancies must be reported immediately to the Architect before proceeding. Only figured dimensions are to be used. Contractors must check all dimensions on site. This drawing is protected by copyright.

ALL DIMENSIONS ARE SHOWN IN IMPERIAL.

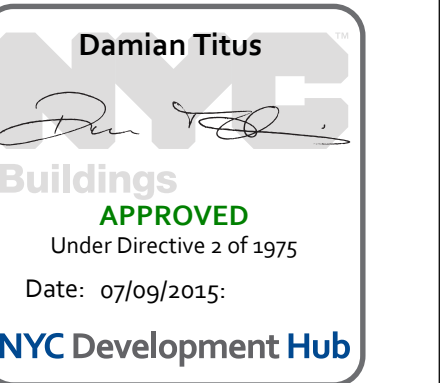
CONSULTANT:
AKF
1501 BROADWAY, SUITE 700
NEW YORK, NY 10036
T: 212 354 5656 F: 212 354 5668
Website: www.akf.com

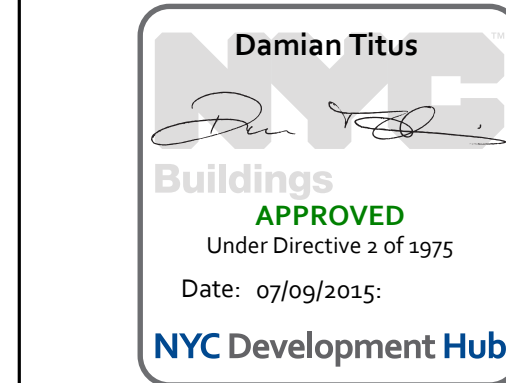

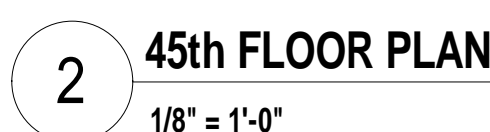
PROJECT:
217 WEST 57TH STREET
NEW YORK, NY

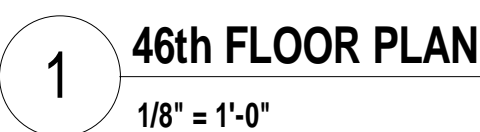
DRAWING TITLE:
MECHANICAL
28th and 29th FLOOR PLANS - DUCTWORK

SEAL & SIGNATURE:	DATE: 04/04/14
	PROJECT No: Y130747-000
	DRAWN: RCIAZ
	CHK: PHS
	SCALE: 1/8" = 1'-0"
DWG No:	REV: 6
DOB PAGE No: 26 of 117	M-134.00

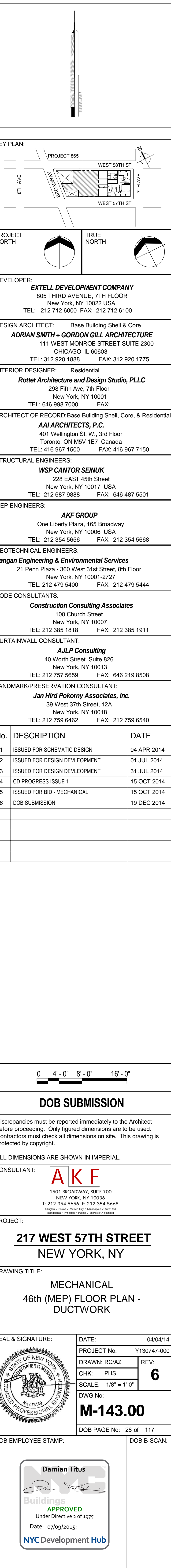
DOB EMPLOYEE STAMP: DOB B-SCAN:

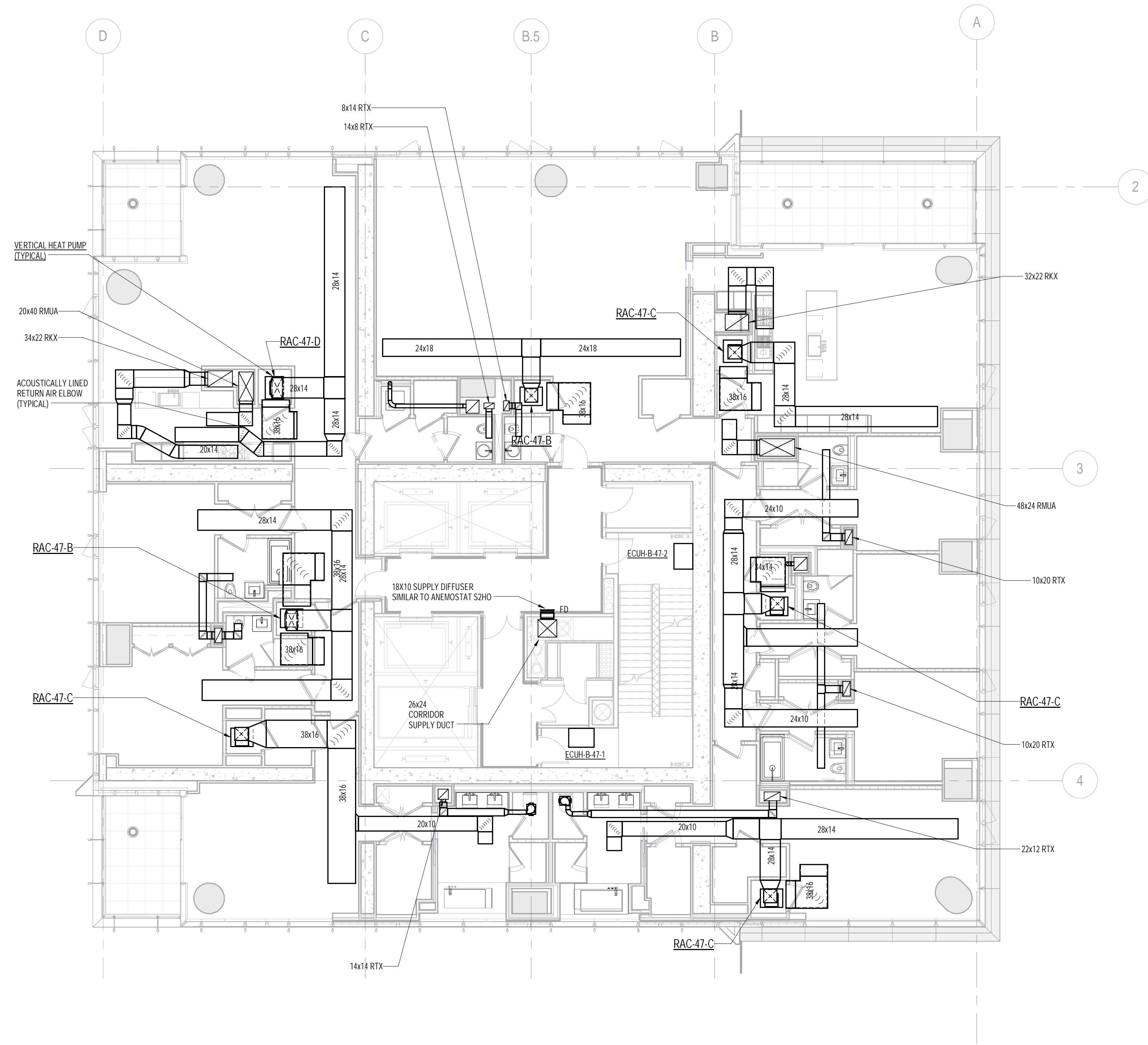




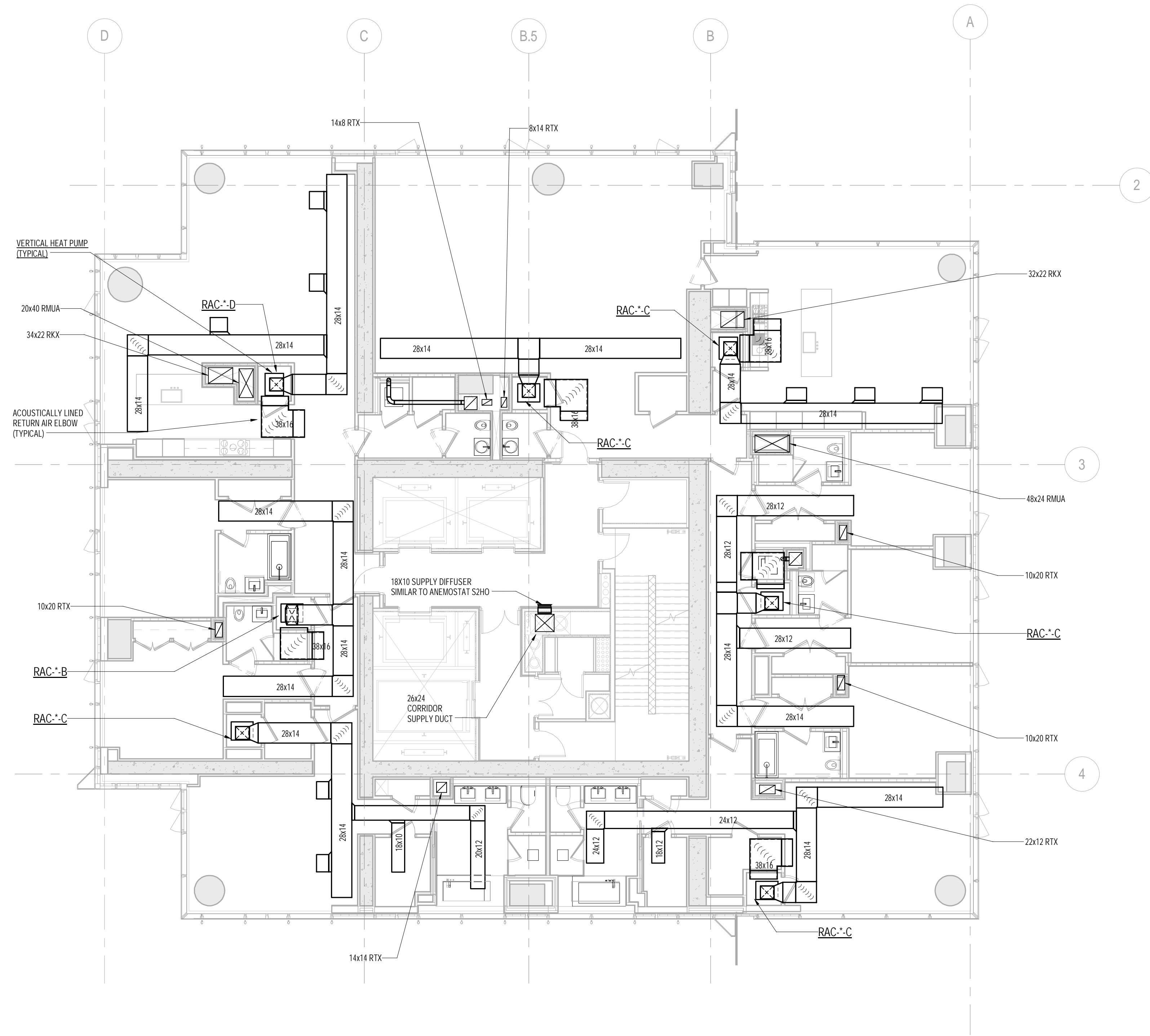


46th FLOOR PLAN

$$1/8" = 1'-0"$$




1 47th FLOOR PLAN
1/8" = 1'-0"



2 TYPICAL 48th-65th FLOOR PLANS
1/8" = 1'-0"

DEPT OF BLDGS

ESB746881

Job Number

Scale Code

KEY PLAN

PROJECT 665

WEST 57TH ST

WEST 58TH ST

7TH AVE

8TH AVE

PROJECT NORTH

TRUE NORTH

DEVELOPER

EXTELL DEVELOPMENT COMPANY

805 THIRD AVENUE, 7TH FLOOR

NEW YORK, NY 10022 USA

TEL: 212 712 6000 FAX: 212 712 6100

DESIGN ARCHITECT

Base Building Shell & Core

ADRIAN SMITH + GORDON GILL ARCHITECTURE

111 WEST MONROE STREET SUITE 2300

CHICAGO, IL 60663

TEL: 312 925 1888 FAX: 312 920 1775

INTERIOR DESIGNER

Residential

Rottet Architecture and Design Studio, PLLC

238 Fifth Ave, 7th Floor

New York, NY 10001

TEL: 646 998 7000 FAX:

ARCHITECT OF RECORD

Base Building Shell, Core, & Residential

AJA ARCHITECTS, P.C.

401 Wellington St., W., 3rd Floor

Toronto, ON M5V 1E7 Canada

TEL: 416 967 1500 FAX: 416 967 7150

STRUCTURAL ENGINEERS

WSP CANTOR SEINUK

228 EAST 45th Street

New York, NY 10017 USA

TEL: 212 697 9588 FAX: 646 487 5501

MEP ENGINEERS

AKF GROUP

One Liberty Plaza, 165 Broadway

New York, NY 10006 USA

TEL: 212 354 5656 FAX: 212 354 5668

GEOTECHNICAL ENGINEERS

Langan Engineering & Environmental Services

21 Penn Plaza - 360 West 37th Street, 8th Floor

New York, NY 10001-2727

TEL: 212 479 5400 FAX: 212 479 5444

CODE CONSULTANTS

Construction Consulting Associates

100 Church Street

New York, NY 10007

TEL: 212 385 1810 FAX: 212 385 1911

CURTAINWALL CONSULTANT

AJLP Consulting

40 Worth Street, Suite 826

New York, NY 10013

TEL: 212 757 5559 FAX: 646 219 8508

LANDMARK/PRESERVATION CONSULTANT

Jan Hind Pokorny Associates, Inc.

39 West 37th Street, 12A

New York, NY 10018

TEL: 212 759 6462 FAX: 212 759 6540

No.	DESCRIPTION	DATE
1	ISSUED FOR SCHEMATIC DESIGN	04 APR 2014
2	ISSUED FOR DESIGN DEVELOPMENT	01 JUL 2014
3	ISSUED FOR DESIGN DEVELOPMENT	31 JUL 2014
4	CD PROGRESS ISSUE 1	15 OCT 2014
5	ISSUED FOR BID - MECHANICAL	15 OCT 2014
6	DOB SUBMISSION	19 DEC 2014

0 4'-0" 8'-0" 16'-0"

DOB SUBMISSION

Discrepancies must be reported immediately to the Architect before proceeding. Only figured dimensions are to be used. Corrections must check all dimensions on site. This drawing is protected by copyright.

ALL DIMENSIONS ARE SHOWN IN IMPERIAL.

CONSULTANT:

AKF

1501 BROADWAY, SUITE 700

NEW YORK, NY 10036

T: 212 354 5656 F: 212 354 5668

Website: www.akfgroup.com

PROJECT:

217 WEST 57TH STREET

NEW YORK, NY

DRAWING TITLE:

MECHANICAL

47th and 48th FLOOR PLANS - DUCTWORK (TYPICAL 48th-65th FLOORS)

SEAL & SIGNATURE:

DATE: 04/04/14

PROJECT No: Y130747-000

DRAWN: RCIAZ

CHK: PHS

SCALE: 1/8" = 1'-0"

DWG No:

DOB PAGE No: 29 of 117

DOB EMPLOYEE STAMP:

DOB B-SCAN:

6

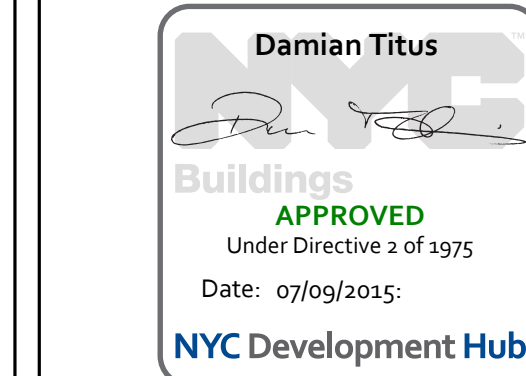
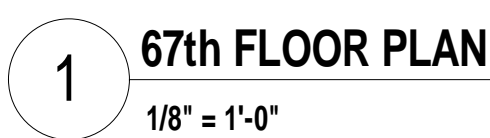
M-144.00

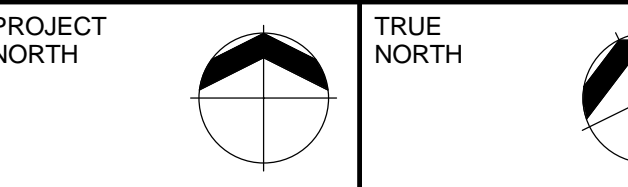
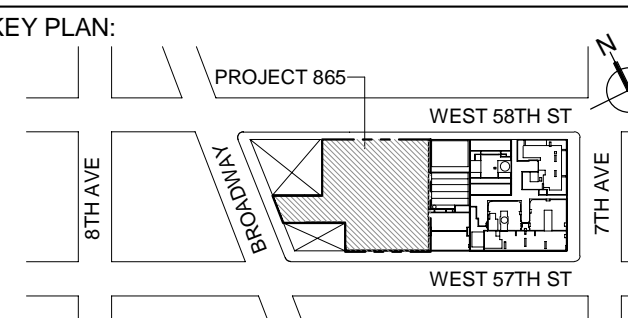
APPROVED

Under Directive 2 of 1975

Date: 07/09/2015

NYC Development Hub





DEVELOPER:
EXTELL DEVELOPMENT COMPANY
805 THIRD AVENUE, 7TH FLOOR
NEW YORK, NY 10022 USA
TEL: 212 712 6000 FAX: 212 712 6100

DESIGN ARCHITECT:
Base Building Shell & Core
ADRIAN SMITH + GORDON GILL ARCHITECTURE
111 WEST MONROE STREET SUITE 2300
CHICAGO, IL 60603
TEL: 312 925 1888 FAX: 312 920 1775

INTERIOR DESIGNER:
Residential
Rotter Architecture and Design Studio, PLLC
238 FIFTH AVE, 7th Floor
NEW YORK, NY 10001
TEL: 646 988 7000 FAX:

ARCHITECT OF RECORD: Base Building Shell, Core, & Residential
AJA ARCHITECTS, P.C.
401 WASHINGTON ST., 3rd Floor
TORONTO, ON M5V 1E7 CANADA
TEL: 416 967 1500 FAX: 416 967 7150

STRUCTURAL ENGINEERS:
WSP CANTOR SEINUK
228 EAST 45th STREET
NEW YORK, NY 10017 USA
TEL: 212 697 9588 FAX: 646 487 5501

MEP ENGINEERS:
AKF GROUP
One Liberty Plaza, 165 Broadway
NEW YORK, NY 10006 USA
TEL: 212 354 5656 FAX: 212 354 5668

GEOTECHNICAL ENGINEERS:
Langan Engineering & Environmental Services
21 PERS PLAZA - 360 WEST 37th STREET, 8th Floor
NEW YORK, NY 10001-2727
TEL: 212 479 5400 FAX: 212 479 5444

CODE CONSULTANTS:
Construction Consulting Associates
100 Church Street
NEW YORK, NY 10007
TEL: 212 385 1818 FAX: 212 385 1911

CURTAINWALL CONSULTANT:
AJLP Consulting
40 Worth Street, Suite 828
NEW YORK, NY 10013
TEL: 212 757 5659 FAX: 646 219 8508

LANDMARK/PRESERVATION CONSULTANT:
Jan Hird Pokorny Associates, Inc.
39 West 37th Street, 12A
NEW YORK, NY 10018
TEL: 212 759 6462 FAX: 212 759 6540

No.	DESCRIPTION	DATE
1	ISSUED FOR SCHEMATIC DESIGN	04 APR 2014
2	ISSUED FOR DESIGN DEVELOPMENT	01 JUL 2014
3	ISSUED FOR DESIGN DEVELOPMENT	31 JUL 2014
4	CD PROGRESS ISSUE 1	15 OCT 2014
5	ISSUED FOR BID - MECHANICAL	15 OCT 2014
6	DOB SUBMISSION	19 DEC 2014

0 4' - 0" 8' - 0" 16' - 0"

DOB SUBMISSION

Discrepancies must be reported immediately to the Architect before proceeding. Only figured dimensions are to be used. Contractors must check all dimensions on site. This drawing is protected by copyright.

ALL DIMENSIONS ARE SHOWN IN IMPERIAL.

CONSULTANT:
AKF
1501 BROADWAY, SUITE 700
NEW YORK, NY 10022
T: 212 354 5656 F: 212 354 5668
WWW.AKF.COM

PROJECT:
217 WEST 57TH STREET
NEW YORK, NY

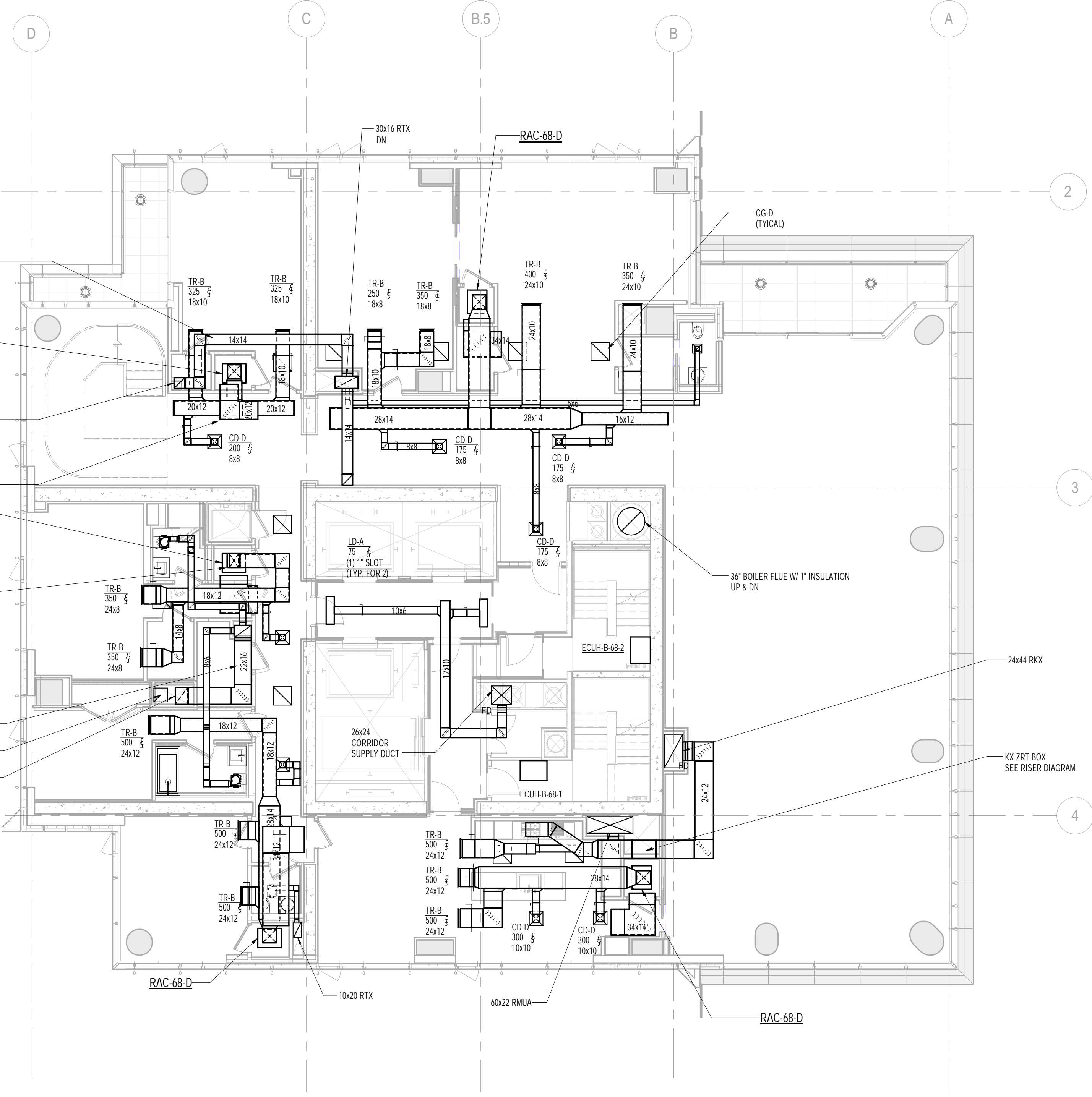
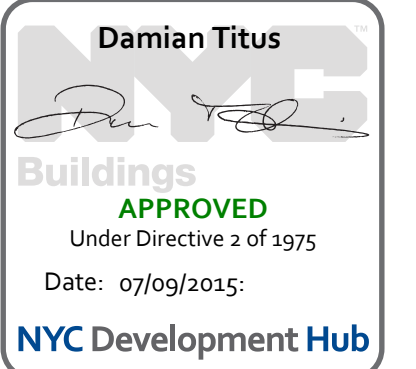
DRAWING TITLE:
MECHANICAL
68th and 69th FLOOR PLANS - DUCTWORK

SEAL & SIGNATURE:	DATE:	04/04/14
	PROJECT No.:	Y130747-000
	DRAWN: RCIAZ	REV:
	CHK: PHS	6
	SCALE: 1/8" = 1'-0"	
DWG No.:	M-155.00	

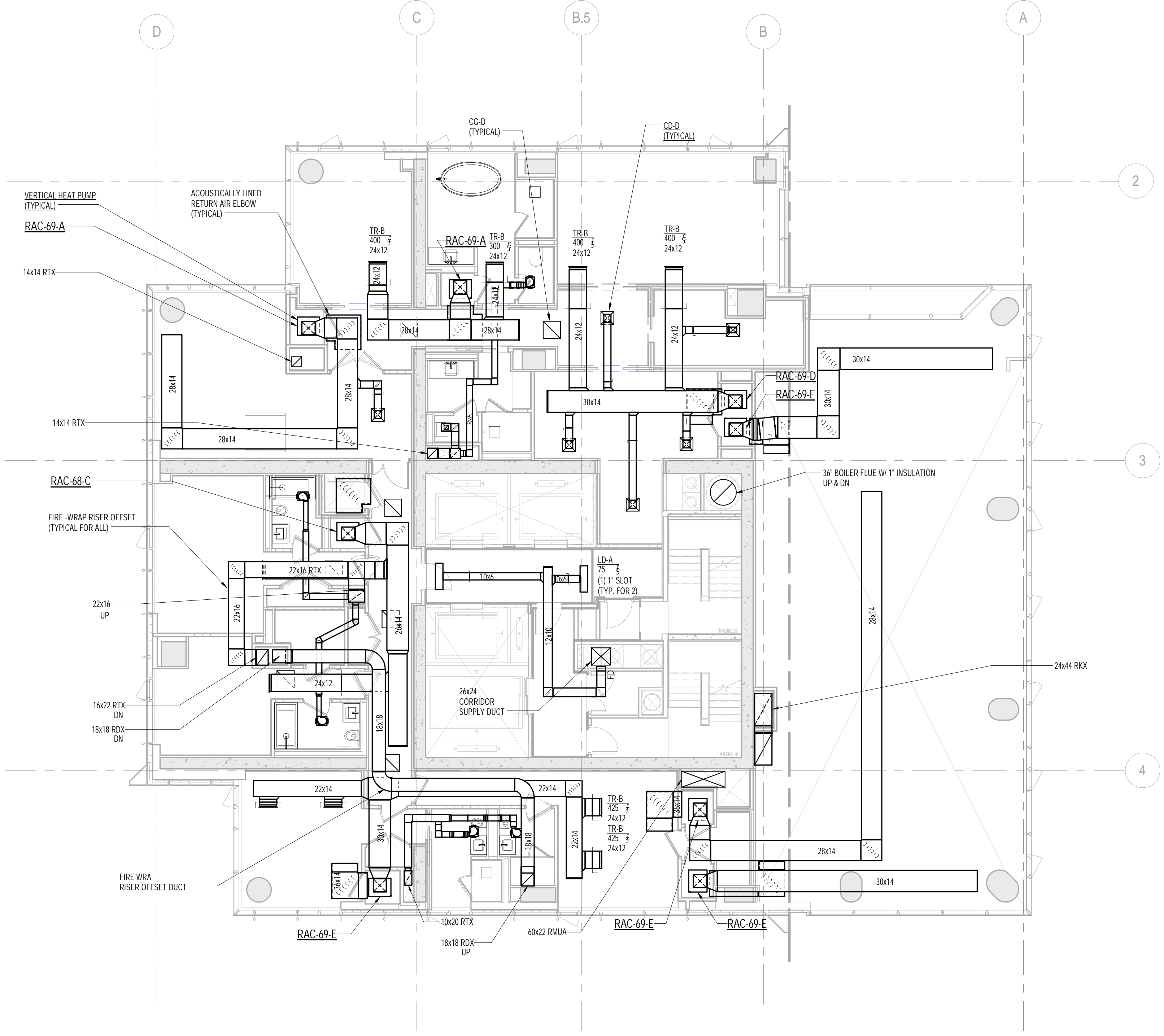
DOB PAGE No: 31 of 117

DOB EMPLOYEE STAMP:

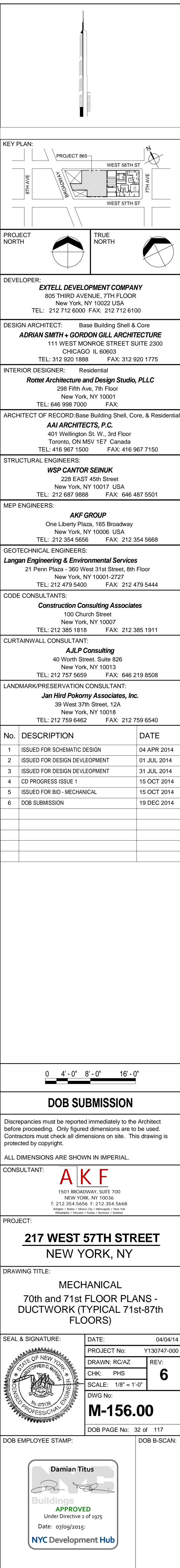
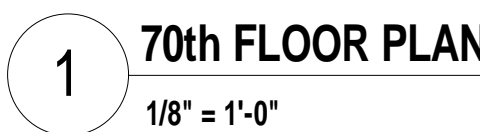

DOB B-SCAN:

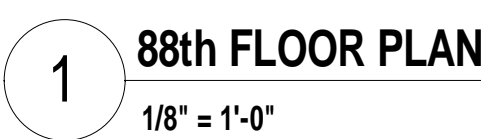



2 68th FLOOR PLAN
1/8" = 1'-0"

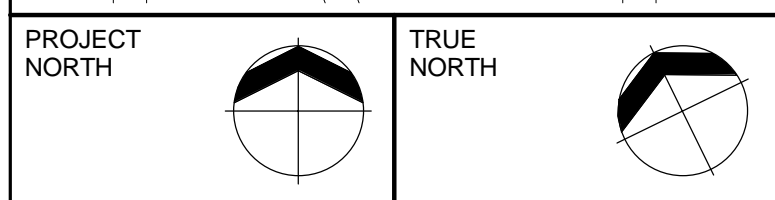
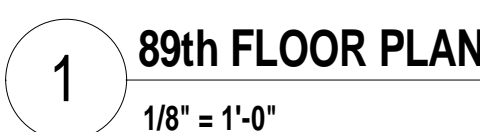
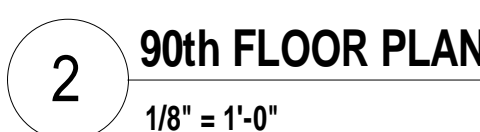


1 69th FLOOR PLAN
1/8" = 1'-0"





Damian Titus

Buildings
APPROVED
Under Directive 2 of 1975
Date: 07/09/2015:
NYC Development Hub



DEVELOPER:
EXTELL DEVELOPMENT COMPANY
805 THIRD AVENUE, 7TH FLOOR
New York, NY 10022 USA
TEL: 212 712 6000 FAX: 212 712 6100

DESIGN ARCHITECT: Base Building Shell & Core
ADRIAN SMITH + GORDON GILL ARCHITECTURE
111 WEST MONROE STREET SUITE 2300
CHICAGO IL 60603
TEL: 312 920 1888 FAX: 312 920 1775

INTERIOR DESIGNER: Residential
Rottet Architecture and Design Studio, PLLC
298 Fifth Ave, 7th Floor
New York, NY 10001
TEL: 646 898 7000 FAX:

AAI ARCHITECTS, P.C.
401 Wellington St. W., 3rd Floor
Toronto, ON M5V 1E7 Canada
TEL: 416 967 1500 FAX: 416 967 7150

STRUCTURAL ENGINEERS:
WSP CANTOR SEINUK
228 EAST 45th Street
New York, NY 10017 USA
TEL: 212 687 9888 FAX: 646 487 5501

MEP ENGINEERS:

AKF GROUP
One Liberty Plaza, 165 Broadway
New York, NY 10006 USA
TEL: 212 354 5656 FAX: 212 354 5668

GEOTECHNICAL ENGINEERS:
Langan Engineering & Environmental Services
21 Penn Plaza - 360 West 31st Street, 8th Floor
New York, NY 10001-2727
TEL: 212 479 5400 FAX: 212 479 5444

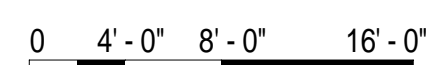
CODE CONSULTANTS:

Construction Consulting Associates
100 Church Street
New York, NY 10007
TEL: 212 385 1818 FAX: 212 385 1911

CURTAINWALL CONSULTANT:
AJLP Consulting
40 Worth Street, Suite 826
New York, NY 10013
TEL: 212 757 5659 FAX: 646 219 8508

LANDMARK/PRESERVATION CONSULTANT:
Jan Hird Pokorny Associates, Inc.
39 West 37th Street, 12A
New York, NY 10018
TEL: 212 759 6462 FAX: 212 759 6540

No.	DESCRIPTION	DATE
1	ISSUED FOR SCHEMATIC DESIGN	04 APR 2014
2	ISSUED FOR DESIGN DEVELOPMENT	01 JUL 2014
3	ISSUED FOR DESIGN DEVELOPMENT	31 JUL 2014
4	CD PROGRESS ISSUE 1	15 OCT 2014
5	ISSUED FOR BID - MECHANICAL	15 OCT 2014
6	DOB SUBMISSION	19 DEC 2014



DOB SUBMISSION

Discrepancies must be reported immediately to the Architect before proceeding. Only figured dimensions are to be used. Contractors must check all dimensions on site. This drawing is protected by copyright.

ALL DIMENSIONS ARE SHOWN IN IMPERIAL.

CONSULTANT:

A K F

1501 BROADWAY, SUITE 700
NEW YORK, NY 10036
T: 212.354.5656 F: 212.354.5668
Atlanta / Boston / Mexico City / Minneapolis / New York
Philadelphia / Phoenix / Puerto Rico / St. Louis / Toronto

PROJECT

217 WEST 57TH STREET
NEW YORK, NY

DRAWING TITLE:

MECHANICAL
89th and 90th FLOOR PLANS -
DUCTWORK

SEAL & SIGNATURE:

DATE-	04/04/14
-------	----------

PROJECT No:	Y130747-000
-------------	-------------

DRAWN: RC/AZ	REV:
--------------	------

CHK: PHS 6

SCALE: 1/8" = 1'-0"

DWG No:

M 166 00

M-166.00

DOB PAGE No: 34 of 117

DOB B-SCAN:	
-------------	--

[illegible]

Page 10 of 10

itus



FD

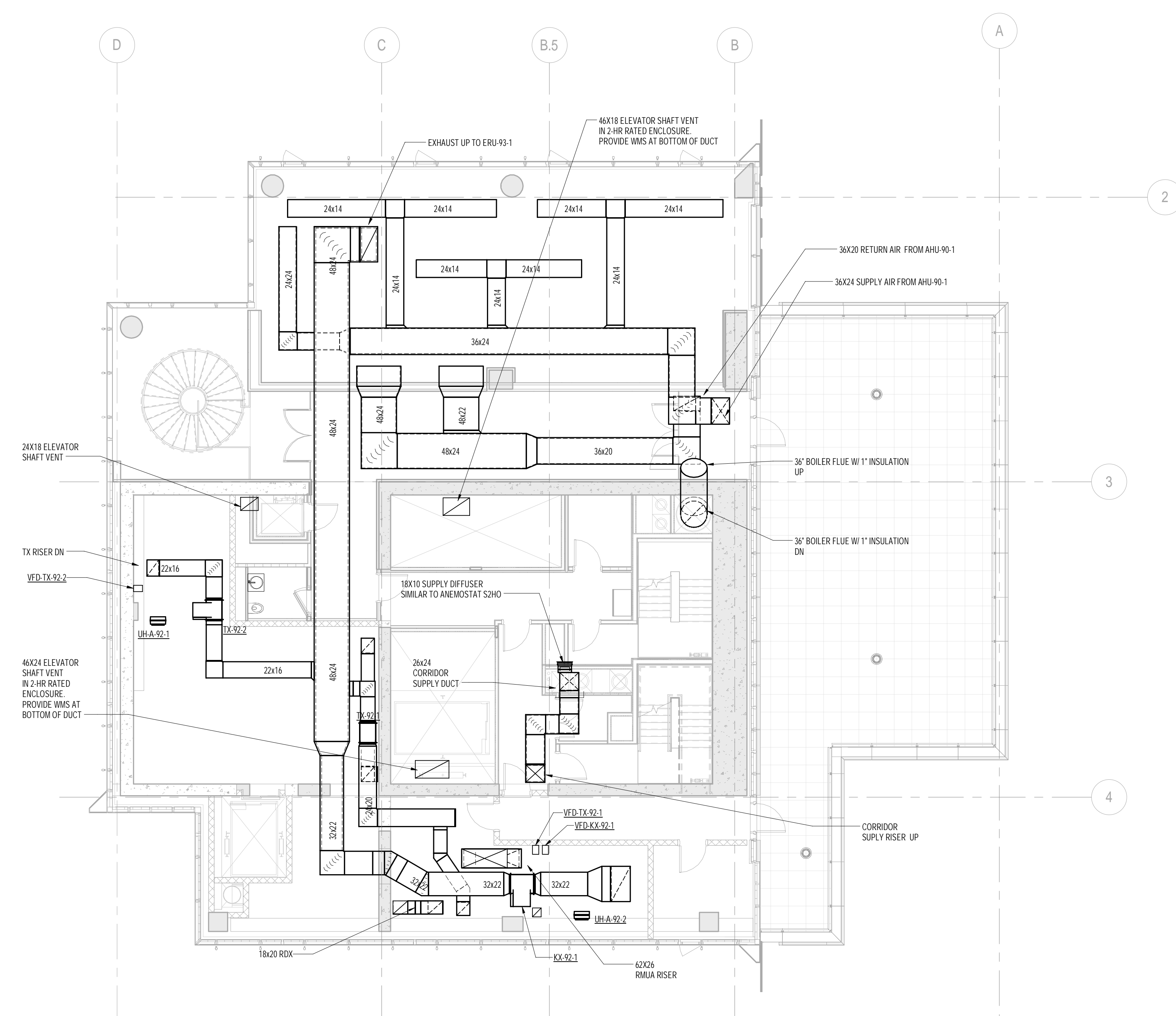
2 of 1975

5:			
----	--	--	--

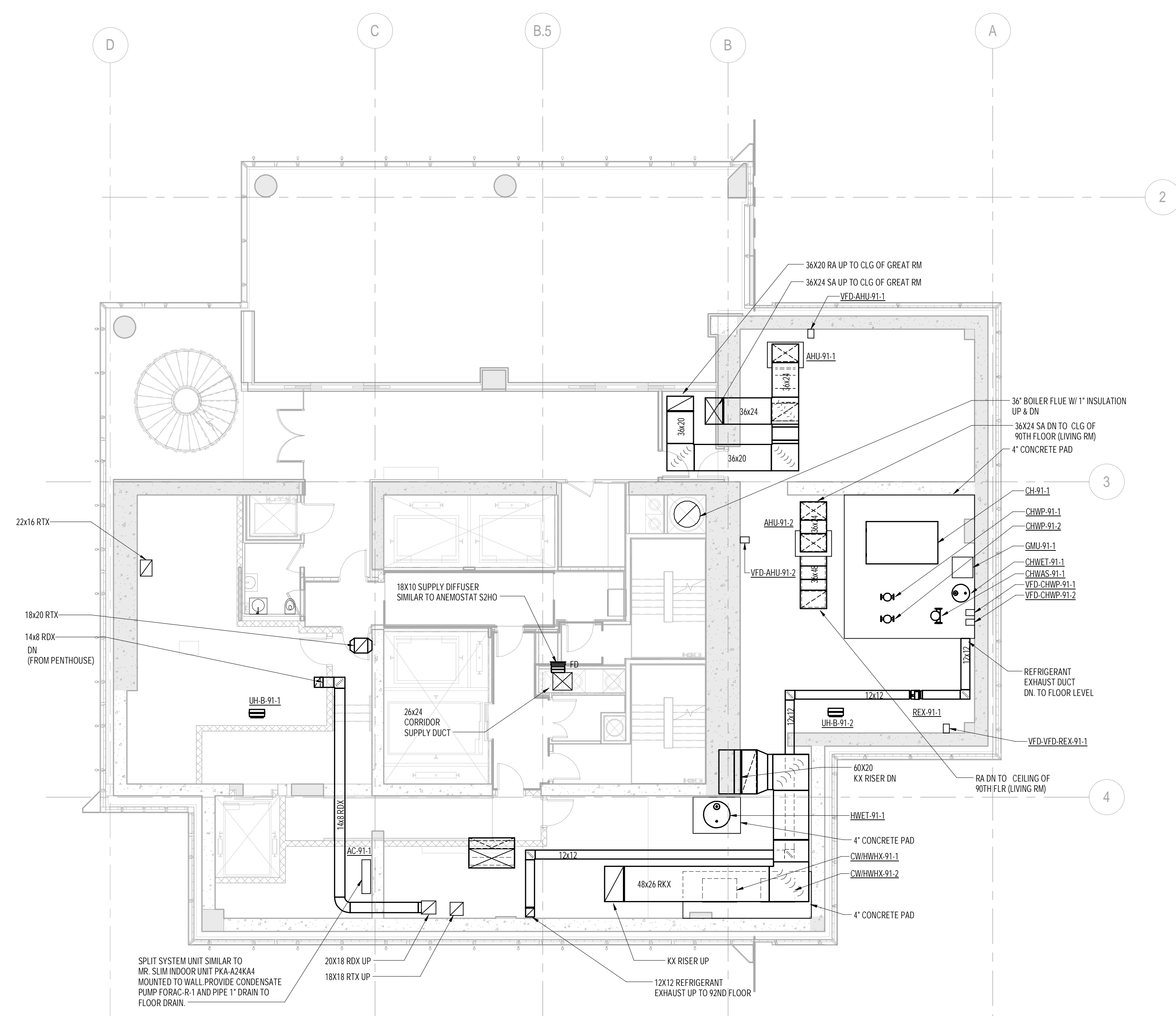
ment **Hub**

Page 10 of 10

[illegible]

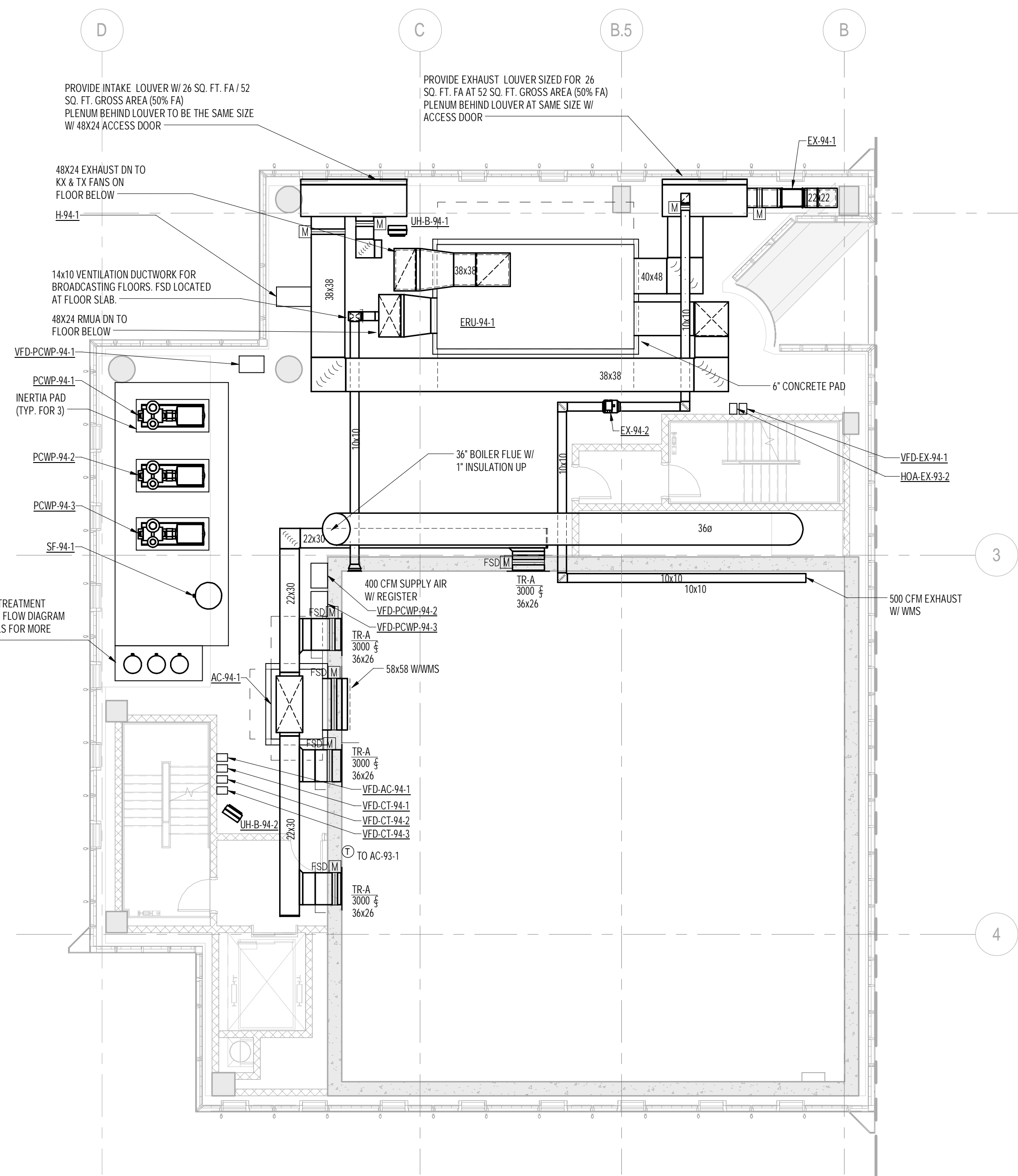


2 92nd FLOOR PLAN
1/8" = 1'-0"

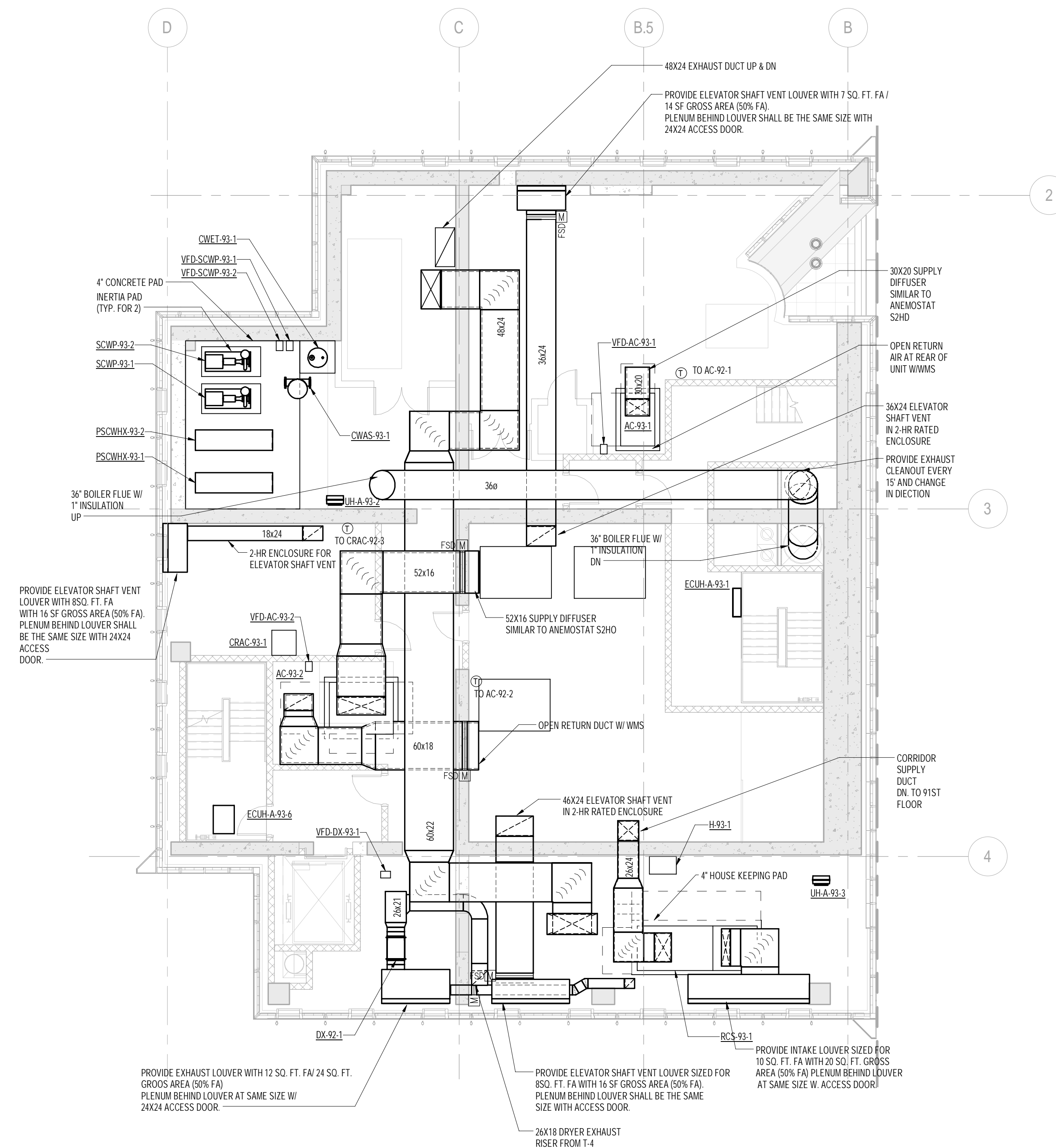


1 91st FLOOR PLAN
1/8" = 1'-0"

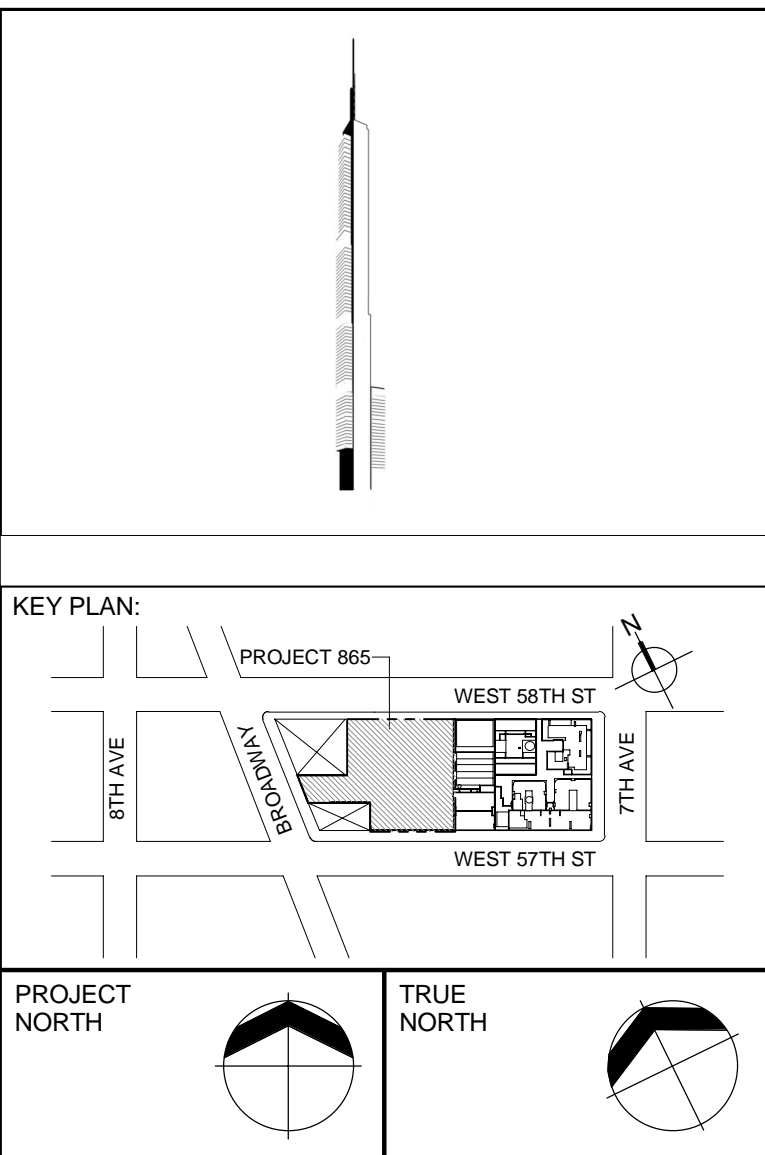
[illegible]



2 94th FLOOR DAMPER PLAN
1/8" = 1'-0"



1 93rd FLOOR EMR PLAN
1/8" = 1'-0"



DEVELOPER:
EXTELL DEVELOPMENT COMPANY
805 THIRD AVENUE, 7TH FLOOR
New York, NY 10022 USA
TEL: 212 712 6000 FAX: 212 712 6100

DESIGN ARCHITECT: Base Building Shell & Core
ADRIAN SMITH + GORDON GILL ARCHITECTURE
111 WEST MONROE STREET SUITE 2300
CHICAGO IL 60603
TEL: 312 920 1888 FAX: 312 920 1775

INTERIOR DESIGNER: Residential
Rottet Architecture and Design Studio, PLLC
298 Fifth Ave, 7th Floor
New York, NY 10001
TEL: 646 998 7000 FAX:

ARCHITECT OF RECORD: Base Building Shell, Core, & Residential
AAJ ARCHITECTS, P.C.
401 Wellington St. W., 3rd Floor
Toronto, ON M5V 1E7 Canada
TEL: 416 967 1500 FAX: 416 967 7150

STRUCTURAL ENGINEERS:
WSP CANTOR SEINUK
228 EAST 45th Street
New York, NY 10017 USA
TEL: 212 687 9888 FAX: 646 487 5501

MEP ENGINEERS:

AKF GROUP
One Liberty Plaza, 165 Broadway
New York, NY 10006 USA
TEL: 212 354 5656 FAX: 212 354 5668

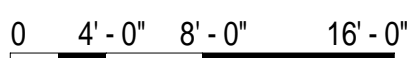
GEOTECHNICAL ENGINEERS:
Langan Engineering & Environmental Services
21 Penn Plaza - 360 West 31st Street, 8th Floor
New York, NY 10001-2727
TEL: 212 479 5400 FAX: 212 479 5444

CODE CONSULTANTS:
Construction Consulting Associates
100 Church Street
New York, NY 10007
TEL: 212 385 1818 FAX: 212 385 1911

CURTAINWALL CONSULTANT:
AJLP Consulting
40 Worth Street, Suite 826
New York, NY 10013
TEL: 212 757 5659 FAX: 646 219 8508

LANDMARK/PRESERVATION CONSULTANT:
Jan Hird Pokorny Associates, Inc.
39 West 37th Street, 12A
New York, NY 10018
TEL: 212 759 6462 FAX: 212 759 6540

No.	DESCRIPTION	DATE
1	ISSUED FOR SCHEMATIC DESIGN	04 APR 2014
2	ISSUED FOR DESIGN DEVELOPMENT	01 JUL 2014
3	ISSUED FOR DESIGN DEVELOPMENT	31 JUL 2014
4	CD PROGRESS ISSUE 1	15 OCT 2014
5	ISSUED FOR BID - MECHANICAL	15 OCT 2014
6	DOB SUBMISSION	19 DEC 2014



DOB SUBMISSION

Discrepancies must be reported immediately to the Architect before proceeding. Only figured dimensions are to be used. Contractors must check all dimensions on site. This drawing is protected by copyright.

ALL DIMENSIONS ARE SHOWN IN IMPERIAL


CONSULTANT: **A K F**
1501 BROADWAY, SUITE 700
NEW YORK, NY 10036
T: 212.354.5666 F: 212.354.5668
Atlanta / Austin / Miami City / Minneapolis / New York
Philadelphia / Princeton / Pueblo / Rochester / Seattle

PROJECT:

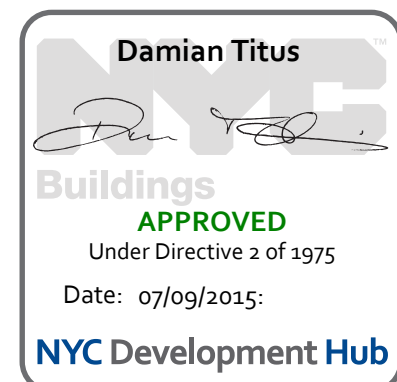
217 WEST 57TH STREET
NEW YORK, NY

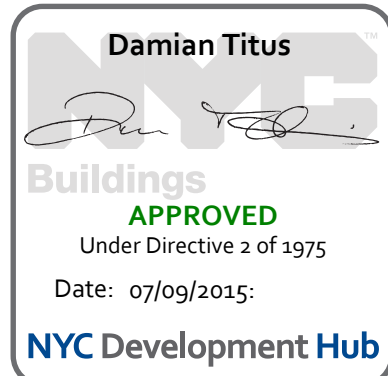
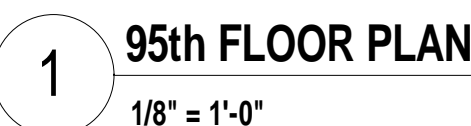
DRAWING TITLE:

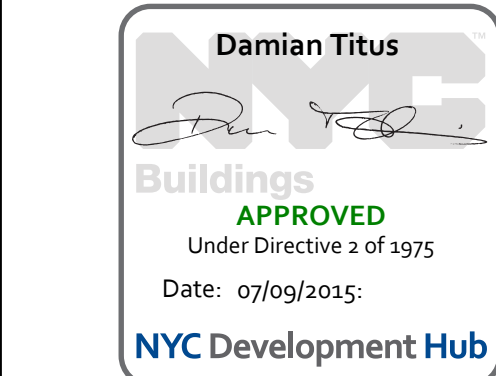
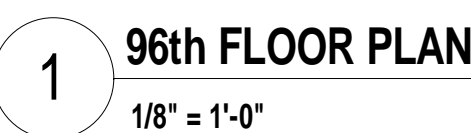
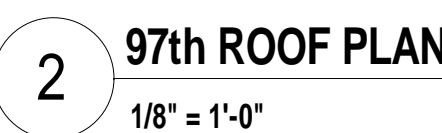
MECHANICAL
93rd and 94th FLOOR PLANS -
DUCTWORK

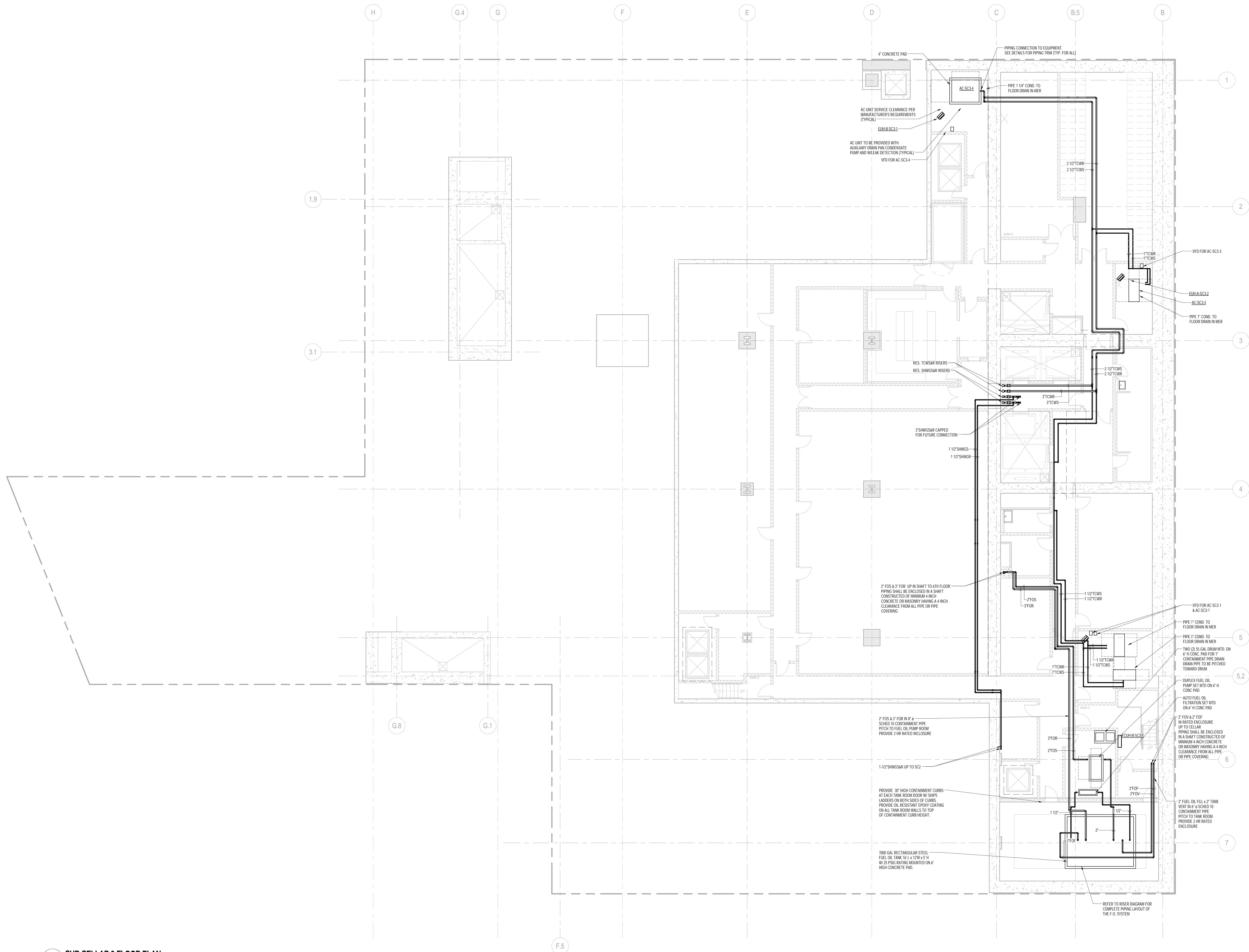
	DATE: 04/04/14	
	PROJECT No: Y130747-000	
	DRAWN: RC/AZ	REV:
	CHK: PHS	6
	SCALE: 1/8" = 1'-0"	
DWG No: M-168.00		

DOB EMPLOYEE STAMP:		DOB B-SCAN:	
---------------------	--	-------------	--







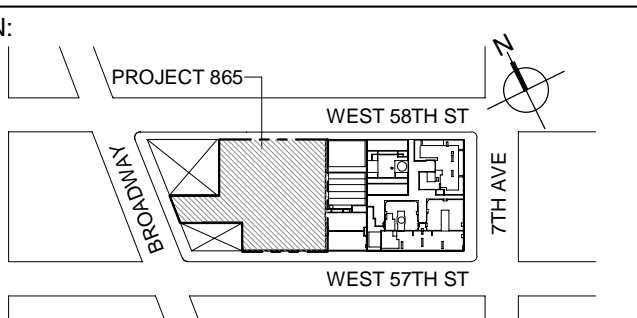


1 SUB CELLAR 3 FLOOR PLAN
1/8" = 1'-0"

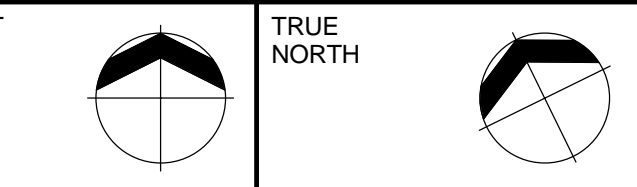
PIPING NOTES:

1. RUN CONDENSATE LINE FROM AC UNITS TO NEAREST FLOOR DRAIN. COORDINATE WITH PLUMBING PLANS.
2. ALL PIPING SHALL BE INSULATED PER MECHANICAL SPECIFICATIONS.

KEY PLAN:



PROJECT:



DEVELOPER:

EXTELL DEVELOPMENT COMPANY
805 THIRD AVENUE, 7TH FLOOR
NEW YORK, NY 10022 USA
TEL: 212 712 6000 FAX: 212 712 6100

DESIGN ARCHITECT:

Base Building Shell & Core
ADRIAN SMITH + GORDON GILL ARCHITECTURE
111 WEST MONROE STREET SUITE 2300
CHICAGO, IL 60603
TEL: 312 925 1888 FAX: 312 920 1775

INTERIOR DESIGNER:

Residential
Rottet Architecture and Design Studio, PLLC
238 Fifth Ave., 7th Floor
New York, NY 10001
TEL: 646 998 7000 FAX:

ARCHITECT OF RECORD:

Base Building Shell, Core, & Residential
AJA ARCHITECTS, P.C.
401 Wellington St. W., 3rd Floor
Toronto, ON M5V 1E7 Canada
TEL: 416 967 1500 FAX: 416 967 7150

STRUCTURAL ENGINEERS:

WSP CANTOR SEINUK
228 EAST 46th Street
New York, NY 10017 USA
TEL: 212 687 9888 FAX: 646 487 5501

MEP ENGINEERS:

AKF GROUP
One Liberty Plaza, 165 Broadway
New York, NY 10006 USA
TEL: 212 354 5656 FAX: 212 354 5668

GEOTECHNICAL ENGINEERS:

Langan Engineering & Environmental Services
21 Penn Plaza - 360 West 37th Street, 8th Floor
New York, NY 10001-2727
TEL: 212 479 5400 FAX: 212 479 5444

CODE CONSULTANTS:

Construction Consulting Associates
100 Church Street
New York, NY 10007
TEL: 212 385 1818 FAX: 212 385 1911

CURTAINWALL CONSULTANT:

AJLP Consulting
40 Worth Street, Suite 828
New York, NY 10013
TEL: 212 757 5659 FAX: 646 219 8508

LANDMARK/PRESERVATION CONSULTANT:

Jan Hird Pokorny Associates, Inc.
39 West 37th Street, 12A
New York, NY 10018
TEL: 212 759 6462 FAX: 212 759 6540

No.	DESCRIPTION	DATE
1	ISSUED FOR SCHEMATIC DESIGN	04 APR 2014
2	ISSUED FOR DESIGN DEVELOPMENT	01 JUL 2014
3	ISSUED FOR DESIGN DEVELOPMENT	31 JUL 2014
4	CD PROGRESS ISSUE 1	15 OCT 2014
5	ISSUED FOR BID - MECHANICAL	15 OCT 2014
6	DOB SUBMISSION	19 DEC 2014

0 4'-0" 8'-0" 16'-0"

DOB SUBMISSION

Discrepancies must be reported immediately to the Architect before proceeding. Only figured dimensions are to be used. Contractors must check all dimensions on site. This drawing is protected by copyright.

ALL DIMENSIONS ARE SHOWN IN IMPERIAL.

CONSULTANT:

AKF
1501 BROADWAY, SUITE 700
NEW YORK, NY 10020
T: 212 354 5656 F: 212 354 5668
Website: www.akf.com Email: info@akf.com

PROJECT:

217 WEST 57TH STREET
NEW YORK, NY

DRAWING TITLE:

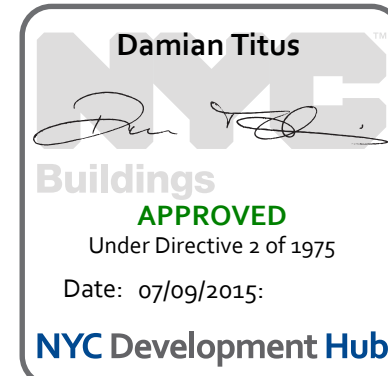
MECHANICAL
SUB CELLAR 3 PLAN - PIPING

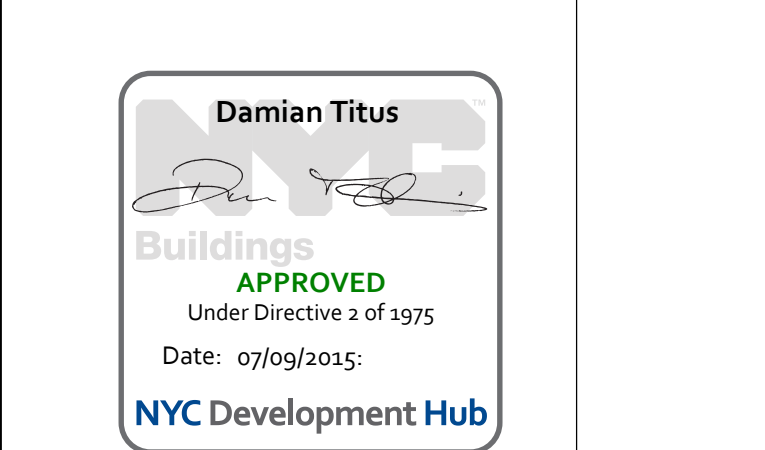
SEAL & SIGNATURE:

DATE: 04/04/14
PROJECT No: Y130747-000
DRAWN: MY
CHK: PHS
SCALE: As Indicated
DWG No: **M-200.00**

DOB EMPLOYEE STAMP:

DOB PAGE No: 39 of 117 DOB B-SCAN:

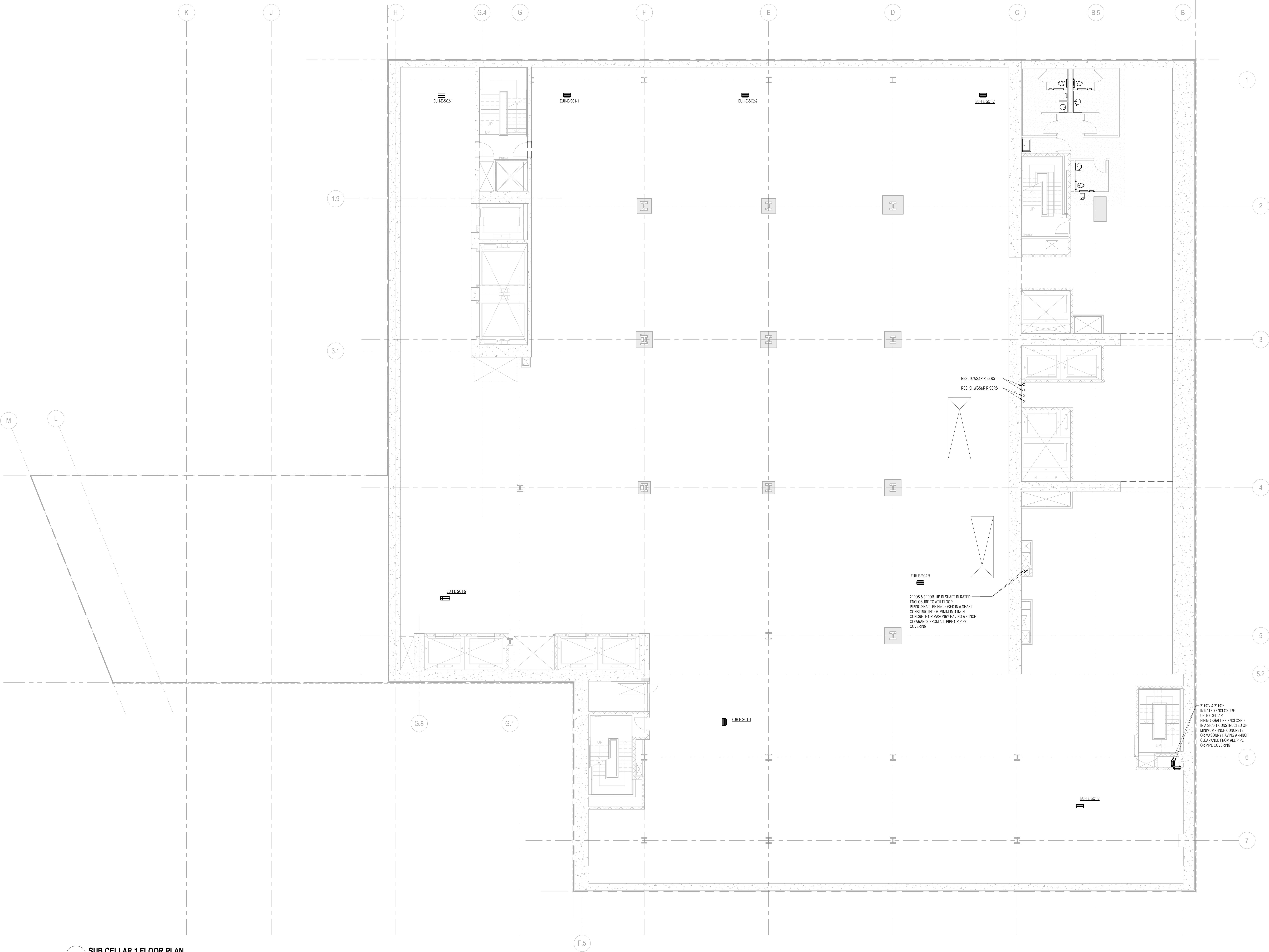




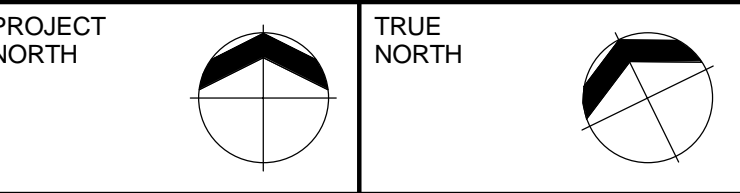
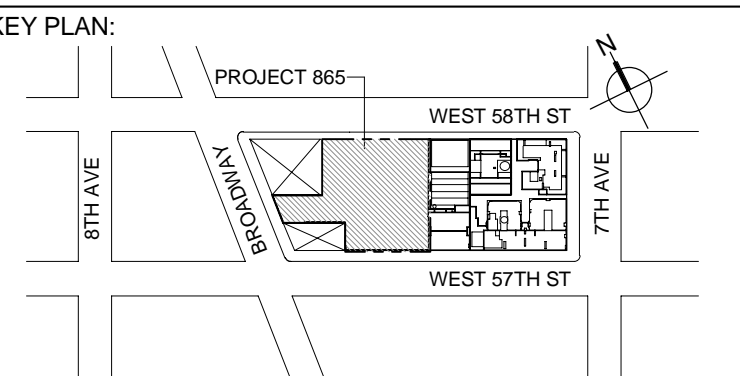
1 SUB CELLAR 2 FLOOR PLAN
1/8" = 1'-0"

PIPING NOTES:

1. RUN CONDENSATE LINE FROM AC UNITS TO NEAREST FLOOR DRAIN. COORDINATE WITH PLUMBING PLAN.
2. ALL PIPING SHALL BE INSULATED PER MECHANICAL SPECIFICATIONS.



1 SUB CELLAR 1 FLOOR PLAN
1/8" = 1'-0"



DEVELOPER:
EXTELL DEVELOPMENT COMPANY
805 THIRD AVENUE, 7TH FLOOR
New York, NY 10022 USA
TEL: 212 712 6000 FAX: 212 712 6100

DESIGN ARCHITECT: Base Building Shell & Core
ADRIAN SMITH + GORDON GILL ARCHITECTURE
111 WEST MONROE STREET SUITE 2300
CHICAGO, IL 60663
TEL: 312 925 1888 FAX: 312 920 1775

INTERIOR DESIGNER: Residential
Rottet Architecture and Design Studio, PLLC
238 Fifth Ave, 7th Floor
New York, NY 10001
TEL: 646 998 7000 FAX:

ARCHITECT OF RECORD: Base Building Shell, Core, & Residential
AJA ARCHITECTS, P.C.
401 Wellington St., W., 3rd Floor
Toronto, ON M5V 1E7 Canada
TEL: 416 967 1500 FAX: 416 967 7150

STRUCTURAL ENGINEERS:
WSP CANTOR SEINUK
228 EAST 45th Street
New York, NY 10017 USA
TEL: 212 657 9588 FAX: 646 487 5501

MEP ENGINEERS:
AKF GROUP
One Liberty Plaza, 165 Broadway
New York, NY 10006 USA
TEL: 212 354 5656 FAX: 212 354 5668

GEOTECHNICAL ENGINEERS:
Langan Engineering & Environmental Services
21 Penn Plaza - 360 West 37th Street, 8th Floor
New York, NY 10001-2277
TEL: 212 479 5400 FAX: 212 479 5444

CODE CONSULTANTS:
Construction Consulting Associates
100 Church Street
New York, NY 10007
TEL: 212 385 1810 FAX: 212 385 1911

CURTAINWALL CONSULTANT:
AJLP Consulting
40 Worth Street, Suite 826
New York, NY 10013
TEL: 212 757 5559 FAX: 646 219 8508

LANDMARK/PRESERVATION CONSULTANT:
Jan Hind Pokorny Associates, Inc.
39 West 37th Street, 12A
New York, NY 10018
TEL: 212 759 6462 FAX: 212 759 6540

No.	DESCRIPTION	DATE
1	ISSUED FOR SCHEMATIC DESIGN	04 APR 2014
2	ISSUED FOR DESIGN DEVELOPMENT	01 JUL 2014
3	ISSUED FOR DESIGN DEVELOPMENT	31 JUL 2014
4	CD PROGRESS ISSUE 1	15 OCT 2014
5	ISSUED FOR BID - MECHANICAL	15 OCT 2014
6	DOB SUBMISSION	19 DEC 2014

0 4'-0" 8'-0" 16'-0"

DOB SUBMISSION

Discrepancies must be reported immediately to the Architect before proceeding. Only figured dimensions are to be used. Contractors must check all dimensions on site. This drawing is protected by copyright.

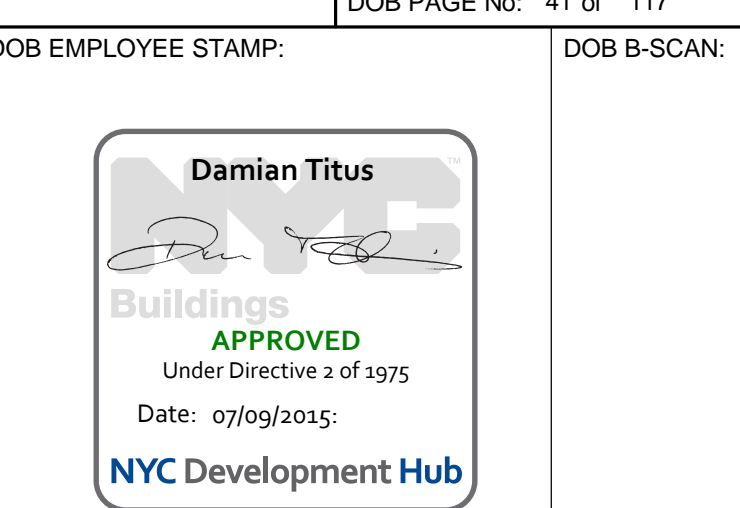
ALL DIMENSIONS ARE SHOWN IN IMPERIAL.

CONSULTANT:
AKF
1501 BROADWAY, SUITE 700
NEW YORK, NY 10036
T: 212 354 5656 F: 212 354 5668
Website: www.akfgroup.com

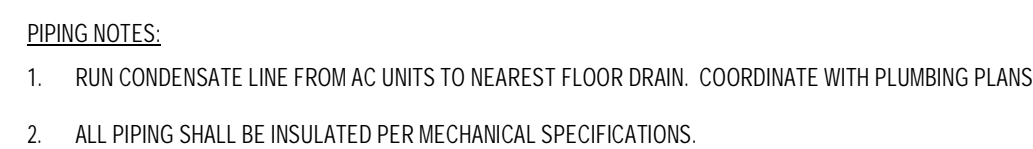
PROJECT:
217 WEST 57TH STREET
NEW YORK, NY

DRAWING TITLE:
MECHANICAL
SUB CELLAR 1 PLAN - PIPING

SEAL & SIGNATURE:	DATE: 04/04/14
PROJECT No: Y130747-000	REV: 6
DRAWN: MY	CHK: PHS
DWG No: M-202.00	SCALE: 1/8" = 1'-0"
DOB PAGE No: 41 of 117	DOB B-SCAN:

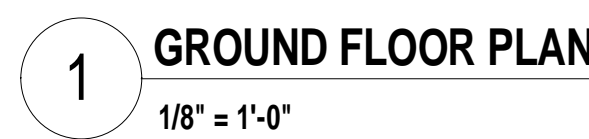


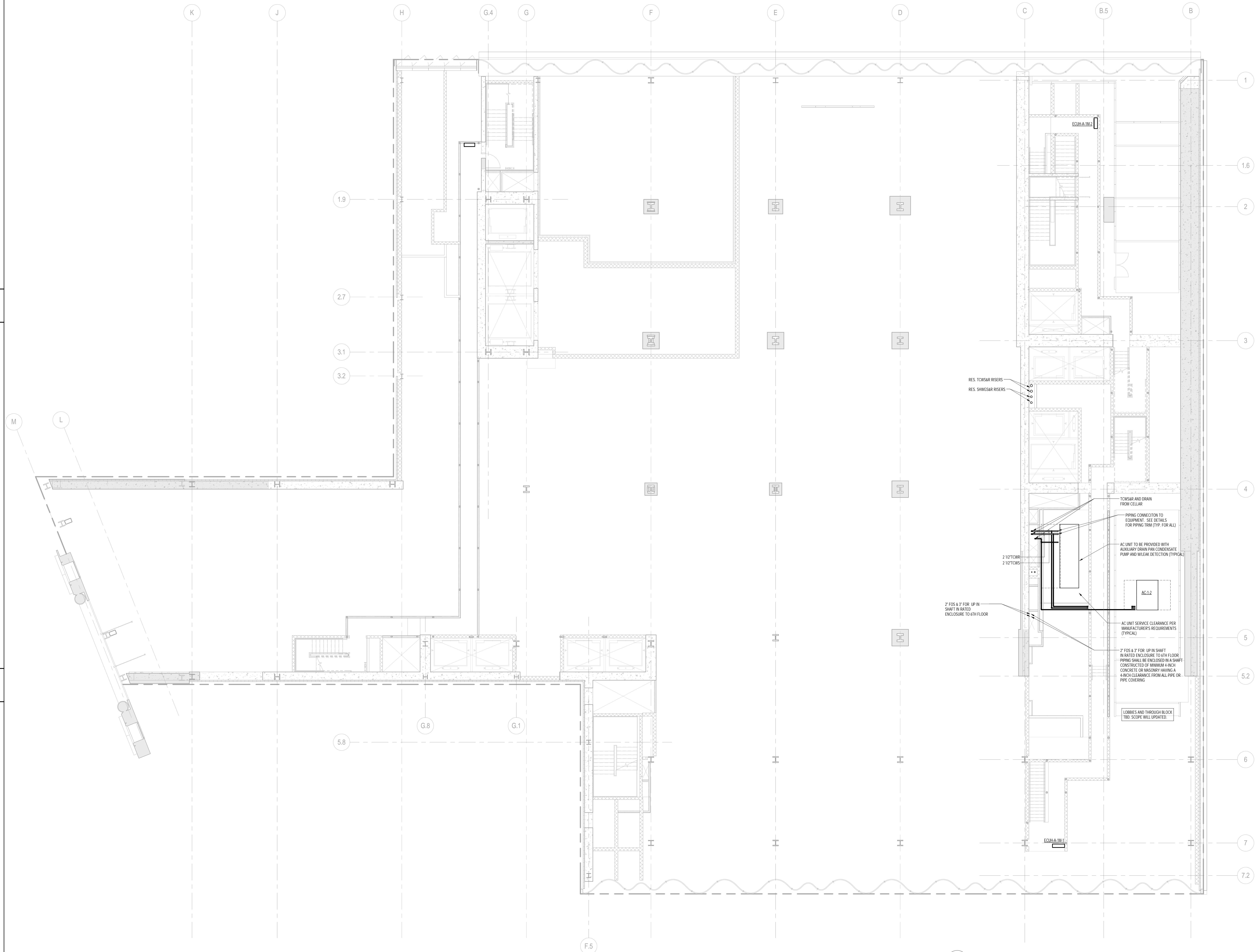
Damian Titus
Buildings
APPROVED
Under Directive 2 of 1975
Date: 07/09/2015
NYC Development Hub



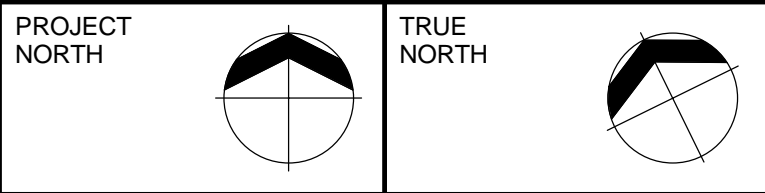
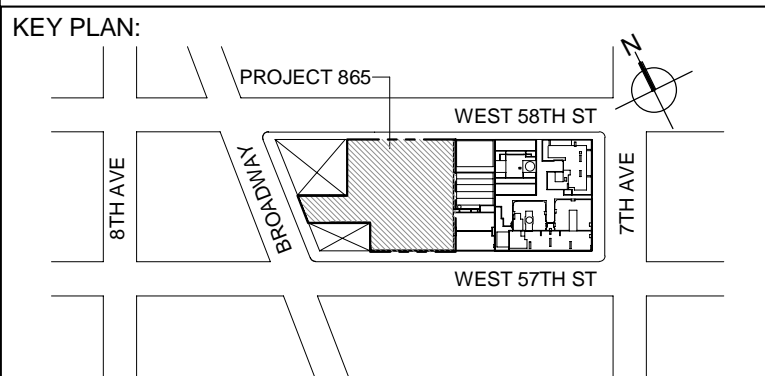
1 CELLA
1/8" = 1'-0"

KEY PLAN: 	
PROJECT NORTH 	TRUE NORTH
DEVELOPER: EXTELL DEVELOPMENT COMPANY 805 THIRD AVENUE, 7TH FLOOR NEW YORK, NY 10022 USA TEL: 212 712 6000 FAX: 212 712 6100	
DESIGN ARCHITECT: Base Building Shell & Core ADRIAN SMITH + GORDON GILL ARCHITECTURE 111 WEST MONROE STREET SUITE 2300 CHICAGO IL 60603 TEL: 312 620 1888 FAX: 312 920 1775	
INTERIOR DESIGNER: Residential Rotter Architecture and Design Studio, PLLC 258 Fifth Ave, 7th Floor New York, NY 10001 TEL: 646 998 7000 FAX:	
ARCHITECT OF RECORD: Base Building Shell, Core, & Residential AAI ARCHITECTS, P.C. 401 Wellington St. W., 3rd Floor Toronto, ON M5V 1E7 Canada TEL: 416 967 1500 FAX: 416 967 7150	
STRUCTURAL ENGINEERS: WSP CANOT SEINUK 228 EAST 45th Street New York, NY 10017 USA TEL: 212 687 8888 FAX: 646 487 5501	
MEP ENGINEERS: AKF GROUP One Liberty Plaza, 165 Broadway New York, NY 10006 USA TEL: 212 354 5656 FAX: 212 354 5668	
GEOTECHNICAL ENGINEERS: Langan Engineering & Environmental Services 21 Penn Plaza - 360 West 31st Street, 8th Floor New York, NY 10001-2727 TEL: 212 479 5400 FAX: 212 479 5444	
CODE CONSULTANTS: Construction Consulting Associates 100 Church Street New York, NY 10007 TEL: 212 385 1818 FAX: 212 385 1911	
CURTAINWALL CONSULTANT: A.J.P. Consulting 40 Worth Street, Suite 826 New York, NY 10013 TEL: 212 757 6559 FAX: 646 219 8508	
LANDMARK/PRESERVATION CONSULTANT: Jan Park Pomeroy Associates, Inc. 39 West 37th Street, 12A New York, NY 10018 TEL: 212 759 6462 FAX: 212 759 6540	
No.	DATE
1 ISSUED FOR SCHEMATIC DESIGN	04 APR 2014
2 ISSUED FOR DESIGN DEVELOPMENT	01 JUL 2014
3 ISSUED FOR DESIGN DEVELOPMENT	31 JUL 2014
4 CD PROGRESS ISSUE 1	15 OCT 2014
5 ISSUED FOR BID - MECHANICAL	15 OCT 2014
6 DOB SUBMISSION	19 DEC 2014
ALL DIMENSIONS ARE SHOWN IN IMPERIAL.	
CONSULTANT: <div style="text-align: center;"> 1501 BROADWAY, SUITE 700 NEW YORK, NY 10036 T: 212 354 5656 F: 212 354 5668 <small>Copyright © 2014 AKF Group. All Rights Reserved. No part of this publication may be reproduced without written permission from AKF Group.</small> </div>	
PROJECT: <div style="text-align: center;"> 217 WEST 57TH STREET NEW YORK, NY </div>	
DRAWING TITLE: <div style="text-align: center;"> MECHANICAL CELLAR PLAN - PIPING </div>	
SEAL & SIGNATURE: 	DATE: 04/24/14 PROJECT NO: Y130747-000 DRAWN BY: CHK: PHIS SCALE: As Indicated DWG NO: <div style="text-align: center; font-size: 24pt; font-weight: bold;">M-203.00</div> DOB PAGE NO: 42 of 117
DOB EMPLOYEE STAMP: <div style="text-align: center;"> APPROVED Under Direction of 5/15/15 Date: 07/09/2015 NYC Development Hub </div>	DOB B-SCAN:





1 GROUND FLOOR PLAN INTERMEDIATE
1/8" = 1'-0"



DEVELOPER:
EXTELL DEVELOPMENT COMPANY
805 THIRD AVENUE, 7TH FLOOR
New York, NY 10022 USA
TEL: 212 712 6000 FAX: 212 712 6100

DESIGN ARCHITECT: Base Building Shell & Core
ADRIAN SMITH + GORDON GILL ARCHITECTURE
111 WEST MONROE STREET SUITE 2300
CHICAGO, IL 60603
TEL: 312 925 1888 FAX: 312 920 1775

INTERIOR DESIGNER: Residential
Rottet Architecture and Design Studio, PLLC
238 Fifth Ave, 7th Floor
New York, NY 10001
TEL: 646 998 7000 FAX:

ARCHITECT OF RECORD: Base Building Shell, Core, & Residential
AJAJ ARCHITECTS, P.C.
401 Wellington St. W., 3rd Floor
Toronto, ON M5V 1E7 Canada
TEL: 416 967 1500 FAX: 416 967 7150

STRUCTURAL ENGINEERS:
WSP CANTOR SEINUK
228 EAST 46th Street
New York, NY 10017 USA
TEL: 212 687 8888 FAX: 646 487 5501

MEP ENGINEERS:
AKF GROUP
One Liberty Plaza, 165 Broadway
New York, NY 10006 USA
TEL: 212 354 5656 FAX: 212 354 5668

GEOTECHNICAL ENGINEERS:
Langan Engineering & Environmental Services
21 Penn Plaza - 360 West 37th Street, 8th Floor
New York, NY 10001-2727
TEL: 212 479 5400 FAX: 212 479 5444

CODE CONSULTANTS:
Construction Consulting Associates
100 Church Street
New York, NY 10007
TEL: 212 385 1818 FAX: 212 385 1911

CURTAINWALL CONSULTANT:
AJLP Consulting
40 Worth Street, Suite 828
New York, NY 10013
TEL: 212 757 5659 FAX: 646 219 8508

LANDMARK/PRESERVATION CONSULTANT:
Jan Hird Pokorny Associates, Inc.
39 West 37th Street, 12A
New York, NY 10018
TEL: 212 759 6462 FAX: 212 759 6540

No.	DESCRIPTION	DATE
1	ISSUED FOR SCHEMATIC DESIGN	04 APR 2014
2	ISSUED FOR DESIGN DEVELOPMENT	01 JUL 2014
3	ISSUED FOR DESIGN DEVELOPMENT	31 JUL 2014
4	CD PROGRESS ISSUE 1	15 OCT 2014
5	ISSUED FOR BID - MECHANICAL	15 OCT 2014
6	DOB SUBMISSION	19 DEC 2014

0 4'-0" 8'-0" 16'-0"

DOB SUBMISSION

Discrepancies must be reported immediately to the Architect before proceeding. Only figured dimensions are to be used. Contractors must check all dimensions on site. This drawing is protected by copyright.

ALL DIMENSIONS ARE SHOWN IN IMPERIAL.

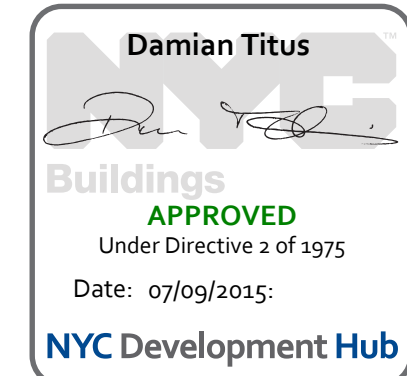
CONSULTANT:
AKF
1501 BROADWAY, SUITE 700
NEW YORK, NY 10006
T: 212 354 5656 F: 212 354 5668
WWW.AKF.COM


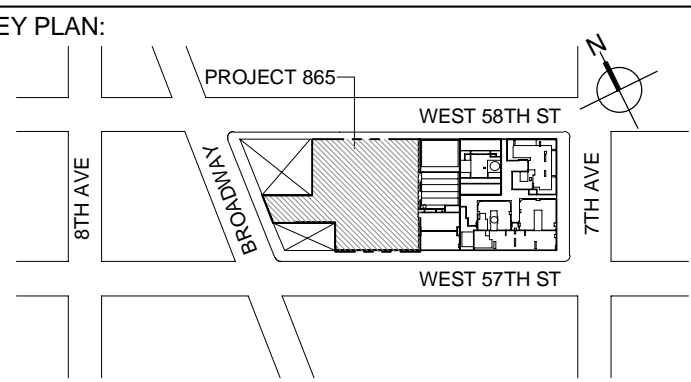
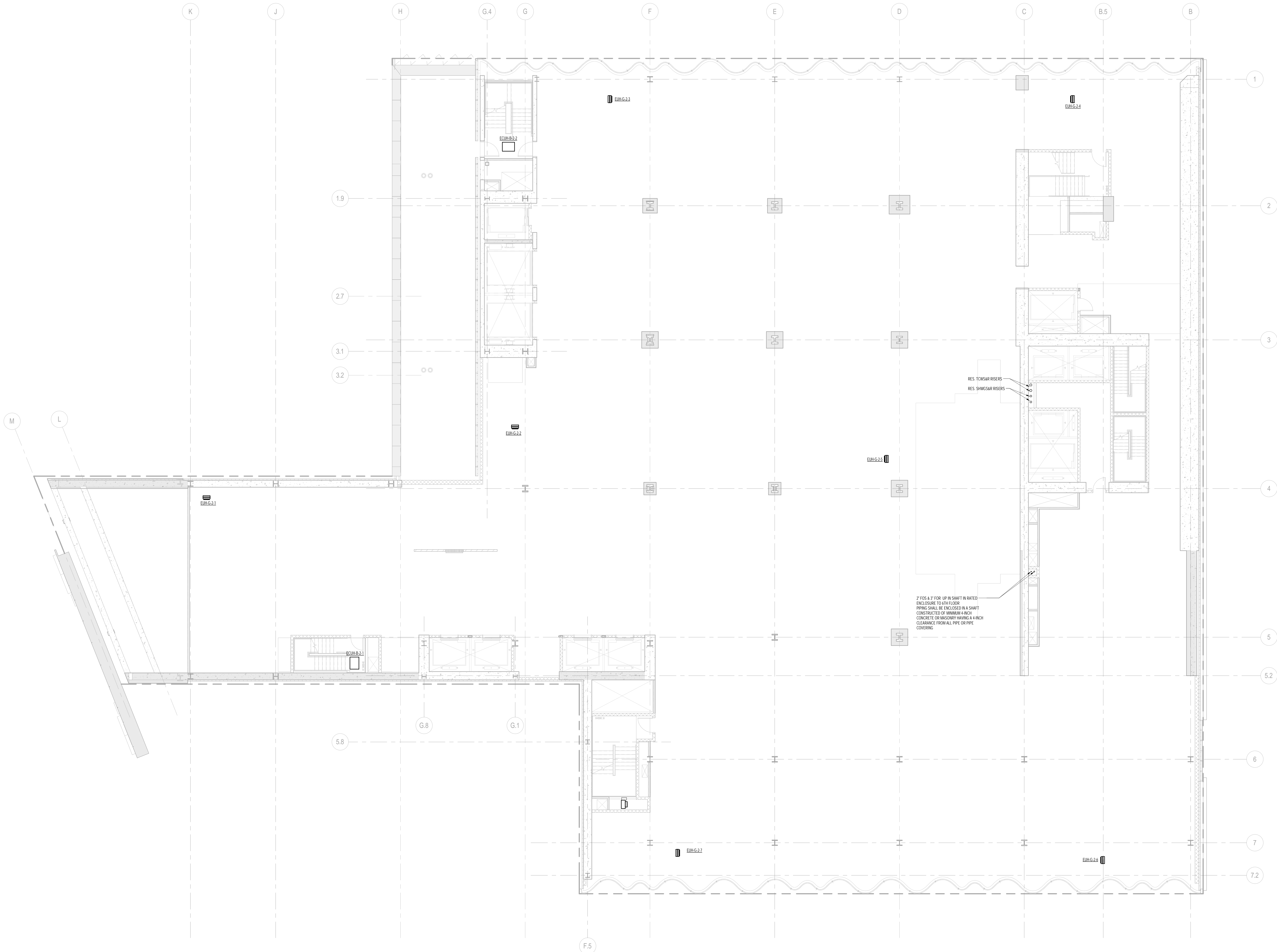
PROJECT:
217 WEST 57TH STREET
NEW YORK, NY

DRAWING TITLE:
**MECHANICAL
GROUND FLOOR PLAN
INTERMEDIATE - PIPING**

SEAL & SIGNATURE: [Signature] DATE: 04/04/14
PROJECT No: Y130747-000
DRAWN: MY REV: 6
CHK: PHS
SCALE: 1/8" = 1'-0"
DWG No: M-205.00

DOB PAGE No: 44 of 117
DOB EMPLOYEE STAMP: [Stamp] DOB B-SCAN: [Stamp]





DEVELOPER:
EXTELL DEVELOPMENT COMPANY
805 THIRD AVENUE, 7TH FLOOR
NEW YORK, NY 10022 USA
TEL: 212 712 6000 FAX: 212 712 6100

DESIGN ARCHITECT:
Base Building Shell & Core
ADRIAN SMITH + GORDON GILL ARCHITECTURE
111 WEST MONROE STREET SUITE 2300
CHICAGO, IL 60663
TEL: 312 925 1888 FAX: 312 920 1775

INTERIOR DESIGNER: Residential
Rottet Architecture and Design Studio, PLLC
238 Fifth Ave, 7th Floor
New York, NY 10001
TEL: 646 998 7000 FAX:

ARCHITECT OF RECORD: Base Building Shell, Core, & Residential
AJA ARCHITECTS, P.C.
401 Wellington St. W., 3rd Floor
Toronto, ON M5V 1E7 Canada
TEL: 416 967 1500 FAX: 416 967 7150

STRUCTURAL ENGINEERS:
WSP CANTOR SEINUK
228 EAST 45th Street
New York, NY 10017 USA
TEL: 212 657 9588 FAX: 646 487 5501

MEP ENGINEERS:
AKF GROUP
One Liberty Plaza, 165 Broadway
New York, NY 10006 USA
TEL: 212 354 5656 FAX: 212 354 5668

GEOTECHNICAL ENGINEERS:
Langan Engineering & Environmental Services
21 Penn Plaza - 360 West 37th Street, 8th Floor
New York, NY 10001-2727
TEL: 212 479 5400 FAX: 212 479 5444

CODE CONSULTANTS:
Construction Consulting Associates
100 Church Street
New York, NY 10007
TEL: 212 385 1810 FAX: 212 385 1911

CURTAINWALL CONSULTANT:
AJLP Consulting
40 Worth Street, Suite 826
New York, NY 10013
TEL: 212 757 5559 FAX: 646 219 8508

LANDMARK/PRESERVATION CONSULTANT:
Jan Hind Pokorny Associates, Inc.
39 West 37th Street, 12A
New York, NY 10018
TEL: 212 759 6462 FAX: 212 759 6540

No.	DESCRIPTION	DATE
1	ISSUED FOR SCHEMATIC DESIGN	04 APR 2014
2	ISSUED FOR DESIGN DEVELOPMENT	01 JUL 2014
3	ISSUED FOR DESIGN DEVELOPMENT	31 JUL 2014
4	CD PROGRESS ISSUE 1	15 OCT 2014
5	ISSUED FOR BID - MECHANICAL	15 OCT 2014
6	DOB SUBMISSION	19 DEC 2014

DOB SUBMISSION
Discrepancies must be reported immediately to the Architect before proceeding. Only figured dimensions are to be used. Corrections must check all dimensions on site. This drawing is protected by copyright.

ALL DIMENSIONS ARE SHOWN IN IMPERIAL.
CONSULTANT:
AKF
1501 BROADWAY, SUITE 700
NEW YORK, NY 10036
T: 212 354 5656 F: 212 354 5668
WWW.AKF.COM

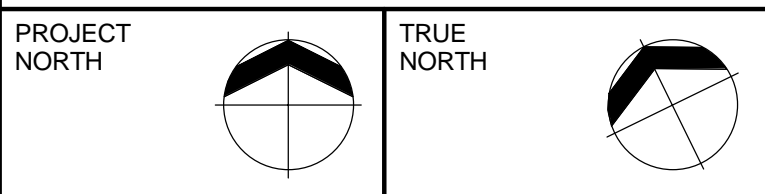
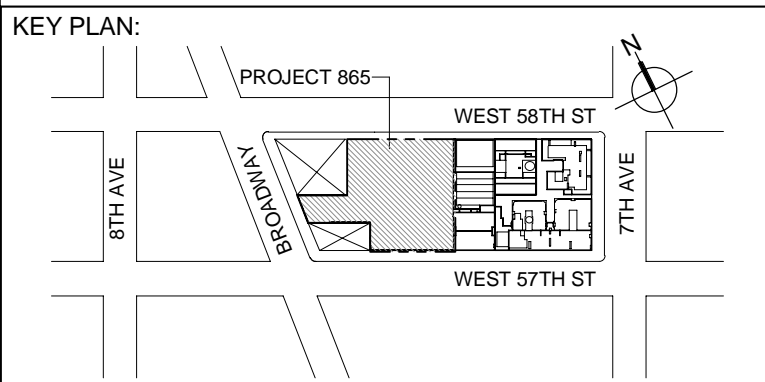
PROJECT:
217 WEST 57TH STREET
NEW YORK, NY

DRAWING TITLE:
MECHANICAL
2nd FLOOR PLAN - PIPING

SEAL & SIGNATURE: [Signature of Damian Titus]
DATE: 04/04/14
PROJECT No: Y130747-000
DRAWN: MY
CHK: PHS
SCALE: 1/8" = 1'-0"
DWG No: **M-206.00**

DOB PAGE No: 46 of 117
DOB EMPLOYEE STAMP:
Damian Titus
Buildings
APPROVED
Under Directive 2 of 1975
Date: 07/09/2015
NYC Development Hub

DOB B-SCAN:



DEVELOPER:
EXTELL DEVELOPMENT COMPANY
805 THIRD AVENUE, 7TH FLOOR
NEW YORK, NY 10022 USA
TEL: 212 712 6000 FAX: 212 712 6100

DESIGN ARCHITECT: Base Building Shell & Core
ADRIAN SMITH + GORDON GILL ARCHITECTURE
111 WEST MONROE STREET SUITE 2300
CHICAGO, IL 60663
TEL: 312 925 1888 FAX: 312 920 1775

INTERIOR DESIGNER: Residential
Rottet Architecture and Design Studio, PLLC
238 Fifth Ave, 7th Floor
New York, NY 10001
TEL: 646 998 7000 FAX:

ARCHITECT OF RECORD: Base Building Shell, Core, & Residential
AJA ARCHITECTS, P.C.
401 Wellington St. W., 3rd Floor
Toronto, ON M5V 1E7 Canada
TEL: 416 967 1500 FAX: 416 967 7150

STRUCTURAL ENGINEERS:
WSP CANTOR SEINUK
228 EAST 45th Street
New York, NY 10017 USA
TEL: 212 657 8588 FAX: 646 487 5501

MEP ENGINEERS:
AKF GROUP
One Liberty Plaza, 165 Broadway
New York, NY 10006 USA
TEL: 212 354 5656 FAX: 212 354 5668

GEOTECHNICAL ENGINEERS:
Langan Engineering & Environmental Services
21 Penn Plaza - 360 West 37th Street, 8th Floor
New York, NY 10001-2277
TEL: 212 479 5400 FAX: 212 479 5444

CODE CONSULTANTS:
Construction Consulting Associates
100 Church Street
New York, NY 10007
TEL: 212 385 1818 FAX: 212 385 1911

CURTAINWALL CONSULTANT:
AJLP Consulting
40 Worth Street, Suite 826
New York, NY 10013
TEL: 212 757 5559 FAX: 646 219 8508

LANDMARK/PRESERVATION CONSULTANT:
Jan Hind Pokorny Associates, Inc.
39 West 37th Street, 12A
New York, NY 10018
TEL: 212 759 6462 FAX: 212 759 6540

No.	DESCRIPTION	DATE
1	ISSUED FOR SCHEMATIC DESIGN	04 APR 2014
2	ISSUED FOR DESIGN DEVELOPMENT	01 JUL 2014
3	ISSUED FOR DESIGN DEVELOPMENT	31 JUL 2014
4	CD PROGRESS ISSUE 1	15 OCT 2014
5	ISSUED FOR BID - MECHANICAL	15 OCT 2014
6	DOB SUBMISSION	19 DEC 2014

0 4' - 0" 8' - 0" 16' - 0"

DOB SUBMISSION


Discrepancies must be reported immediately to the Architect before proceeding. Only figured dimensions are to be used. Contractors must check all dimensions on site. This drawing is protected by copyright.


ALL DIMENSIONS ARE SHOWN IN IMPERIAL.

CONSULTANT:
AKF
1501 BROADWAY, SUITE 700
NEW YORK, NY 10036
T: 212 354 5656 F: 212 354 5668
WWW.AKF.COM

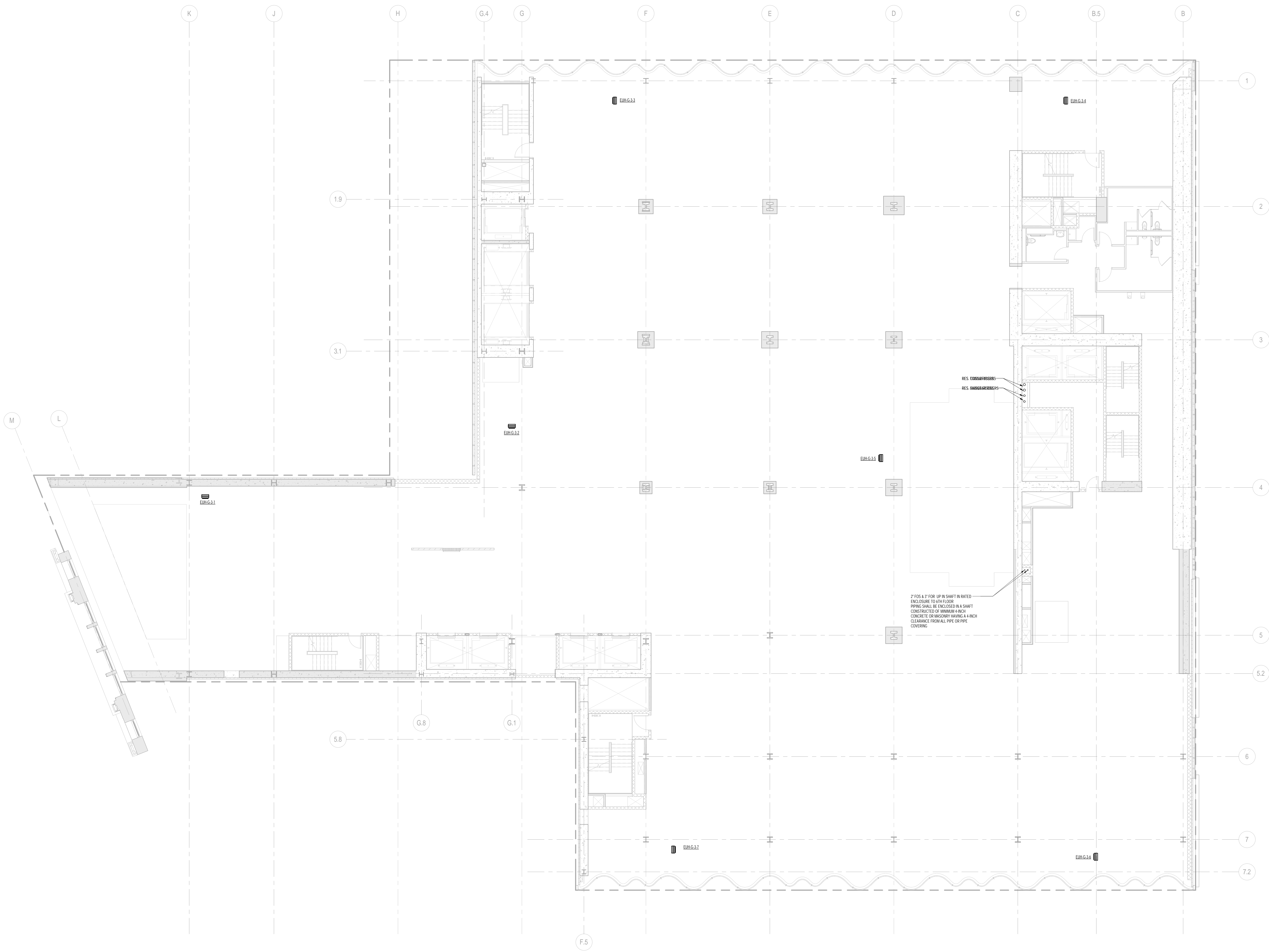
PROJECT:
217 WEST 57TH STREET
NEW YORK, NY

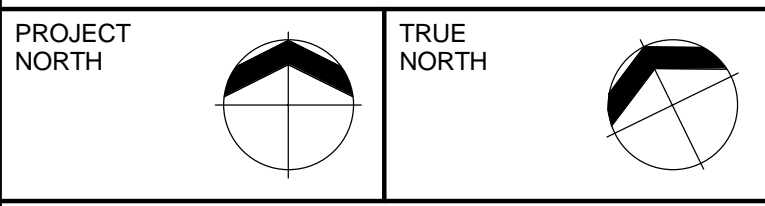
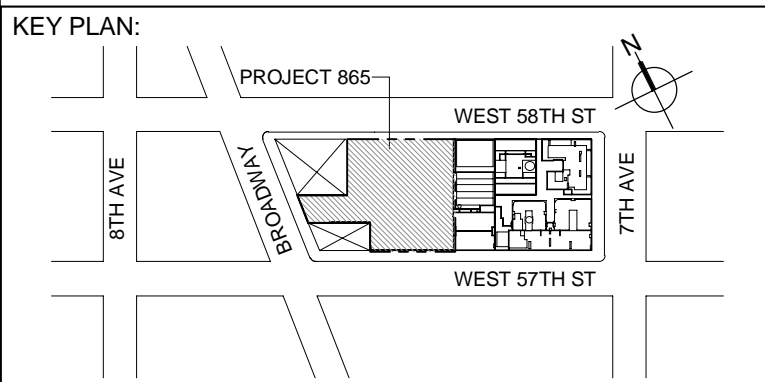
DRAWING TITLE:
MECHANICAL
3rd FLOOR PLAN - PIPING

SEAL & SIGNATURE:  DATE: 04/04/14
PROJECT No: Y130747-000
DRAWN: MY REV: 6
CHK: PHS
SCALE: 1/8" = 1'-0"
DWG No: **M-207.00**

DOB PAGE No: 46 of 117
DOB EMPLOYEE STAMP:  DOB S-SCAN:

1 3rd FLOOR PLAN
1/8" = 1'-0"





DEVELOPER:
EXTELL DEVELOPMENT COMPANY
805 THIRD AVENUE, 7TH FLOOR
New York, NY 10022 USA
TEL: 212 712 6000 FAX: 212 712 6100

DESIGN ARCHITECT: Base Building Shell & Core
ADRIAN SMITH + GORDON GILL ARCHITECTURE
111 WEST MONROE STREET SUITE 2300
CHICAGO IL 60663
TEL: 312 925 1888 FAX: 312 920 1775

INTERIOR DESIGNER: Residential
Rottet Architecture and Design Studio, PLLC
238 Fifth Ave, 7th Floor
New York, NY 10001
TEL: 646 998 7000 FAX:

ARCHITECT OF RECORD: Base Building Shell, Core, & Residential
AJA ARCHITECTS, P.C.
401 Wellington St. W., 3rd Floor
Toronto, ON M5V 1E7 Canada
TEL: 416 967 1500 FAX: 416 967 7150

STRUCTURAL ENGINEERS:
WSP CANTOR SEINUK
228 EAST 45th Street
New York, NY 10017 USA
TEL: 212 697 9988 FAX: 646 487 5501

MEP ENGINEERS:
AKF GROUP
One Liberty Plaza, 165 Broadway
New York, NY 10006 USA
TEL: 212 354 5656 FAX: 212 354 5668

GEOTECHNICAL ENGINEERS:
Langan Engineering & Environmental Services
21 Penn Plaza - 360 West 37th Street, 8th Floor
New York, NY 10001-2277
TEL: 212 479 5400 FAX: 212 479 5444

CODE CONSULTANTS:
Construction Consulting Associates
100 Church Street
New York, NY 10007
TEL: 212 385 1810 FAX: 212 385 1911

CURTAINWALL CONSULTANT:
AJLP Consulting
40 Worth Street, Suite 826
New York, NY 10013
TEL: 212 757 5559 FAX: 646 219 8508

LANDMARK/PRESERVATION CONSULTANT:
Jan Hind Pokorny Associates, Inc.
39 West 37th Street, 12A
New York, NY 10018
TEL: 212 759 6462 FAX: 212 759 6540

No.	DESCRIPTION	DATE
1	ISSUED FOR SCHEMATIC DESIGN	04 APR 2014
2	ISSUED FOR DESIGN DEVELOPMENT	01 JUL 2014
3	ISSUED FOR DESIGN DEVELOPMENT	31 JUL 2014
4	CD PROGRESS ISSUE 1	15 OCT 2014
5	ISSUED FOR BID - MECHANICAL	15 OCT 2014
6	DOB SUBMISSION	19 DEC 2014

0 4' - 0" 8' - 0" 16' - 0"

DOB SUBMISSION

Discrepancies must be reported immediately to the Architect before proceeding. Only figured dimensions are to be used. Corrections must check all dimensions on site. This drawing is protected by copyright.

ALL DIMENSIONS ARE SHOWN IN IMPERIAL.

CONSULTANT:
AKF
1501 BROADWAY, SUITE 700
NEW YORK, NY 10036
T: 212 354 5656 F: 212 354 5668
Website: www.akfgroup.com

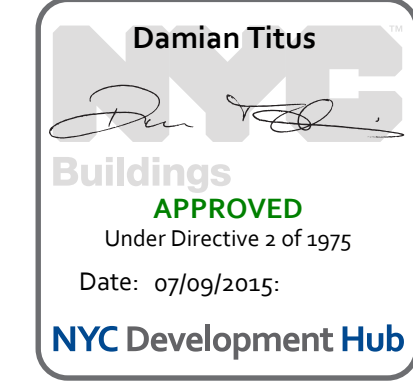
PROJECT:
217 WEST 57TH STREET
NEW YORK, NY

DRAWING TITLE:
MECHANICAL
4th FLOOR PLAN - PIPING

SEAL & SIGNATURE:	DATE: 04/04/14	
	PROJECT No: Y130747-000	
	DRAWN: MY	REV:
	CHK: PHS	6
	SCALE: 1/8" = 1'-0"	
DWG No:	M-208.00	

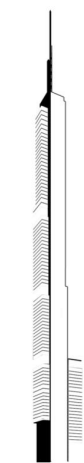
DOB PAGE No: 47 of 117

DOB EMPLOYEE STAMP: DOB B-SCAN:

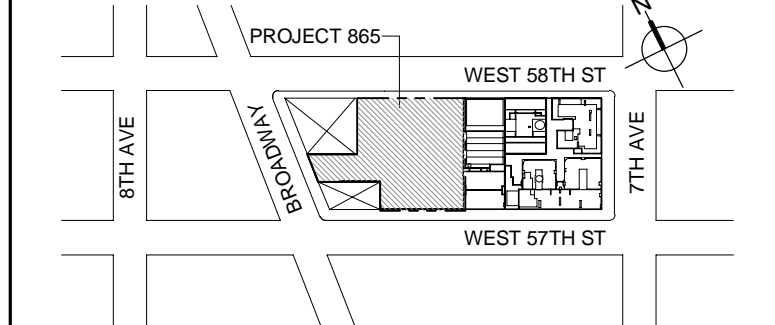


1 4th FLOOR PLAN
1/8" = 1'-0"

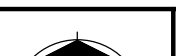
1 5th FLOOR PLAN
1/8" = 1'-0"



KEY PLAN



PROJECT



TRUE



DEVELOP

ER:
EXTELL DEVELOPMENT COMPANY
805 THIRD AVENUE, 7TH FLOOR
New York, NY 10022 USA
TEL: 212 712 6000 FAX: 212 712 6100

DESIGN ARCHITECT:	Base Building Shell & Core
-------------------	----------------------------

RIAN SMITH + GORDON GILL ARCHITECTURE
111 WEST MONROE STREET SUITE 2300
CHICAGO IL 60603
TEL: 312 920 1888 FAX: 312 920 1775

INTERIOR DESIGNER: Residential
Bottet Architecture and Design Studio, PLLC

298 Fifth Ave, 7th Floor
New York, NY 10001
TEL: 646 998 7000 FAX:

ARCHITECT OF RECORD: Base Building Shell, Core, & Residential
AAI ARCHITECTS, P.C.
401 Wellington St. W., 3rd Floor
Toronto, ON M5V 1E7 Canada
TEL: 416 967 1500 FAX: 416 967 7150

STRUCTURAL ENGINEERS:
WILLIAM CANTOR DESIGN

WSP CANTOR SEINUK
228 EAST 45th Street
New York, NY 10017 USA
TEL: 212 687 9888 FAX: 646 487 5501

MEP ENGINEERS: **AKE GROUP**

One Liberty Plaza, 165 Broadway
New York, NY 10006 USA
TEL: 212 354 5656 FAX: 212 354 5668

GEOTECHNICAL ENGINEERS:
Langan Engineering & Environmental Services

TEL: 212 479 5400 FAX: 212 479 5444

CODE CONSULTANTS:
Construction Consulting Associates

100 Church Street
New York, NY 10007
TEL: 212 385 1818 FAX: 212 385 1911

AJLP Consulting

40 Worth Street, Suite 826
New York, NY 10013
TEL: 212 757 5659 FAX: 646 219 8508

Jan Hird Pokorny Associates, Inc.
28 West 27th Street, 12A

39 West 37th Street, 12A
New York, NY 10018
TEL: 212 759 6462 FAX: 212 759 6540

NO.	DESCRIPTION	DATE
1	ISSUED FOR SCHEMATIC DESIGN	04 APR 2014
2	ISSUED FOR DESIGN DEVELOPMENT	01 JUL 2014
3	ISSUED FOR DESIGN DEVELOPMENT	31 JUL 2014
4	CD PROGRESS ISSUE 1	15 OCT 2014
5	ISSUED FOR BID - MECHANICAL	15 OCT 2014
6	DOB SUBMISSION	19 DEC 2014

0 4' - 0" 8' - 0" 16' - 0"

DOB SUBMISSION

Discrepancies must be reported immediately to the Architect before proceeding. Only figured dimensions are to be used. Contractors must check all dimensions on site. This drawing is protected by copyright.

ALL DIMENSIONS ARE SHOWN IN IMPERIAL.

CONSULTANT: AVE

ART
1501 BROADWAY, SUITE 700
NEW YORK, NY 10036
T: 212.354.5656 F: 212.354.5668
Atlanta / Boston / Miami City / Minneapolis / New York
Philadelphia / Phoenix / Puerto Rico / Toronto / Stamford

PROJECT:

217 WEST 57TH STREET
NEW YORK, NY

DRAWING TITLE:

MECHANICAL

1st FLOOR PLAN - PIPING

SEAL & SIGNATURE:	DATE:	04/04/14
-------------------	-------	----------

PROJECT No:	Y130747-000
-------------	-------------

DRAWN: MY	REV:
-----------	------

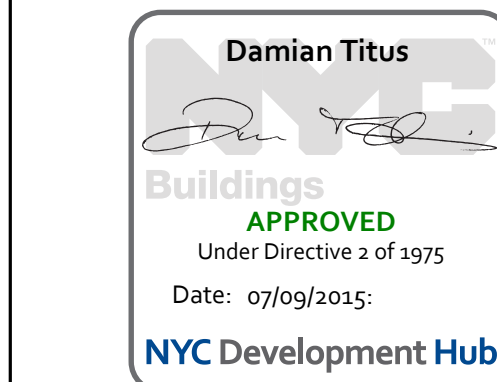
CHK:	PHS	6

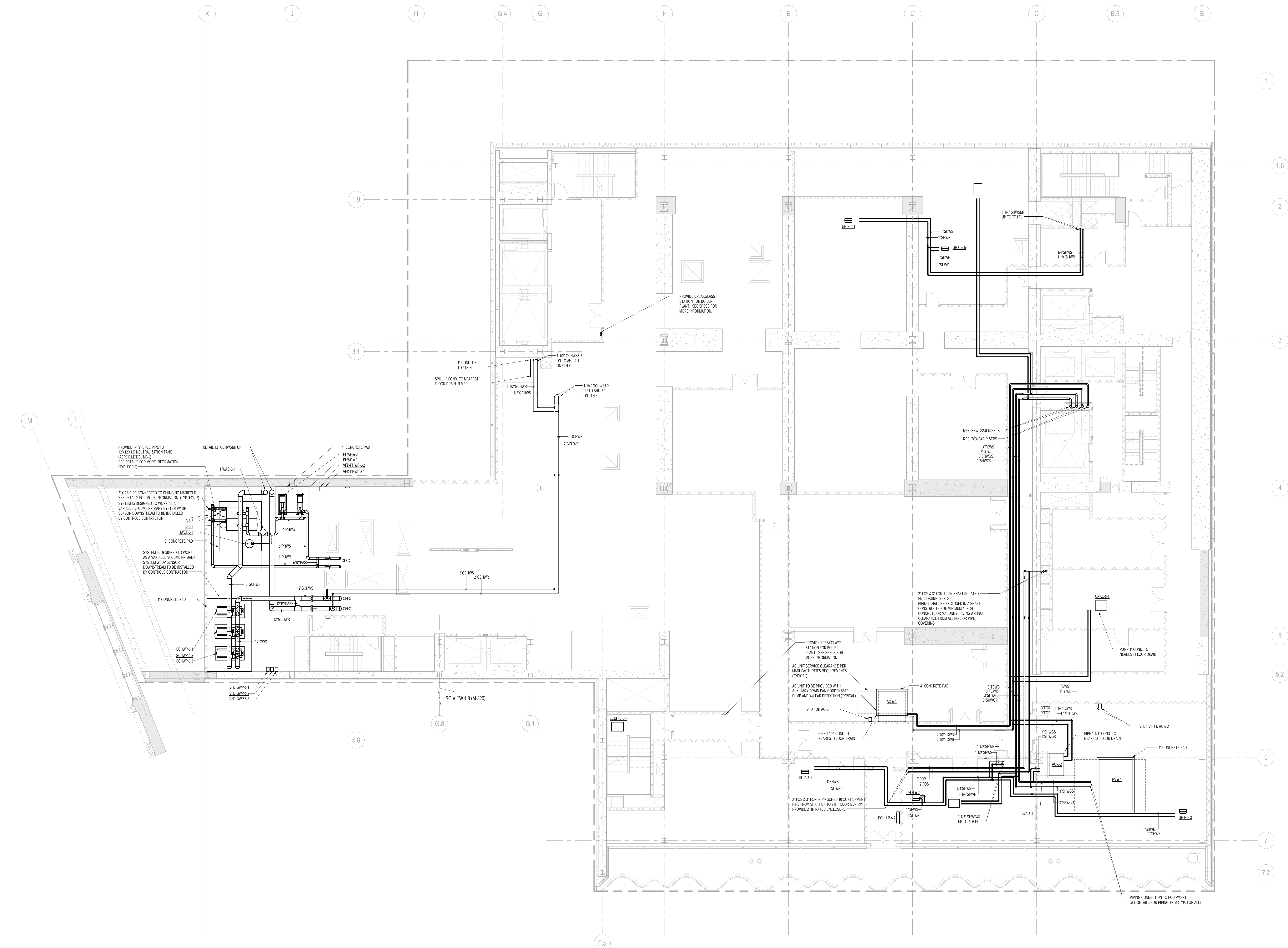
SCALE: 1/8" = 1'-0"

M 200.00

DOB EMPLOYEE STAMP:		DOB PAGE No: 48 of 117
DOB R SCAN:		

DOB B SCAN:

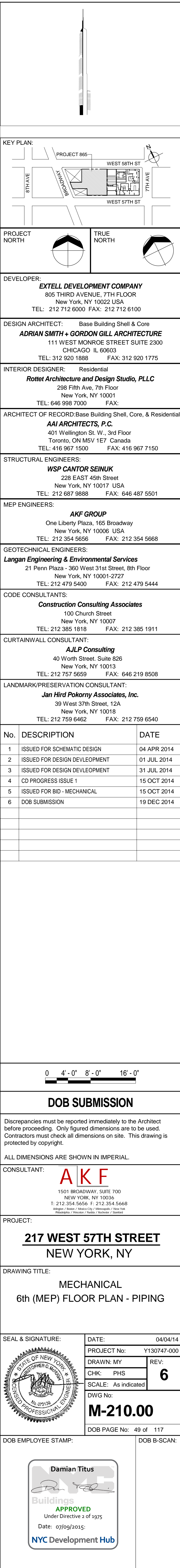


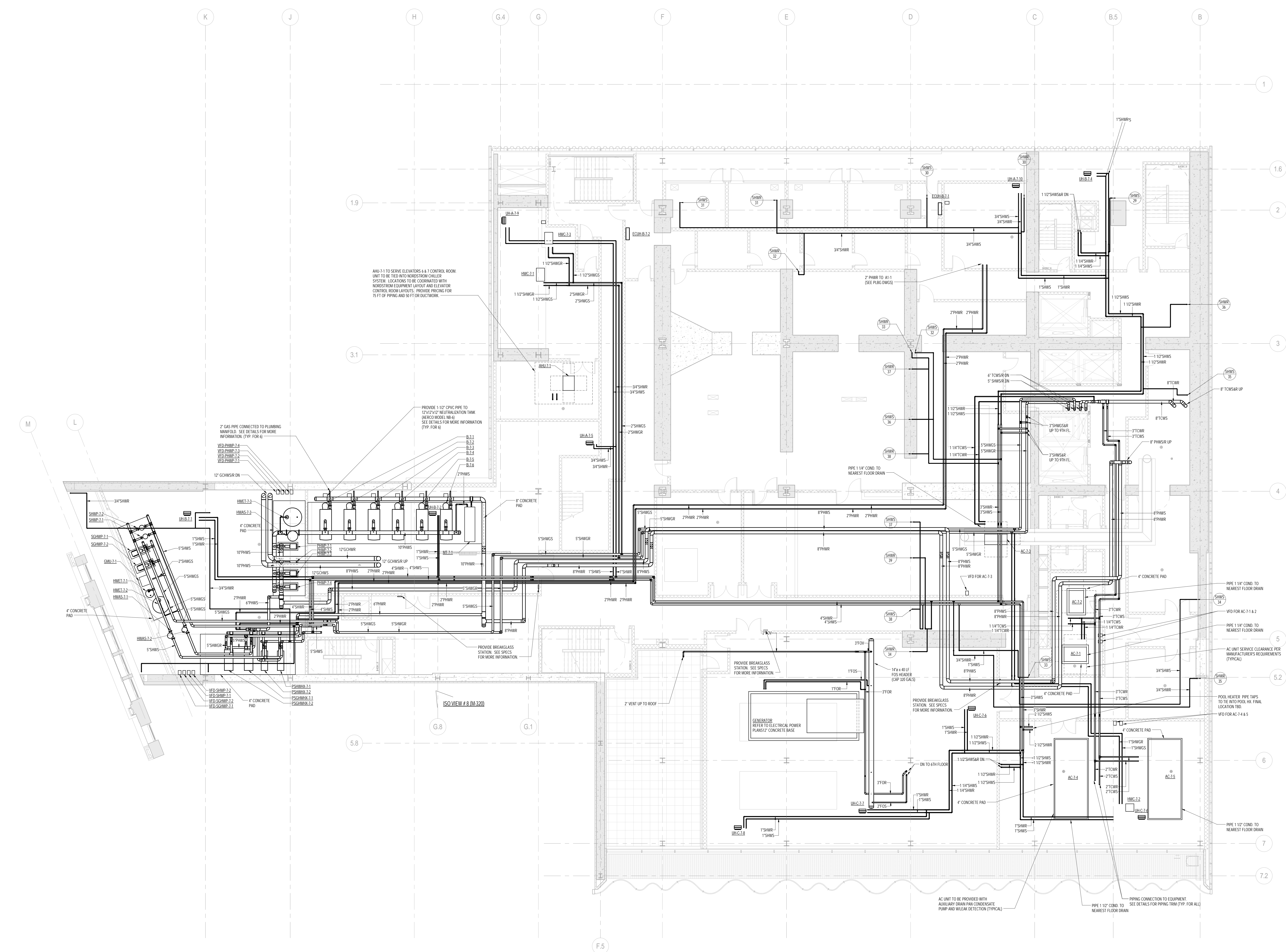


1 6th FLOOR PLAN
1/8" = 1'-0"

PIPING NOTES:

1. RUN CONDENSATE LINE FROM AC UNITS TO NEAREST FLOOR DRAIN. COORDINATE WITH PLUMBING PLANS.
2. ALL PIPING SHALL BE INSULATED PER MECHANICAL SPECIFICATIONS.





1 7th FLOOR PLAN
1/8" = 1'-0"

- BEING NOTES:
1. RUN CONDENSATE LINE FROM AC UNITS TO NEAREST FLOOR DRAIN. COORDINATE WITH PLUMBING PLANS.
 2. ALL PIPING SHALL BE INSULATED PER MECHANICAL SPECIFICATIONS.

KEY PLAN:

PROJECT NORTH

TRUE NORTH

DEVELOPER:

EXTELL DEVELOPMENT COMPANY
805 THIRD AVENUE, 7TH FLOOR
NEW YORK, NY 10022 USA
TEL: 212 712 6000 FAX: 212 712 6100

DESIGN ARCHITECT:

Base Building Shell & Core
ADRIAN SMITH + GORDON GILL ARCHITECTURE
111 WEST MONROE STREET SUITE 2300
CHICAGO IL 60603
TEL: 312 925 1888 FAX: 312 920 1775

INTERIOR DESIGNER:

Residential
Rotet Architecture and Design Studio, PLLC
238 Fifth Ave, 7th Floor
New York, NY 10001
TEL: 646 998 7000 FAX:

ARCHITECT OF RECORD: Base Building Shell, Core, & Residential
AJAJ ARCHITECTS, P.C.
401 Wellington St. W., 3rd Floor
Toronto, ON M5V 1E7 Canada
TEL: 416 967 1500 FAX: 416 967 7150

STRUCTURAL ENGINEERS:

WSP CANTOR SEINUK
228 EAST 46th Street
New York, NY 10017 USA
TEL: 212 687 8888 FAX: 646 487 5501

MEP ENGINEERS:

AKF GROUP
One Liberty Plaza, 165 Broadway
New York, NY 10006 USA
TEL: 212 354 5656 FAX: 212 354 5668

GEOTECHNICAL ENGINEERS:

Langan Engineering & Environmental Services
21 Penn Plaza - 360 West 37th Street, 8th Floor
New York, NY 10001-2727
TEL: 212 479 5400 FAX: 212 479 5444

CODE CONSULTANTS:

Construction Consulting Associates
100 Church Street
New York, NY 10007
TEL: 212 385 1818 FAX: 212 385 1911

CURTAINWALL CONSULTANT:

AJLP Consulting
40 Worth Street, Suite 828
New York, NY 10013
TEL: 212 757 8659 FAX: 646 219 8508

LANDMARK/PRESERVATION CONSULTANT:

Jan Hird Pokorny Associates, Inc.
39 West 37th Street, 12A
New York, NY 10018
TEL: 212 759 6462 FAX: 212 759 6540

No.	DESCRIPTION	DATE
1	ISSUED FOR SCHEMATIC DESIGN	04 APR 2014
2	ISSUED FOR DESIGN DEVELOPMENT	01 JUL 2014
3	ISSUED FOR DESIGN DEVELOPMENT	31 JUL 2014
4	CD PROGRESS ISSUE 1	15 OCT 2014
5	ISSUED FOR BID - MECHANICAL	15 OCT 2014
6	DOB SUBMISSION	19 DEC 2014

0 4'-0" 8'-0" 16'-0"

DOB SUBMISSION

Discrepancies must be reported immediately to the Architect before proceeding. Only figured dimensions are to be used. Contractors must check all dimensions on site. This drawing is protected by copyright.

ALL DIMENSIONS ARE SHOWN IN IMPERIAL.

CONSULTANT:

AKF
1501 BROADWAY, SUITE 700
NEW YORK, NY 10020
T: 212 354 5656 F: 212 354 5668
WWW.AKFENGINEERS.COM

PROJECT:

**217 WEST 57TH STREET
NEW YORK, NY**

DRAWING TITLE:

**MECHANICAL
7th (MEP) FLOOR PLAN - PIPING**

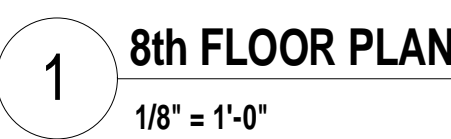
SEAL & SIGNATURE:

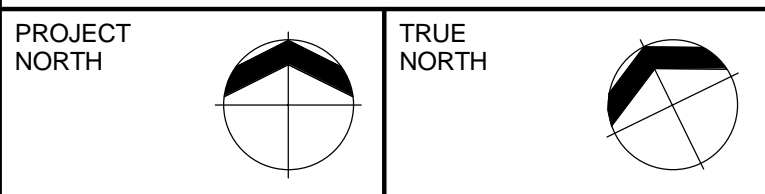
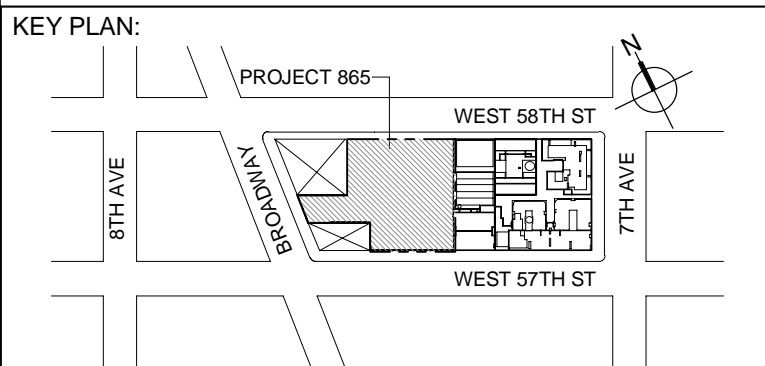
DATE: 04/04/14
PROJECT No: Y130747-000
DRAWN: MY
CHK: PHS
SCALE: As Indicated
DWG No: **M-211.00**

DOB EMPLOYEE STAMP: 50 of 117
DOB B-SCAN:

Damian Titus

APPROVED
Under Directive 2 of 1975
Date: 07/09/2015
NYC Development Hub





DEVELOPER:
EXTELL DEVELOPMENT COMPANY
805 THIRD AVENUE, 7TH FLOOR
New York, NY 10022 USA
TEL: 212 712 6000 FAX: 212 712 6100

DESIGN ARCHITECT: Base Building Shell & Core
ADRIAN SMITH + GORDON GILL ARCHITECTURE
111 WEST MONROE STREET SUITE 2300
CHICAGO IL 60663
TEL: 312 925 1888 FAX: 312 920 1775

INTERIOR DESIGNER: Residential
Rotter Architecture and Design Studio, PLLC
238 Fifth Ave, 7th Floor
New York, NY 10001
TEL: 646 998 7000 FAX:

ARCHITECT OF RECORD: Base Building Shell, Core, & Residential
AJA ARCHITECTS, P.C.
401 Wellington St., 3rd Floor
Toronto, ON M5V 1E7 Canada
TEL: 416 967 1500 FAX: 416 967 7150

STRUCTURAL ENGINEERS:
WSP CANTOR SEINUK
228 EAST 45th Street
New York, NY 10017 USA
TEL: 212 697 9588 FAX: 646 487 5501

MEP ENGINEERS:
AKF GROUP
One Liberty Plaza, 165 Broadway
New York, NY 10006 USA
TEL: 212 354 5656 FAX: 212 354 5668

GEOTECHNICAL ENGINEERS:
Langan Engineering & Environmental Services
21 Penn Plaza - 360 West 37th Street, 8th Floor
New York, NY 10001-2727
TEL: 212 479 5400 FAX: 212 479 5444

CODE CONSULTANTS:
Construction Consulting Associates
100 Church Street
New York, NY 10007
TEL: 212 385 1810 FAX: 212 385 1911

CURTAINWALL CONSULTANT:
AJLP Consulting
40 Worth Street, Suite 826
New York, NY 10013
TEL: 212 757 5559 FAX: 646 219 8508

LANDMARK/PRESERVATION CONSULTANT:
Jan Hind Pokorny Associates, Inc.
39 West 37th Street, 12A
New York, NY 10018
TEL: 212 759 6462 FAX: 212 759 6540

No.	DESCRIPTION	DATE
1	ISSUED FOR SCHEMATIC DESIGN	04 APR 2014
2	ISSUED FOR DESIGN DEVELOPMENT	01 JUL 2014
3	ISSUED FOR DESIGN DEVELOPMENT	31 JUL 2014
4	CD PROGRESS ISSUE 1	15 OCT 2014
5	ISSUED FOR BID - MECHANICAL	15 OCT 2014
6	DOB SUBMISSION	19 DEC 2014

0 4' - 0" 8' - 0" 16' - 0"

DOB SUBMISSION


Discrepancies must be reported immediately to the Architect before proceeding. Only figured dimensions are to be used. Contractors must check all dimensions on site. This drawing is protected by copyright.

ALL DIMENSIONS ARE SHOWN IN IMPERIAL.

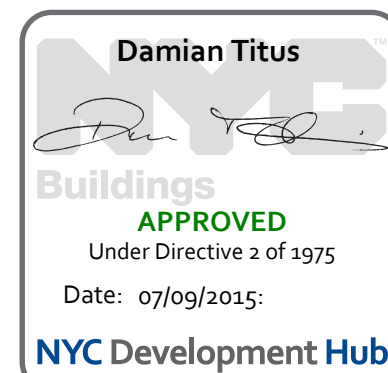
CONSULTANT:
AKF
1501 BROADWAY, SUITE 700
NEW YORK, NY 10036
T: 212 354 5656 F: 212 354 5668
WWW.AKF-ENGINEERS.COM

PROJECT:
217 WEST 57TH STREET
NEW YORK, NY

DRAWING TITLE:
MECHANICAL
8th MEZZANINE and 9th FLOOR
PLANS - PIPING

SEAL & SIGNATURE:	DATE: 04/04/14	
	PROJECT No: Y130747-000	
	DRAWN: MY	REV:
	CHK: PHS	6
	SCALE: As indicated	
	DWG No:	
	M-214.00	

DOB PAGE No: 52 of 117
DOB EMPLOYEE STAMP: DOB B-SCAN:



2 8th FLOOR INTERMEDIATE PLAN
1/8" = 1'-0"

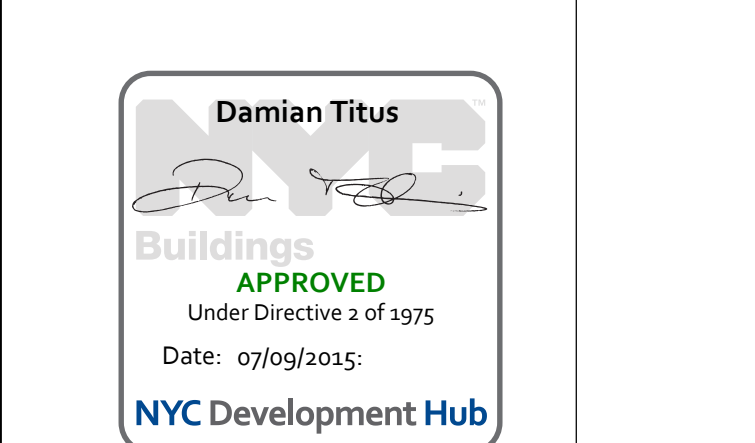
1 9th FLOOR PLAN
1/8" = 1'-0"

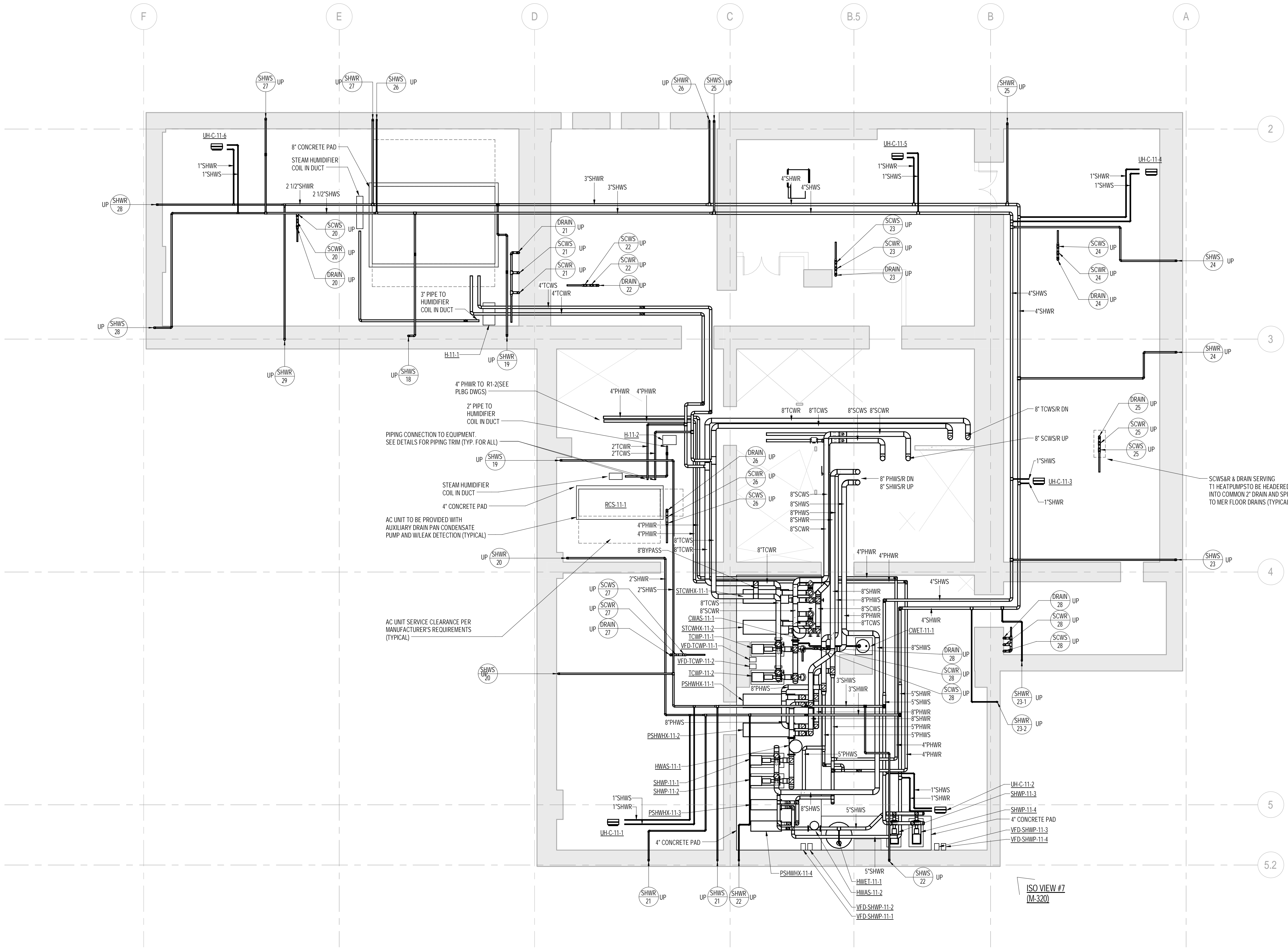
PIPING NOTES:

1. RUN CONDENSATE LINE FROM AC UNITS TO NEAREST FLOOR DRAIN. COORDINATE WITH PLUMBING PLANS.
2. ALL PIPING SHALL BE INSULATED PER MECHANICAL SPECIFICATIONS.



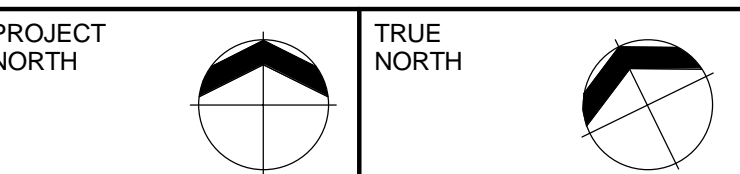
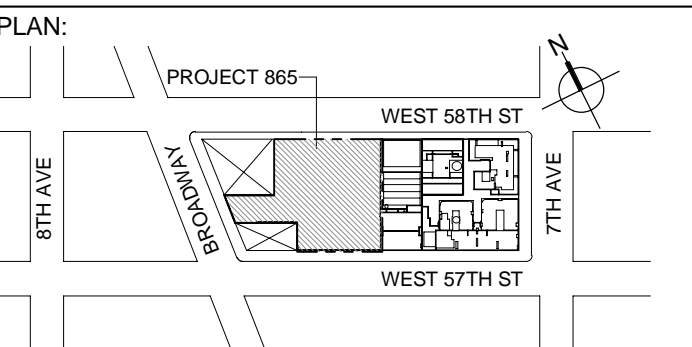
1 10th FLOOR PLAN
1/8" = 1'-0"





1 11th FLOOR PLAN
1/8" = 1'-0"

PIPING NOTES:
1. RUN CONDENSATE LINE FROM AC UNITS TO NEAREST FLOOR DRAIN. COORDINATE WITH PLUMBING PLANS.
2. ALL PIPING SHALL BE INSULATED PER MECHANICAL SPECIFICATIONS.



DEVELOPER:
EXTELL DEVELOPMENT COMPANY
805 THIRD AVENUE, 7TH FLOOR
New York, NY 10022 USA
TEL: 212 712 6000 FAX: 212 712 6100

DESIGN ARCHITECT: Base Building Shell & Core
ADRIAN SMITH + GORDON GILL ARCHITECTURE
111 WEST MONROE STREET SUITE 2300
CHICAGO, IL 60603
TEL: 312 925 1888 FAX: 312 920 1775

INTERIOR DESIGNER: Residential
Rotter Architecture and Design Studio, PLLC
238 Fifth Ave, 7th Floor
New York, NY 10001
TEL: 646 998 7000 FAX:

ARCHITECT OF RECORD: Base Building Shell, Core, & Residential
AJA ARCHITECTS, P.C.
401 Wellington St. W., 3rd Floor
Toronto, ON M5V 1E7 Canada
TEL: 416 967 1500 FAX: 416 967 1750

STRUCTURAL ENGINEERS:
WSP CANTOR SEINUK
228 EAST 45th Street
New York, NY 10017 USA
TEL: 212 687 9888 FAX: 646 487 5501

MEP ENGINEERS:
AKF GROUP
One Liberty Plaza, 165 Broadway
New York, NY 10006 USA
TEL: 212 354 5656 FAX: 212 354 5668

GEOTECHNICAL ENGINEERS:
Langan Engineering & Environmental Services
21 Penn Plaza - 360 West 37th Street, 8th Floor
New York, NY 10001-2277
TEL: 212 479 5400 FAX: 212 479 5444

CODE CONSULTANTS:
Construction Consulting Associates
100 Church Street
New York, NY 10007
TEL: 212 385 1810 FAX: 212 385 1911

CURTAINWALL CONSULTANT:
JULP Consulting
40 Worth Street, Suite 826
New York, NY 10013
TEL: 212 757 5559 FAX: 646 219 8508

LANDMARK/PRESERVATION CONSULTANT:
Jan Hind Pokorny Associates, Inc.
39 West 37th Street, 12A
New York, NY 10018
TEL: 212 759 6462 FAX: 212 759 6540

No.	DESCRIPTION	DATE
1	ISSUED FOR SCHEMATIC DESIGN	04 APR 2014
2	ISSUED FOR DESIGN DEVELOPMENT	01 JUL 2014
3	ISSUED FOR DESIGN DEVELOPMENT	31 JUL 2014
4	CD PROGRESS ISSUE 1	15 OCT 2014
5	ISSUED FOR BID - MECHANICAL	15 OCT 2014
6	DOB SUBMISSION	19 DEC 2014

0 4'-0" 8'-0" 16'-0"

DOB SUBMISSION


Discrepancies must be reported immediately to the Architect before proceeding. Only figured dimensions are to be used. Corrections must check all dimensions on site. This drawing is protected by copyright.

ALL DIMENSIONS ARE SHOWN IN IMPERIAL.

CONSULTANT:
AKF
1501 BROADWAY, SUITE 700
NEW YORK, NY 10036
T: 212 354 5656 F: 212 354 5668
WWW.AKF.COM

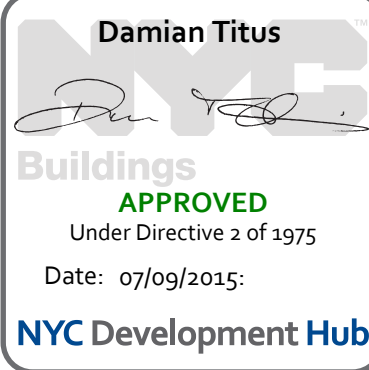
PROJECT:
217 WEST 57TH STREET
NEW YORK, NY

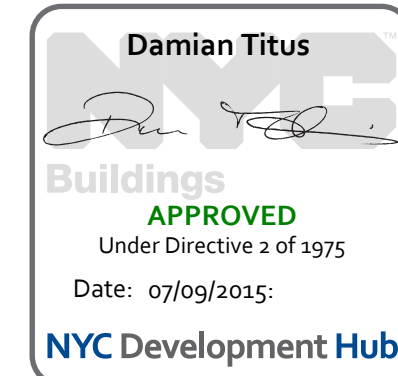
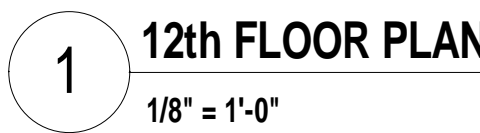
DRAWING TITLE:
MECHANICAL
11th (MEP) FLOOR PLAN - PIPING

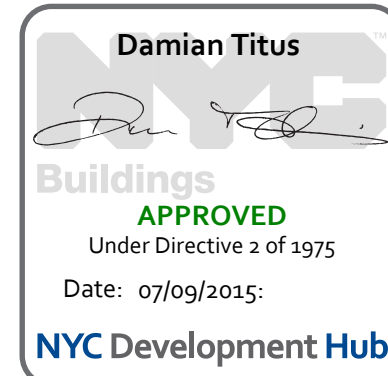

SEAL & SIGNATURE:	DATE:	04/04/14	
	PROJECT No:		Y130747-000
	DRAWN: MY		REV: 6
	CHK: PHS		
	SCALE: As indicated		
	DWG No:	M-218.00	

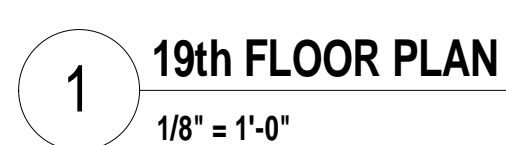
DOB PAGE No: 55 of 117

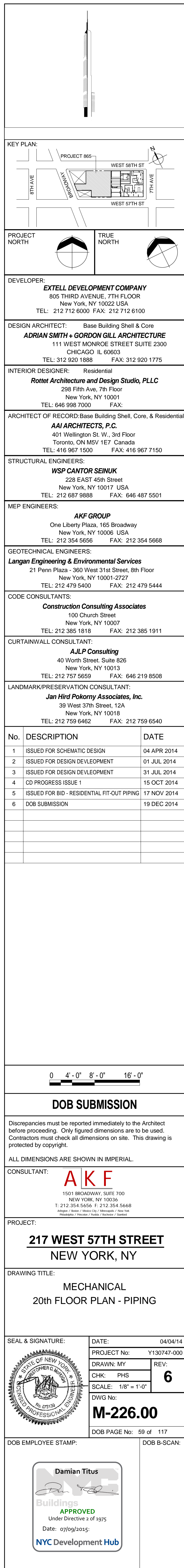
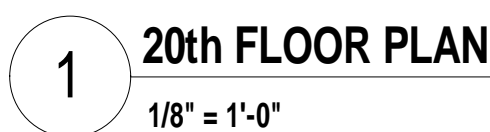
DOB EMPLOYEE STAMP: DOB 5-SCAN:

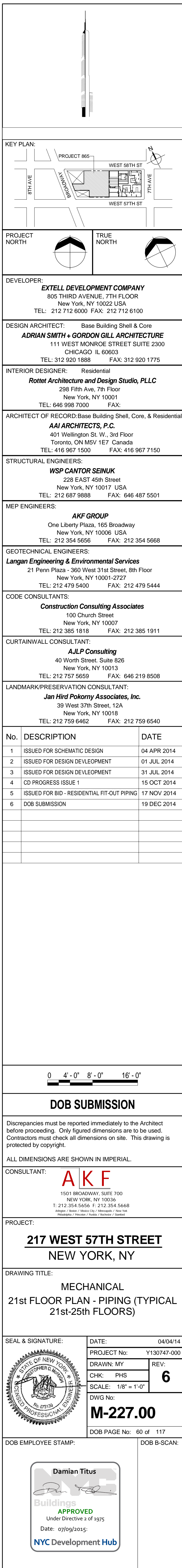
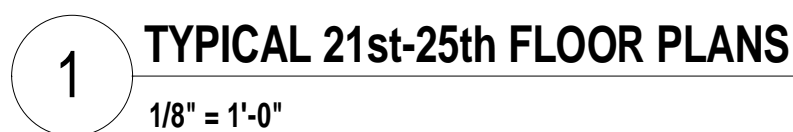


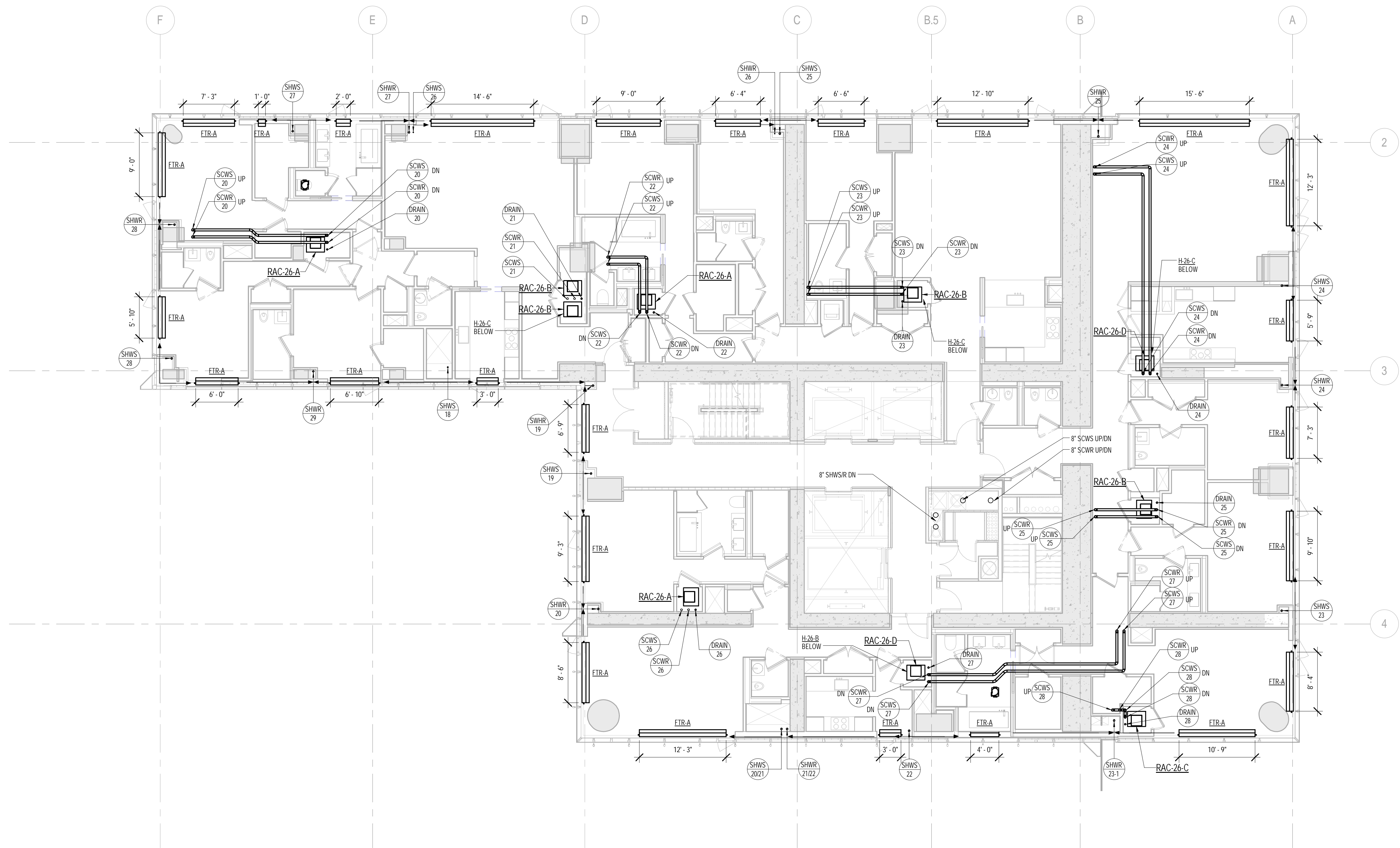












1 26th FLOOR PLAN
1/8" = 1'-0"

DEPT OF BLDGS

ES06028768

Job Number

Job Code

KEY PLAN

PROJECT 665 -

WEST 57TH ST

WEST 58TH ST

7TH AVE

8TH AVE

PROJECT NORTH

TRUE NORTH

DEVELOPER:

EXTELL DEVELOPMENT COMPANY

805 THIRD AVENUE, 7TH FLOOR

NEW YORK, NY 10022 USA

TEL: 212 712 6000 FAX: 212 712 6100

DESIGN ARCHITECT:

Base Building Shell & Core

ADRIAN SMITH + GORDON GILL ARCHITECTURE

111 WEST MONROE STREET SUITE 2300

CHICAGO, IL 60663

TEL: 312 925 1888 FAX: 312 920 1775

INTERIOR DESIGNER:

Residential

Rottet Architecture and Design Studio, PLLC

288 Fifth Ave, 7th Floor

NEW YORK, NY 10001

TEL: 646 998 7000 FAX:

ARCHITECT OF RECORD:

Base Building Shell, Core, & Residential

AJA ARCHITECTS, P.C.

401 Wellington St. W., 3rd Floor

Toronto, ON M5V 1E7 Canada

TEL: 416 967 1500 FAX: 416 967 1750

STRUCTURAL ENGINEERS:

WSP CANTOR SEINUK

228 EAST 45th Street

NEW YORK, NY 10017 USA

TEL: 212 657 9588 FAX: 646 487 5501

MEP ENGINEERS:

AKF GROUP

One Liberty Plaza, 165 Broadway

NEW YORK, NY 10006 USA

TEL: 212 354 5656 FAX: 212 354 5668

GEOTECHNICAL ENGINEERS:

Langan Engineering & Environmental Services

21 Penn Plaza - 360 West 37th Street, 8th Floor

NEW YORK, NY 10001-2727

TEL: 212 479 5400 FAX: 212 479 5444

CODE CONSULTANTS:

Construction Consulting Associates

100 Church Street

NEW YORK, NY 10007

TEL: 212 385 1815 FAX: 212 385 1911

CURTAINWALL CONSULTANT:

AJLP Consulting

40 Worth Street, Suite 826

NEW YORK, NY 10013

TEL: 212 757 5559 FAX: 646 219 8508

LANDMARK/PRESERVATION CONSULTANT:

Jan Hind Pokorny Associates, Inc.

39 West 37th Street, 12A

NEW YORK, NY 10018

TEL: 212 759 6462 FAX: 212 759 6540

No. DESCRIPTION DATE

1 ISSUED FOR SCHEMATIC DESIGN 04 APR 2014

2 ISSUED FOR DESIGN DEVELOPMENT 01 JUL 2014

3 ISSUED FOR DESIGN DEVELOPMENT 31 JUL 2014

4 CD PROGRESS ISSUE 1 15 OCT 2014

5 ISSUED FOR BID - RESIDENTIAL FIT-OUT PIPING 17 NOV 2014

6 DOB SUBMISSION 19 DEC 2014

0 4'-0" 8'-0" 16'-0"

DOB SUBMISSION

Discrepancies must be reported immediately to the Architect before proceeding. Only figured dimensions are to be used. Corrections must check all dimensions on site. This drawing is protected by copyright.

ALL DIMENSIONS ARE SHOWN IN IMPERIAL.

CONSULTANT:

AKF

1501 BROADWAY, SUITE 700

NEW YORK, NY 10036

T: 212 354 5656 F: 212 354 5668

Website: www.akfgroup.com

PROJECT:

217 WEST 57TH STREET

NEW YORK, NY

DRAWING TITLE:

MECHANICAL

26th FLOOR PLAN - PIPING

SEAL & SIGNATURE:

DATE: 04/04/14

PROJECT No: Y130747-000

DRAWN: MY

CHK: PHS

SCALE: 1/8" = 1'-0"

DWG No: M-232.00

DOB PAGE No: 61 of 117

DOB EMPLOYEE STAMP:

DOB 5-SCAN:

Damian Titus

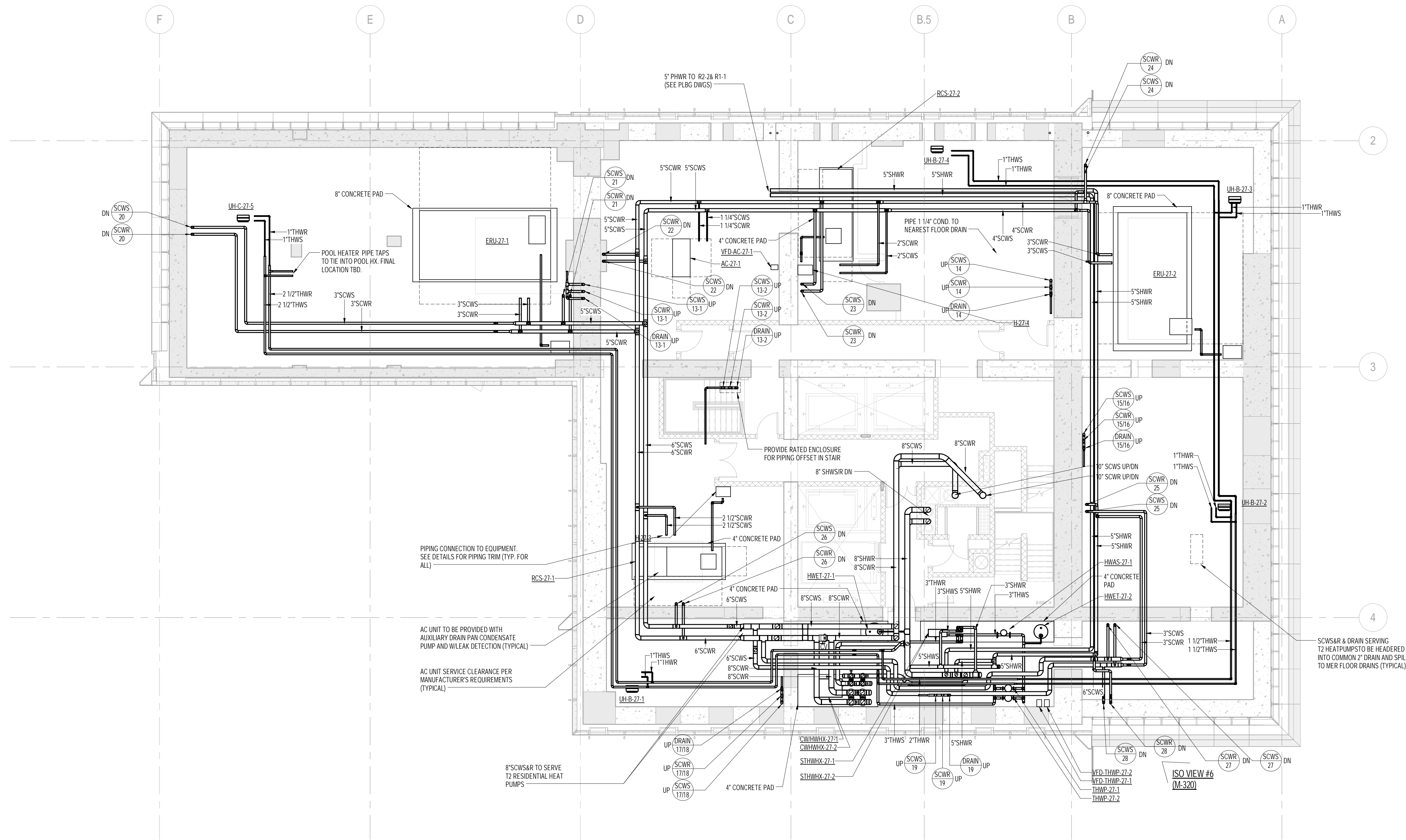
Buildings

APPROVED

Under Directive 2 of 1975


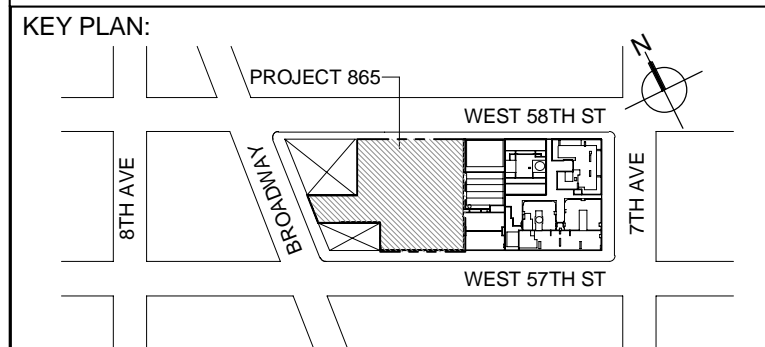

Date: 07/09/2015

NYC Development Hub



1 27th FLOOR PLAN
1/8" = 1'-0"

- PIPING NOTES:
1. RUN CONDENSATE LINE FROM AC UNITS TO NEAREST FLOOR DRAIN. COORDINATE WITH PLUMBING PLANS.
 2. ALL PIPING SHALL BE INSULATED PER MECHANICAL SPECIFICATIONS.



DEVELOPER:
EXTELL DEVELOPMENT COMPANY
805 THIRD AVENUE, 7TH FLOOR
NEW YORK, NY 10022 USA
TEL: 212 712 6000 FAX: 212 712 6100

DESIGN ARCHITECT:
Base Building Shell & Core
ADRIAN SMITH + GORDON GILL ARCHITECTURE
111 WEST MONROE STREET SUITE 2300
CHICAGO, IL 60603
TEL: 312 925 1888 FAX: 312 920 1775

INTERIOR DESIGNER:
Residential
Rottet Architecture and Design Studio, PLLC
288 Fifth Ave, 7th Floor
New York, NY 10001
TEL: 646 998 7000 FAX:

ARCHITECT OF RECORD: Base Building Shell, Core, & Residential
AJA ARCHITECTS, P.C.
401 Wallingford St., W. 3rd Floor
Toronto, ON M5V 1E7 Canada
TEL: 416 967 1500 FAX: 416 967 7150

STRUCTURAL ENGINEERS:
WSP CANTOR SEINUK
228 EAST 46th Street
New York, NY 10017 USA
TEL: 212 697 9888 FAX: 646 487 5501

MEP ENGINEERS:
AKF GROUP
One Liberty Plaza, 165 Broadway
New York, NY 10006 USA
TEL: 212 354 5656 FAX: 212 354 5668

GEOTECHNICAL ENGINEERS:
Langan Engineering & Environmental Services
21 Penn Plaza - 360 West 37th Street, 8th Floor
New York, NY 10001-2277
TEL: 212 479 5400 FAX: 212 479 5444

CODE CONSULTANTS:
Construction Consulting Associates
100 Church Street
New York, NY 10007
TEL: 212 385 1810 FAX: 212 385 1911

CURTAINWALL CONSULTANT:
AJLP Consulting
40 Worth Street, Suite 826
New York, NY 10013
TEL: 212 757 5559 FAX: 646 219 8508

LANDMARK/PRESERVATION CONSULTANT:
Jan Hind Pokorny Associates, Inc.
39 West 37th Street, 12A
New York, NY 10018
TEL: 212 759 6462 FAX: 212 759 6540

No.	DESCRIPTION	DATE
1	ISSUED FOR SCHEMATIC DESIGN	04 APR 2014
2	ISSUED FOR DESIGN DEVELOPMENT	01 JUL 2014
3	ISSUED FOR DESIGN DEVELOPMENT	31 JUL 2014
4	CD PROGRESS ISSUE 1	15 OCT 2014
5	ISSUED FOR BID - MECHANICAL	15 OCT 2014
6	DOB SUBMISSION	19 DEC 2014

0 4'-0" 8'-0" 16'-0"

DOB SUBMISSION

Discrepancies must be reported immediately to the Architect before proceeding. Only figured dimensions are to be used. Contractors must check all dimensions on site. This drawing is protected by copyright.

ALL DIMENSIONS ARE SHOWN IN IMPERIAL.

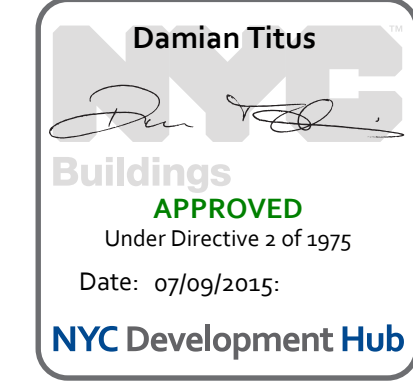
CONSULTANT:
AKF
1501 BROADWAY, SUITE 700
NEW YORK, NY 10036
T: 212 354 5656 F: 212 354 5668
Website: www.akf.com

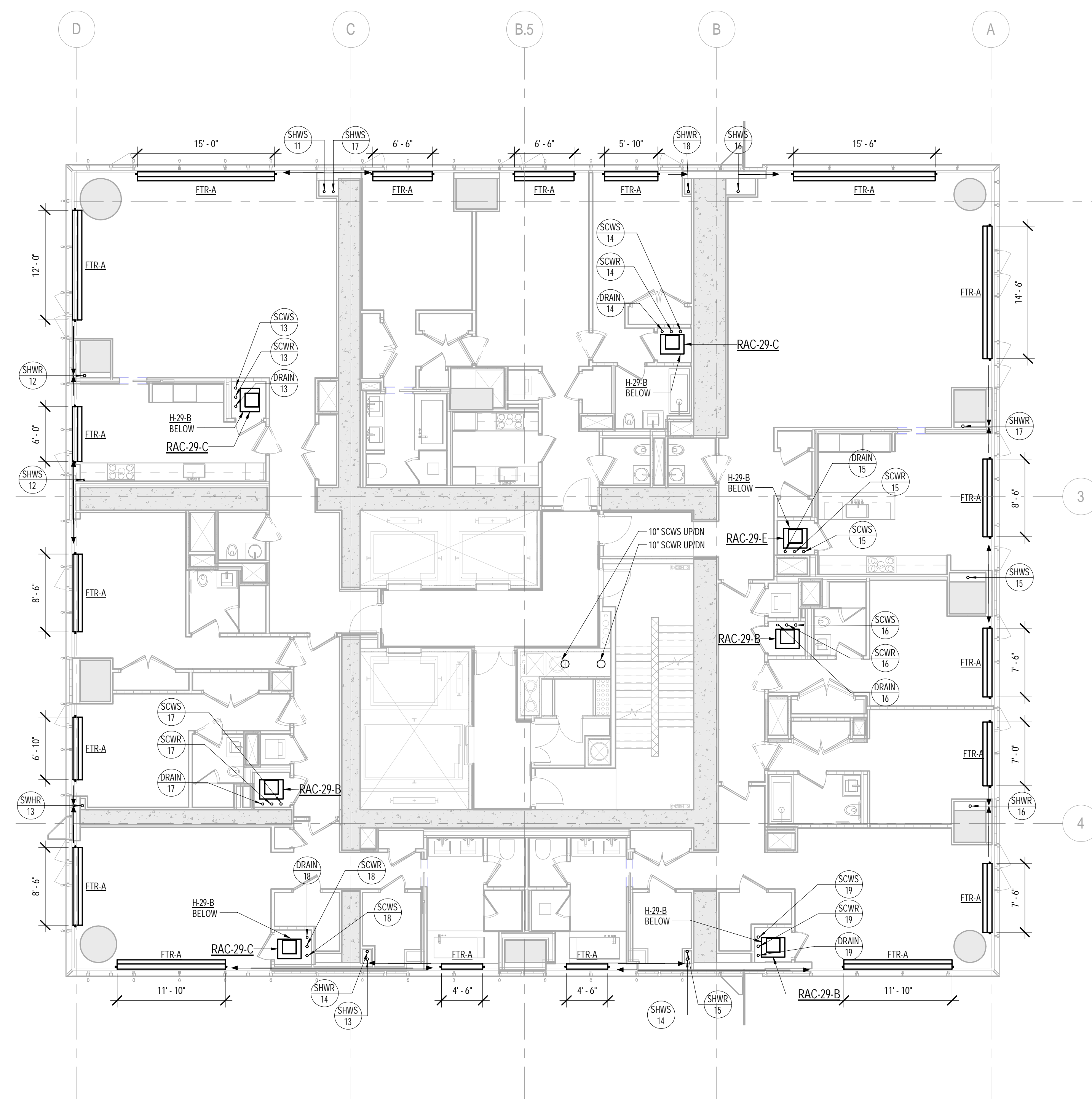
PROJECT:
217 WEST 57TH STREET
NEW YORK, NY

DRAWING TITLE:
MECHANICAL
27th (MEP) FLOOR PLAN - PIPING

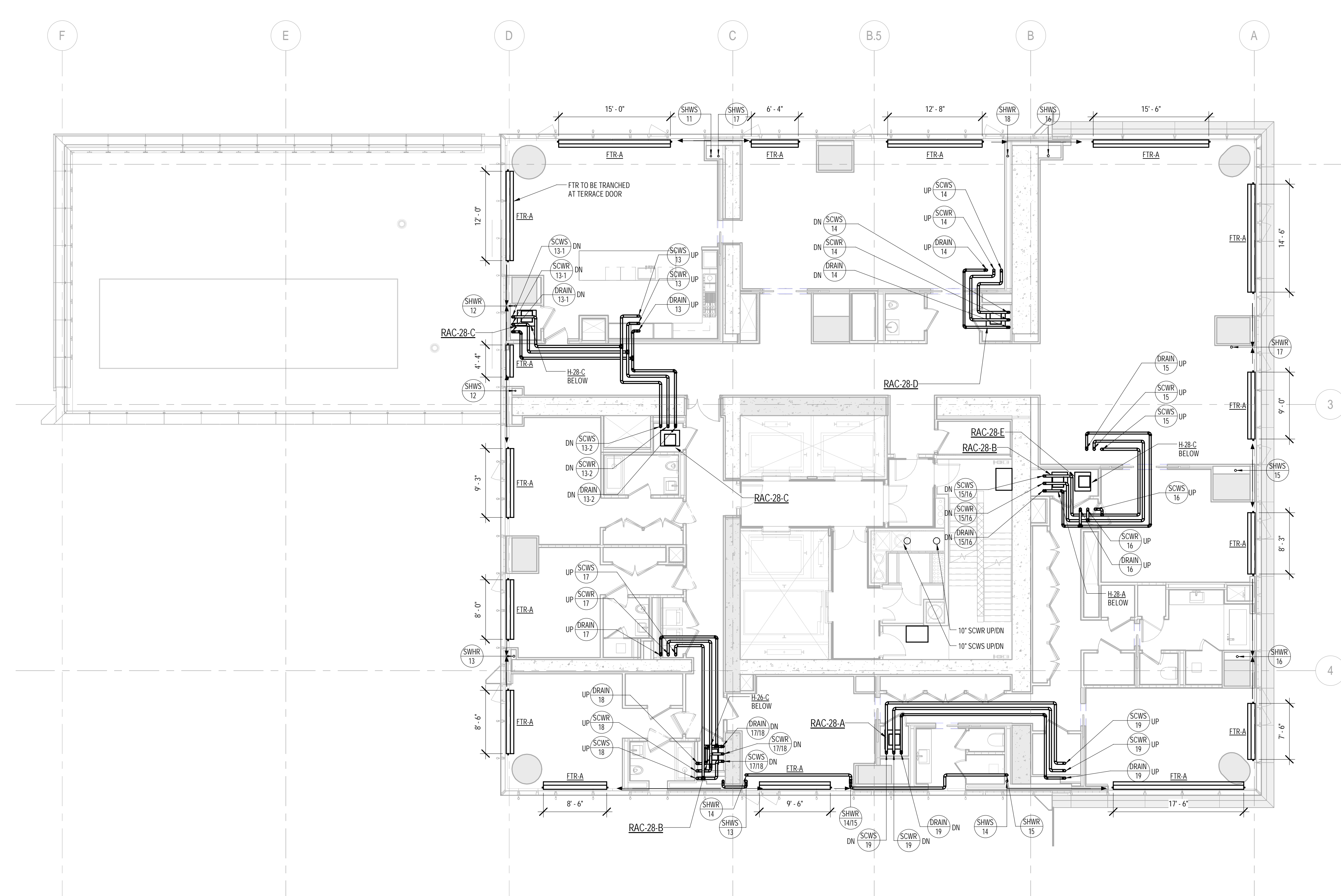
SEAL & SIGNATURE: [Signature]
DATE: 04/04/14
PROJECT No: Y130747-000
DRAWN: MY
CHK: PHS
SCALE: As indicated
DWG No: **M-233.00**

DOB PAGE No: 82 of 117
DOB EMPLOYEE STAMP: [Stamp]
DOB B-SCAN: [Stamp]



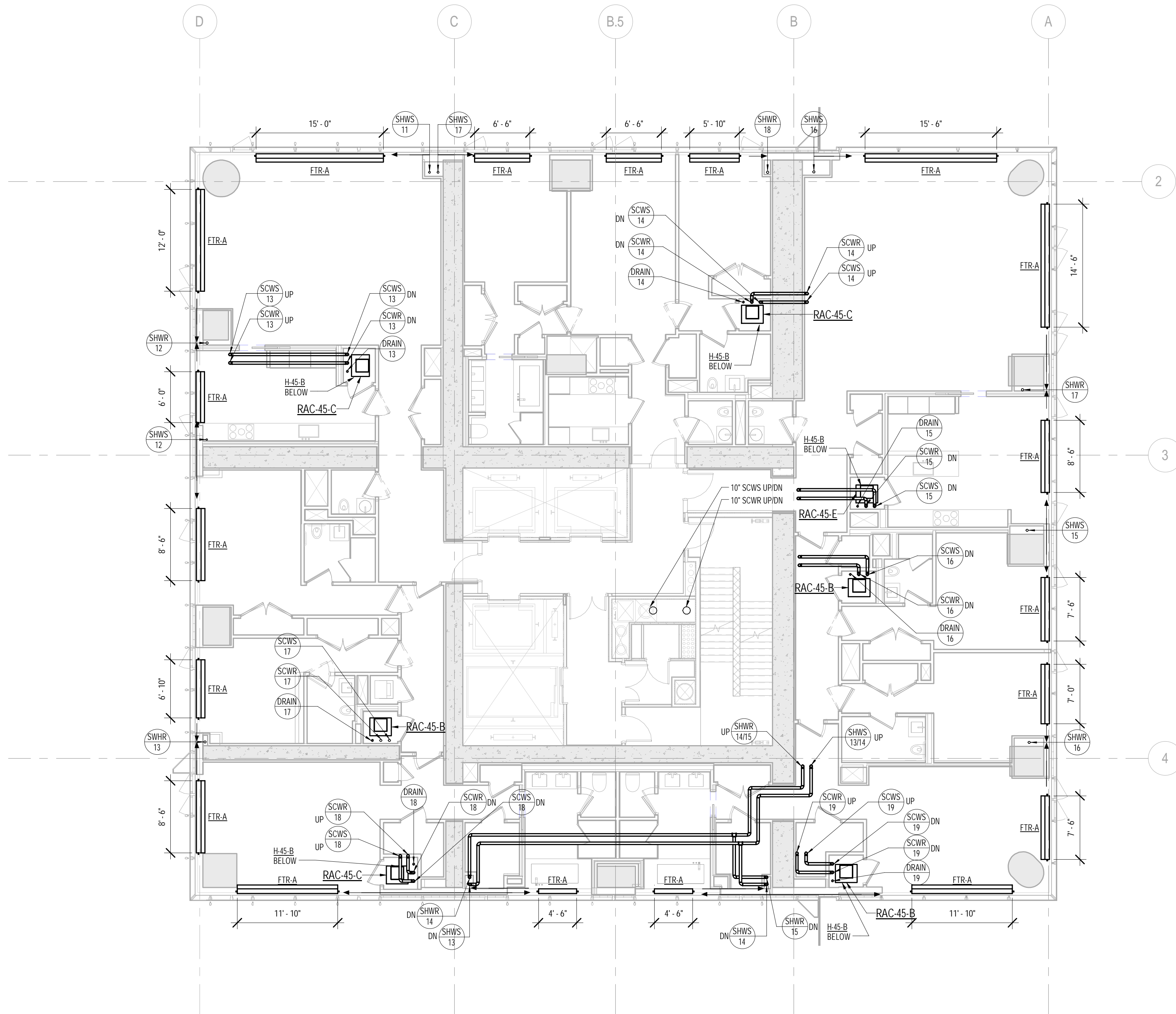


2 29th FLOOR PLAN
1/8" = 1'-0"

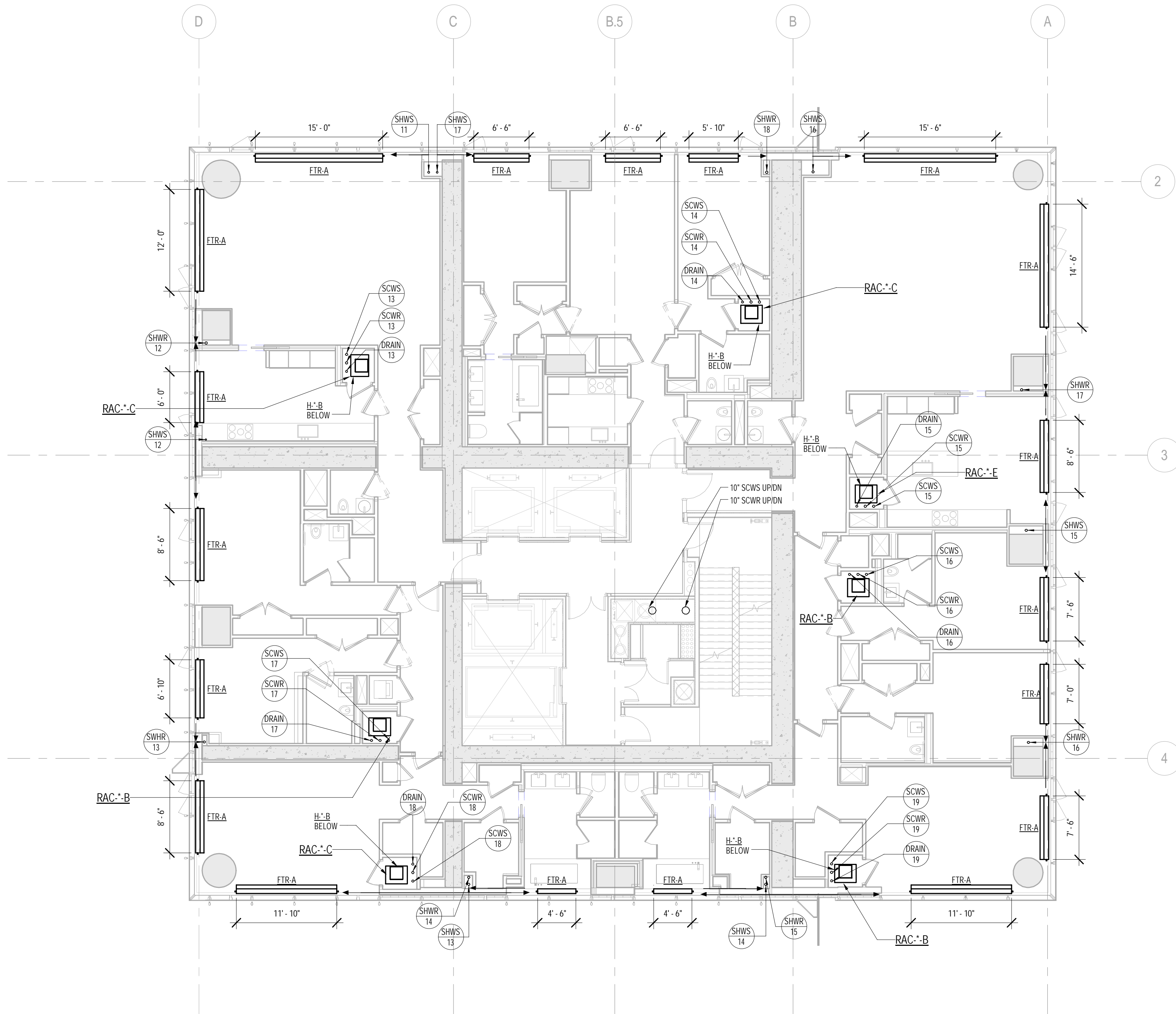


1 28th FLOOR PLAN
1/8" = 1'-0"

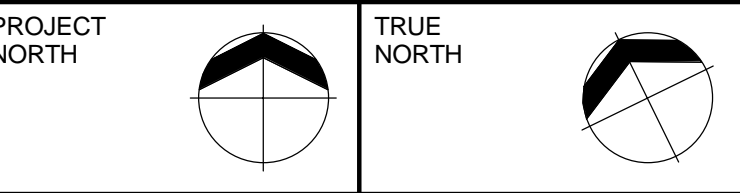
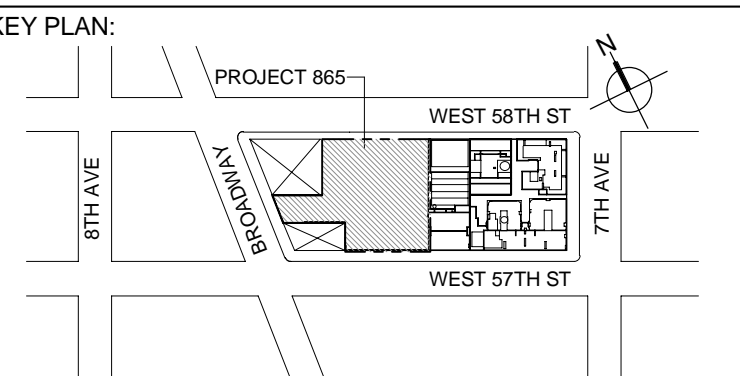
KEY PLAN: <div style="display: flex; justify-content: space-around;"> <div style="text-align: center;"> PROJECT NORTH </div> <div style="text-align: center;"> TRUE NORTH </div> </div>	
DEVELOPER: EXTELL DEVELOPMENT COMPANY 805 THIRD AVENUE, 7TH FLOOR NEW YORK, NY 10022 USA TEL: 212 620 1888 FAX: 212 712 6100	
DESIGN ARCHITECT: Base Building Shell & Core ADRIAN SMITH + GORDON GILL ARCHITECTURE 111 WEST MONROE STREET SUITE 2300 CHICAGO IL 60603 TEL: 312 620 1888 FAX: 312 920 1775	
INTERIOR DESIGNER: Residential Rotter Architecture and Design Studio, PLLC 298 Fifth Ave, 7th Floor New York, NY 10001 TEL: 646 998 7000 FAX:	
ARCHITECT OF RECORD: Base Building Shell, Core, & Residential AAI ARCHITECTS, P.C. 401 Wellington St., W., 3rd Floor Toronto, ON M5V 1E7 Canada TEL: 416 967 1500 FAX: 416 967 7150	
STRUCTURAL ENGINEERS: WSP CANAR SENIUK 228 East 45th Street New York, NY 10017 USA TEL: 212 687 8888 FAX: 646 487 5501	
MEP ENGINEERS: AKF GROUP One Liberty Plaza, 165 Broadway New York, NY 10006 USA TEL: 212 354 5656 FAX: 212 354 5668	
GEOTECHNICAL ENGINEERS: Langan Engineering & Environmental Services 21 Penn Plaza - 380 West 31st Street, 8th Floor New York, NY 10001-2727 TEL: 212 479 5400 FAX: 212 479 5444	
CODE CONSULTANTS: Construction Consulting Associates 100 Church Street New York, NY 10007 TEL: 212 385 1818 FAX: 212 385 1911	
CURTAINWALL CONSULTANT: A.J.P. Consulting 40 Worth Street, Suite 626 New York, NY 10013 TEL: 212 757 5659 FAX: 646 219 8508	
LANDMARK/PRESERVATION CONSULTANT: Jan Rick Pokorny Associates, Inc. 39 West 37th Street, 12A New York, NY 10018 TEL: 212 759 6462 FAX: 212 759 6540	
No.	DATE
1 ISSUED FOR SCHEMATIC DESIGN	04 APR 2014
2 ISSUED FOR DESIGN DEVELOPMENT	01 JUL 2014
3 ISSUED FOR DESIGN DEVELOPMENT	31 JUL 2014
4 CD PROGRESS ISSUE 1	15 OCT 2014
5 ISSUED FOR BID - RESIDENTIAL FIT-OUT PIPING	17 NOV 2014
6 DOB SUBMISSION	19 DEC 2014
DOB SUBMISSION	
Discrepancies must be reported immediately to the Architect before proceeding. Only figured dimensions are to be used. Contractors must check all dimensions on site. This drawing is protected by copyright.	
ALL DIMENSIONS ARE SHOWN IN IMPERIAL.	
CONSULTANT: <div style="text-align: center;"> AKF 1501 BROOKLYN AVENUE, SUITE 700 NEW YORK, NY 10019 T: 212 354 5656 F: 212 354 5668 <small>Architects Engineers Planners Architects Inc. New York City, New York</small> </div>	
PROJECT: <div style="text-align: center;"> 217 WEST 57TH STREET NEW YORK, NY </div>	
DRAWING TITLE: <div style="text-align: center;"> MECHANICAL 28th and 29th FLOOR PLANS - PIPING </div>	
SEAL & SIGNATURE: <div style="text-align: center;"> Damian Titus Building APPROVED Under Directive 2 of 1995 Date: 07/09/2015 NYC Development Hub </div>	DATE: 04/04/14 PROJECT NO: Y13047-000 DRAWN BY: CHK: PHS SCALE: 1/8" = 1'-0" DWG NO: <div style="text-align: center; font-size: 2em; font-weight: bold;">M-234.00</div> DOB PAGE NO: 63 of 117
DOB EMPLOYEE STAMP: <div style="text-align: center;"> </div>	DOB B-SCAN:



2 45th FLOOR PLAN
1/8" = 1'-0"



1 TYPICAL 30th-44th FLOOR PLANS
1/8" = 1'-0"



DEVELOPER:
EXTELL DEVELOPMENT COMPANY
805 THIRD AVENUE, 7TH FLOOR
NEW YORK, NY 10022 USA
TEL: 212 712 6000 FAX: 212 712 6100

DESIGN ARCHITECT: Base Building Shell & Core
ADRIAN SMITH + GORDON GILL ARCHITECTURE
111 WEST MONROE STREET SUITE 2300
CHICAGO, IL 60663
TEL: 312 925 1888 FAX: 312 920 1775

INTERIOR DESIGNER: Residential
Rotter Architecture and Design Studio, PLLC
238 Fifth Ave, 7th Floor
New York, NY 10001
TEL: 646 998 7000 FAX:

ARCHITECT OF RECORD: Base Building Shell, Core, & Residential
AJA ARCHITECTS, P.C.
401 Wellington St., W., 3rd Floor
Toronto, ON M5V 1E7 Canada
TEL: 416 967 1500 FAX: 416 967 7150

STRUCTURAL ENGINEERS:
WSP CANTOR SEINUK
228 EAST 45th Street
New York, NY 10017 USA
TEL: 212 697 9588 FAX: 646 487 5501

MEP ENGINEERS:
AKF GROUP
One Liberty Plaza, 165 Broadway
New York, NY 10006 USA
TEL: 212 354 5666 FAX: 212 354 5668

GEOTECHNICAL ENGINEERS:
Langan Engineering & Environmental Services
21 Penn Plaza - 360 West 37th Street, 8th Floor
New York, NY 10001-2277
TEL: 212 479 5400 FAX: 212 479 5444

CODE CONSULTANTS:
Construction Consulting Associates
100 Church Street
New York, NY 10007
TEL: 212 385 1818 FAX: 212 385 1911

CURTAINWALL CONSULTANT:
AJLP Consulting
40 Worth Street, Suite 826
New York, NY 10013
TEL: 212 757 5559 FAX: 646 219 8508

LANDMARK/PRESERVATION CONSULTANT:
Jan Hind Pokorny Associates, Inc.
39 West 37th Street, 12A
New York, NY 10018
TEL: 212 759 6462 FAX: 212 759 6540

No.	DESCRIPTION	DATE
1	ISSUED FOR SCHEMATIC DESIGN	04 APR 2014
2	ISSUED FOR DESIGN DEVELOPMENT	01 JUL 2014
3	ISSUED FOR DESIGN DEVELOPMENT	31 JUL 2014
4	CD PROGRESS ISSUE 1	15 OCT 2014
5	ISSUED FOR BID - RESIDENTIAL FIT-OUT PIPING	17 NOV 2014
6	DOB SUBMISSION	19 DEC 2014

0 4'-0" 8'-0" 16'-0"

DOB SUBMISSION

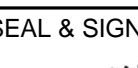
Discrepancies must be reported immediately to the Architect before proceeding. Only figured dimensions are to be used. Corrections must check all dimensions on site. This drawing is protected by copyright.

ALL DIMENSIONS ARE SHOWN IN IMPERIAL.

CONSULTANT:
AKF
1501 BROADWAY, SUITE 700
NEW YORK, NY 10036
T: 212 354 5656 F: 212 354 5668
Website: www.akf.com


PROJECT:
217 WEST 57TH STREET
NEW YORK, NY

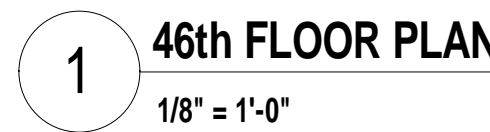
DRAWING TITLE:
MECHANICAL
44th and 45th FLOOR PLANS - PIPING
(TYPICAL 30th-44th FLOORS)

SEAL & SIGNATURE:	DATE: 04/04/14	
	PROJECT No: Y130747-000	
	DRAWN: MY	REV:
	CHK: PHS	6
	SCALE: 1/8" = 1'-0"	
	DWG No:	
	M-242.00	

DOB PAGE No: 64 of 117

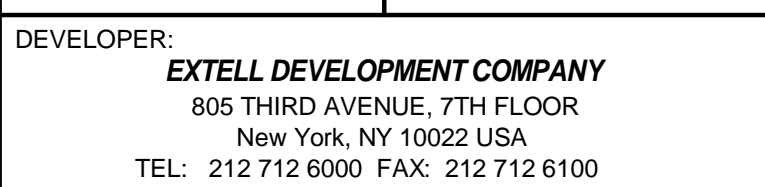
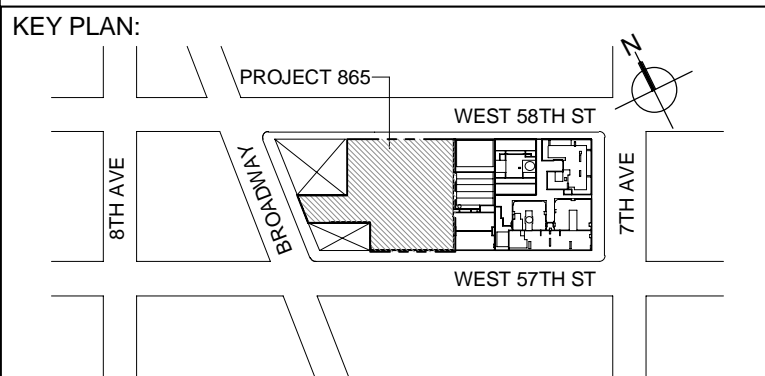
DOB EMPLOYEE STAMP: DOB B-SCAN:





PIPING NOTES:

1. RUN CONDENSATE LINE FROM AC UNITS TO NEAREST FLOOR DRAIN. COORDINATE WITH PLUMBING PLANS.
2. ALL PIPING SHALL BE INSULATED PER MECHANICAL SPECIFICATIONS.



DESIGN ARCHITECT: Base Building Shell & Core
ADRIAN SMITH + GORDON GILL ARCHITECTURE
 111 WEST MONROE STREET SUITE 2300
 CHICAGO IL 60603
 TEL: 312 920 1888 FAX: 312 920 1775

INTERIOR DESIGNER: Residential
Rotter Architecture and Design Studio, PLLC
298 Fifth Ave, 7th Floor
New York, NY 10001
TEL: 646 998 7000 FAX:

ARCHITECT OF RECORD: Base Building Shell, Core, & Residential
AAI ARCHITECTS, P.C.
 401 Wellington St. W., 3rd Floor
 Toronto, ON M5V 1E7 Canada
 TEL: 416 967 1500 FAX: 416 967 7150

STRUCTURAL ENGINEERS:
WSP CANTOR SEINUK
228 EAST 45th Street
New York, NY 10017 USA
TEL: 212 687 9888 FAX: 646 487 5501

MEP ENGINEERS:

AKF GROUP
One Liberty Plaza, 165 Broadway
New York, NY 10006 USA
TEL: 212 354 5656 FAX: 212 354 5668

GEOTECHNICAL ENGINEERS:
Langan Engineering & Environmental Services
21 Penn Plaza - 360 West 31st Street, 8th Floor
New York, NY 10001-2727
TEL: 212 479 5400 FAX: 212 479 5444

CODE CONSULTANTS:
Construction Consulting Associates
100 Church Street
New York, NY 10007
TEL: 212 385 1818 FAX: 212 385 1911

CURTAINWALL CONSULTANT:
AJLP Consulting
40 Worth Street, Suite 826
New York, NY 10013
TEL: 212 757 5659 FAX: 646 219 8508

LANDMARK/PRESERVATION CONSULTANT:
Jan Hird Pokorny Associates, Inc.
39 West 37th Street, 12A
New York, NY 10018
TEL: 212 759 6462 FAX: 212 759 6540

No.	DESCRIPTION	DATE
1	ISSUED FOR SCHEMATIC DESIGN	04 APR 2014
2	ISSUED FOR DESIGN DEVELOPMENT	01 JUL 2014
3	ISSUED FOR DESIGN DEVELOPMENT	31 JUL 2014
4	CD PROGRESS ISSUE 1	15 OCT 2014
5	ISSUED FOR BID - MECHANICAL	15 OCT 2014
6	ISSUED FOR BID - RESIDENTIAL FIT-OUT PIPING	17 NOV 2014
7	DOB SUBMISSION	19 DEC 2014



Discrepancies must be reported immediately to the Architect before proceeding. Only figured dimensions are to be used. Contractors must check all dimensions on site. This drawing is protected by copyright.

ALL DIMENSIONS ARE SHOWN IN IMPERIAL.


CONSULTANT: **A K F**
1501 BROADWAY, SUITE 700
NEW YORK, NY 10036
T: 212.354.5656 F: 212.354.5668
Atlanta / Boston / Miami City / Minneapolis / New York
Philadelphia / Phoenix / Dallas / Rochester / Stamford

PROJECT:


217 WEST 57TH STREET
NEW YORK, NY


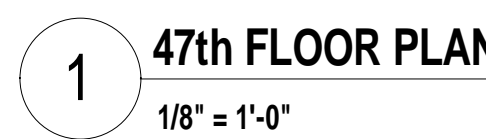
DRAWING TITLE:

MECHANICAL
46th (MEP) FLOOR PLANS - PIPING

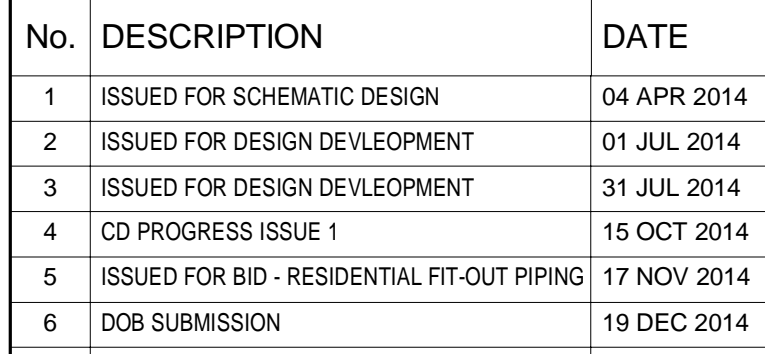
	DATE: 04/04/14	
	PROJECT No: Y130747-000	
	DRAWN: MY	REV:
	CHK: PHS	7
	SCALE: As indicated	
	DWG No: M-243.00	

DOB EMPLOYEE STAMP:		DOB B-SCAN:
---------------------	--	-------------





DEPT OF BLDGS 121328206 Job Number ES690463765 Scan Code



Discrepancies must be reported immediately to the Architect before proceeding. Only figured dimensions are to be used. Contractors must check all dimensions on site. This drawing is protected by copyright.

ALL DIMENSIONS ARE SHOWN IN IMPERIAL

CONSULTANT

A K F
1501 BROADWAY, SUITE 700
NEW YORK, NY 10036
T: 212.354.5656 F: 212.354.5668
Atlanta / Boston / Chicago / Dallas / Denver / Detroit / Houston / Los Angeles / Miami / Minneapolis / New York / Philadelphia / Phoenix / Portland / San Francisco / Seattle / Stamford

PROJECT


217 WEST 57TH STREET
NEW YORK, NY


DRAWING TITLE:


MECHANICAL
47th and 48th FLOOR PLANS - PIPING
(TYPICAL 48th-66th FLOORS)

SEAL & SIGNATURE:	DATE: 04/04/14
-------------------	----------------

PROJECT No: Y130747-000

	DRAWN: MY	REV:

	CHK: PHS	6
	SCALE: An indicated	



MINISTRE DE LA DEFENSE
REPUBLIQUE DE GUINEE

001/2017
17/07/2017

DWG No:


M-244 00

© 2005 Blackwell Publishing Ltd *Journal of Internal Medicine* 258: 105–112

DOB EMPLOYEE STAMP:		DOB B-SCAN:
---------------------	--	-------------

1	2	3	4	5	6	7	8	9	10	11	12	13	14	15	16	17	18	19	20	21	22	23	24	25	26	27	28	29	30	31	32	33	34	35	36	37	38	39	40	41	42	43	44	45	46	47	48	49	50	51	52	53	54	55	56	57	58	59	60	61	62	63	64	65	66	67	68	69	70	71	72	73	74	75	76	77	78	79	80	81	82	83	84	85	86	87	88	89	90	91	92	93	94	95	96	97	98	99	100	101	102	103	104	105	106	107	108	109	110	111	112	113	114	115	116	117	118	119	120	121	122	123	124	125	126	127	128	129	130	131	132	133	134	135	136	137	138	139	140	141	142	143	144	145	146	147	148	149	150	151	152	153	154	155	156	157	158	159	160	161	162	163	164	165	166	167	168	169	170	171	172	173	174	175	176	177	178	179	180	181	182	183	184	185	186	187	188	189	190	191	192	193	194	195	196	197	198	199	200	201	202	203	204	205	206	207	208	209	210	211	212	213	214	215	216	217	218	219	220	221	222	223	224	225	226	227	228	229	230	231	232	233	234	235	236	237	238	239	240	241	242	243	244	245	246	247	248	249	250	251	252	253	254	255	256	257	258	259	260	261	262	263	264	265	266	267	268	269	270	271	272	273	274	275	276	277	278	279	280	281	282	283	284	285	286	287	288	289	290	291	292	293	294	295	296	297	298	299	300	301	302	303	304	305	306	307	308	309	310	311	312	313	314	315	316	317	318	319	320	321	322	323	324	325	326	327	328	329	330	331	332	333	334	335	336	337	338	339	340	341	342	343	344	345	346	347	348	349	350	351	352	353	354	355	356	357	358	359	360	361	362	363	364	365	366	367	368	369	370	371	372	373	374	375	376	377	378	379	380	381	382	383	384	385	386	387	388	389	390	391	392	393	394	395	396	397	398	399	400	401	402	403	404	405	406	407	408	409	410	411	412	413	414	415	416	417	418	419	420	421	422	423	424	425	426	427	428	429	430	431	432	433	434	435	436	437	438	439	440	441	442	443	444	445	446	447	448	449	450	451	452	453	454	455	456	457	458	459	460	461	462	463	464	465	466
---	---	---	---	---	---	---	---	---	----	----	----	----	----	----	----	----	----	----	----	----	----	----	----	----	----	----	----	----	----	----	----	----	----	----	----	----	----	----	----	----	----	----	----	----	----	----	----	----	----	----	----	----	----	----	----	----	----	----	----	----	----	----	----	----	----	----	----	----	----	----	----	----	----	----	----	----	----	----	----	----	----	----	----	----	----	----	----	----	----	----	----	----	----	----	----	----	----	----	-----	-----	-----	-----	-----	-----	-----	-----	-----	-----	-----	-----	-----	-----	-----	-----	-----	-----	-----	-----	-----	-----	-----	-----	-----	-----	-----	-----	-----	-----	-----	-----	-----	-----	-----	-----	-----	-----	-----	-----	-----	-----	-----	-----	-----	-----	-----	-----	-----	-----	-----	-----	-----	-----	-----	-----	-----	-----	-----	-----	-----	-----	-----	-----	-----	-----	-----	-----	-----	-----	-----	-----	-----	-----	-----	-----	-----	-----	-----	-----	-----	-----	-----	-----	-----	-----	-----	-----	-----	-----	-----	-----	-----	-----	-----	-----	-----	-----	-----	-----	-----	-----	-----	-----	-----	-----	-----	-----	-----	-----	-----	-----	-----	-----	-----	-----	-----	-----	-----	-----	-----	-----	-----	-----	-----	-----	-----	-----	-----	-----	-----	-----	-----	-----	-----	-----	-----	-----	-----	-----	-----	-----	-----	-----	-----	-----	-----	-----	-----	-----	-----	-----	-----	-----	-----	-----	-----	-----	-----	-----	-----	-----	-----	-----	-----	-----	-----	-----	-----	-----	-----	-----	-----	-----	-----	-----	-----	-----	-----	-----	-----	-----	-----	-----	-----	-----	-----	-----	-----	-----	-----	-----	-----	-----	-----	-----	-----	-----	-----	-----	-----	-----	-----	-----	-----	-----	-----	-----	-----	-----	-----	-----	-----	-----	-----	-----	-----	-----	-----	-----	-----	-----	-----	-----	-----	-----	-----	-----	-----	-----	-----	-----	-----	-----	-----	-----	-----	-----	-----	-----	-----	-----	-----	-----	-----	-----	-----	-----	-----	-----	-----	-----	-----	-----	-----	-----	-----	-----	-----	-----	-----	-----	-----	-----	-----	-----	-----	-----	-----	-----	-----	-----	-----	-----	-----	-----	-----	-----	-----	-----	-----	-----	-----	-----	-----	-----	-----	-----	-----	-----	-----	-----	-----	-----	-----	-----	-----	-----	-----	-----	-----	-----	-----	-----	-----	-----	-----	-----	-----	-----	-----	-----	-----	-----	-----	-----	-----	-----	-----	-----	-----	-----	-----	-----	-----	-----	-----	-----	-----	-----	-----	-----	-----	-----	-----	-----	-----	-----	-----	-----	-----	-----	-----	-----	-----	-----	-----	-----	-----	-----	-----	-----	-----	-----	-----	-----	-----	-----	-----	-----	-----	-----	-----	-----	-----	-----	-----

Damian Titus

Buildings

APPROVED
Under Direction of a Nurse

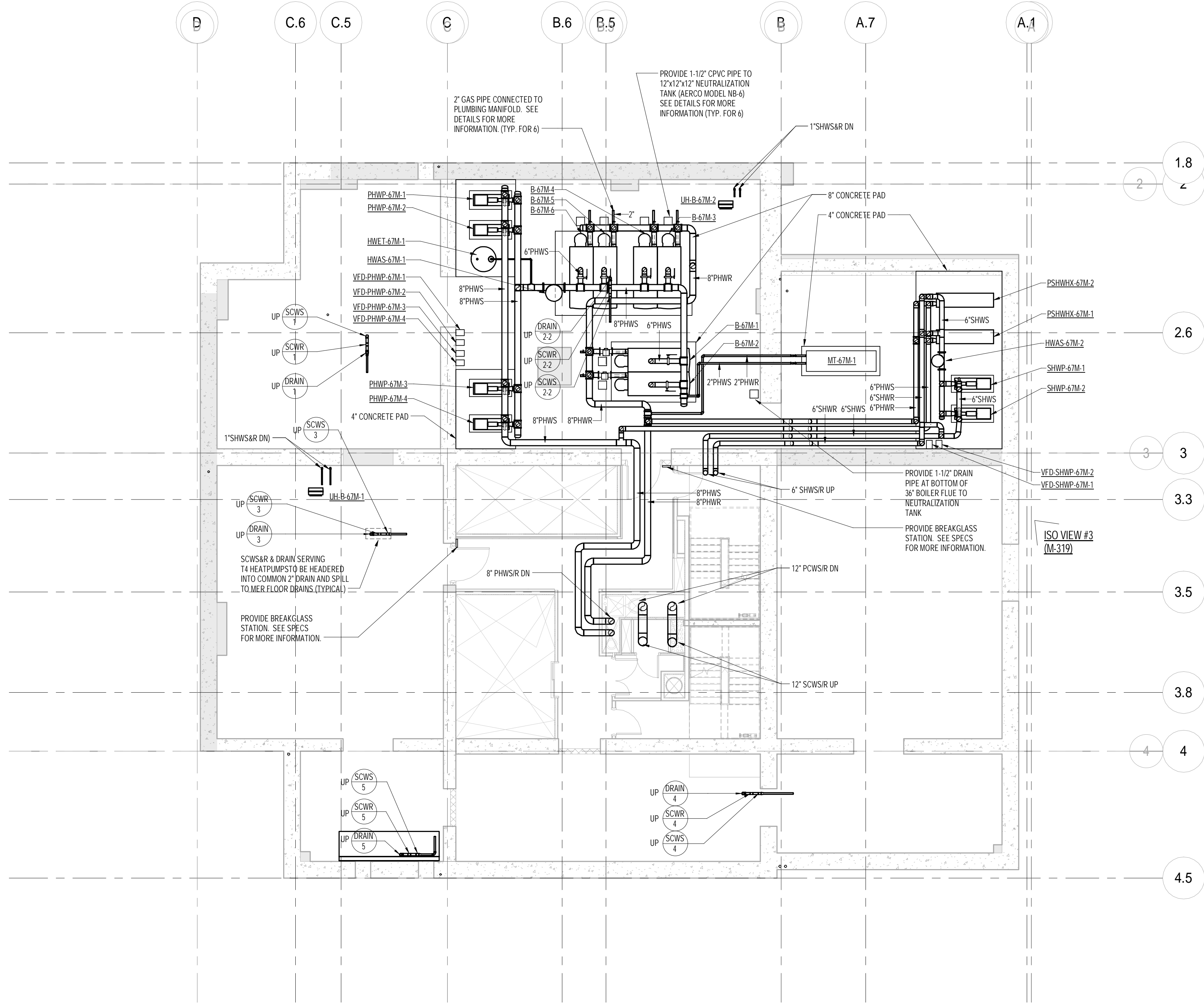
Date: 07/09/2015:

NYC Development Hub

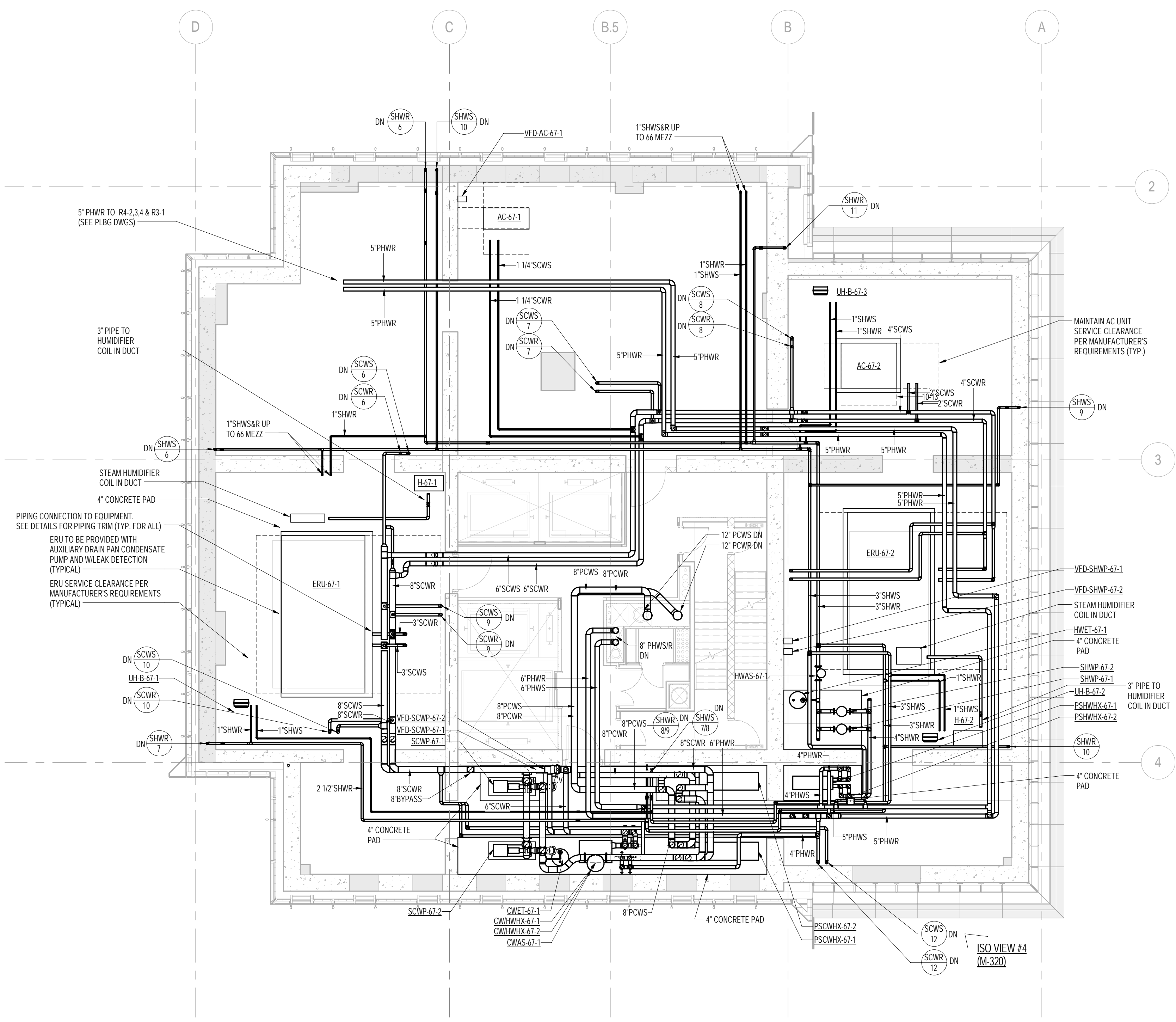
[illegible]

--	--

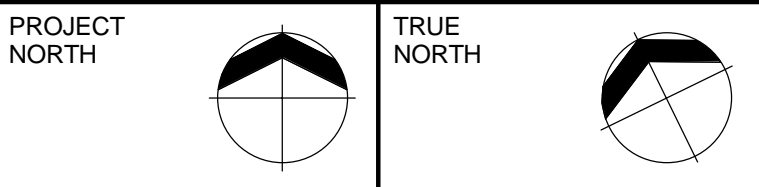
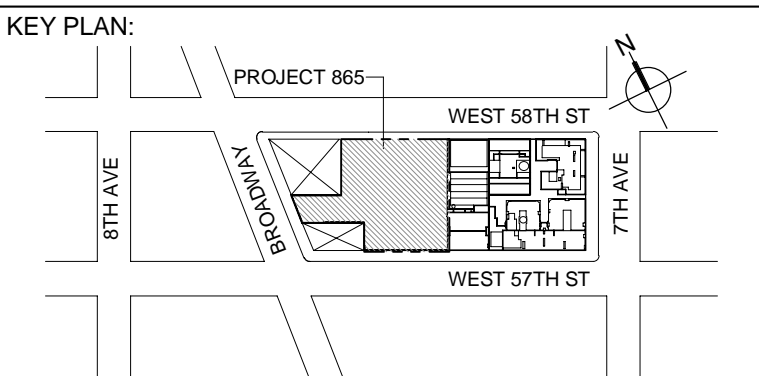
- PIPING NOTES:
1. RUN CONDENSATE LINE FROM AC UNITS TO NEAREST FLOOR DRAIN. COORDINATE WITH PLUMBING PLANS.
 2. ALL PIPING SHALL BE INSULATED PER MECHANICAL SPECIFICATIONS.



2 67th FLOOR INTERMEDIATE PLAN
1/8" = 1'-0"



1 67th FLOOR PLAN
1/8" = 1'-0"



DEVELOPER:
EXTELL DEVELOPMENT COMPANY
805 THIRD AVENUE, 7TH FLOOR
NEW YORK, NY 10022 USA
TEL: 212 712 6000 FAX: 212 712 6100

DESIGN ARCHITECT:
Base Building Shell & Core
ADRIAN SMITH + GORDON GILL ARCHITECTURE
288 Fifth Ave, 7th Floor
New York, NY 10011
TEL: 312 925 1888 FAX: 312 920 1775

INTERIOR DESIGNER:
Residential
Rottet Architecture and Design Studio, PLLC
288 Fifth Ave, 7th Floor
New York, NY 10011
TEL: 646 998 7000 FAX:

ARCHITECT OF RECORD: Base Building Shell, Core, & Residential
AJA ARCHITECTS, P.C.
401 Wellington St., W. 3rd Floor
Toronto, ON M5V 1E7 Canada
TEL: 416 967 1500 FAX: 416 967 7150

STRUCTURAL ENGINEERS:
WSP CANTOR SEINUK
228 EAST 46th Street
New York, NY 10017 USA
TEL: 212 697 8888 FAX: 646 487 5501

MEP ENGINEERS:
AKF GROUP
One Liberty Plaza, 165 Broadway
New York, NY 10006 USA
TEL: 212 354 5656 FAX: 212 354 5668

GEOTECHNICAL ENGINEERS:
Langan Engineering & Environmental Services
21 Penn Plaza - 360 West 37th Street, 8th Floor
New York, NY 10001-2227
TEL: 212 479 5400 FAX: 212 479 5444

CODE CONSULTANTS:
Construction Consulting Associates
100 Church Street
New York, NY 10007
TEL: 212 385 1818 FAX: 212 385 1911

CURTAINWALL CONSULTANT:
AJLP Consulting
40 Worth Street, Suite 826
New York, NY 10013
TEL: 212 757 6659 FAX: 646 219 8508

LANDMARK/PRESERVATION CONSULTANT:
Jan Hind Pokorny Associates, Inc.
39 West 37th Street, 12A
New York, NY 10018
TEL: 212 759 6462 FAX: 212 759 6540

No.	DESCRIPTION	DATE
1	ISSUED FOR SCHEMATIC DESIGN	04 APR 2014
2	ISSUED FOR DESIGN DEVELOPMENT	01 JUL 2014
3	ISSUED FOR DESIGN DEVELOPMENT	31 JUL 2014
4	CD PROGRESS ISSUE 1	15 OCT 2014
5	ISSUED FOR BID - MECHANICAL	15 OCT 2014
6	DOB SUBMISSION	19 DEC 2014

0 4'-0" 8'-0" 16'-0"

DOB SUBMISSION

Discrepancies must be reported immediately to the Architect before proceeding. Only figured dimensions are to be used. Contractors must check all dimensions on site. This drawing is protected by copyright.

ALL DIMENSIONS ARE SHOWN IN IMPERIAL.

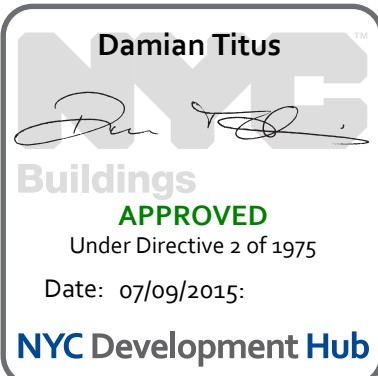
CONSULTANT:
AKF
1501 BROADWAY, SUITE 700
NEW YORK, NY 10036
T: 212 354 5656 F: 212 354 5668
WWW.AKF-ENGINEERS.COM

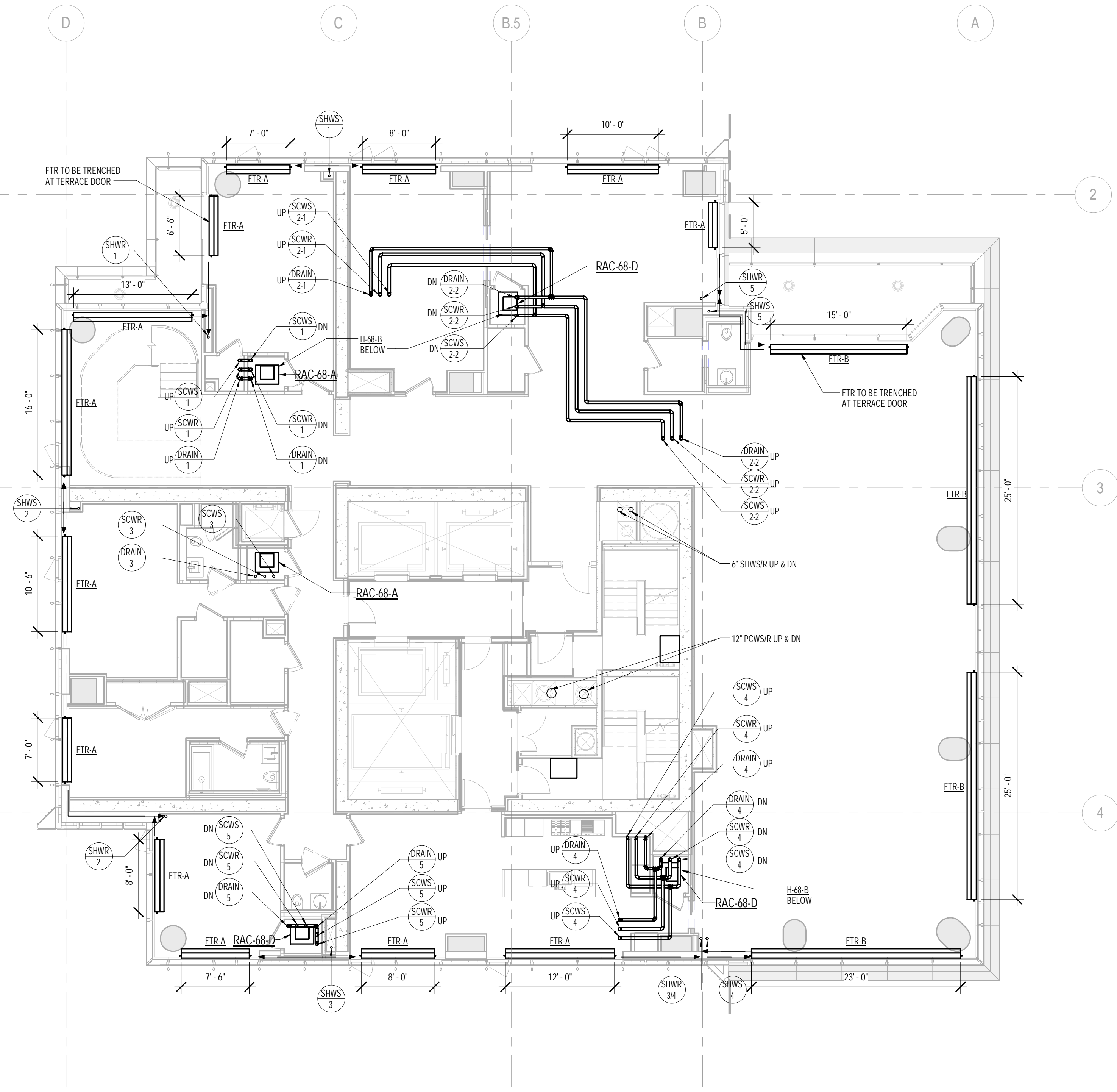
PROJECT:
217 WEST 57TH STREET
NEW YORK, NY

DRAWING TITLE:
MECHANICAL
67th (MEP) and 67th FLOOR
MEZZANINE PLANS - PIPING

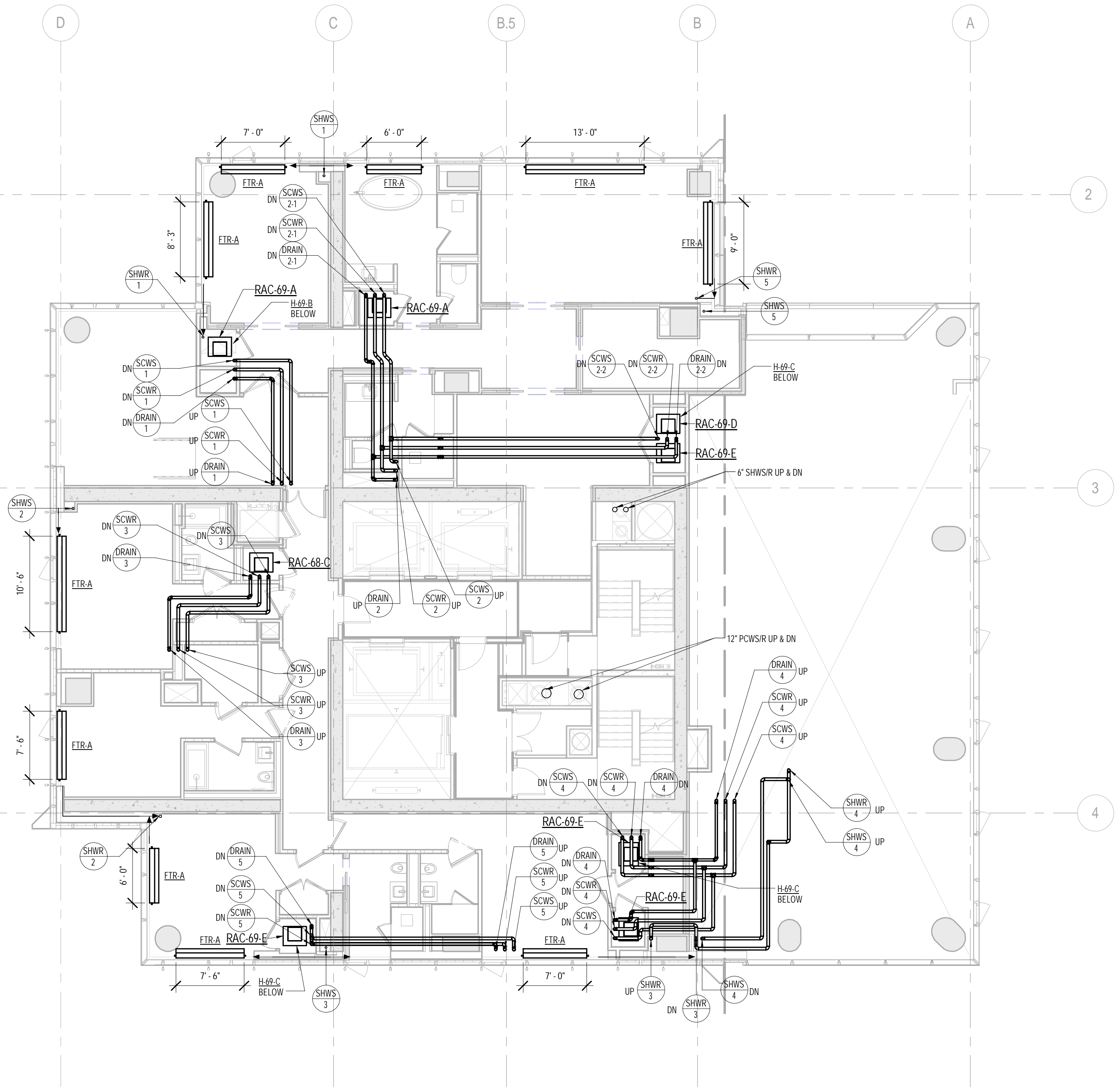
SEAL & SIGNATURE:	DATE:	04/04/14
	PROJECT No:	Y130747-000
	DRAWN: MY	REV:
	CHK: PHS	6
	SCALE: As indicated	
DWG No:		
		M-254.00

DOB PAGE No: 67 of 117
DOB EMPLOYEE STAMP: DOB B-SCAN:

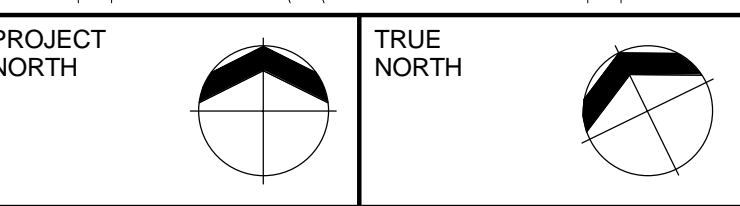
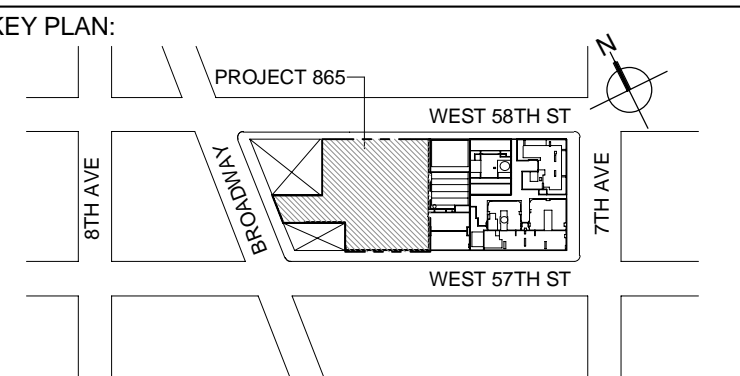




2 68th FLOOR PLAN
1/8" = 1'-0"



1 69th FLOOR PLAN
1/8" = 1'-0"



DEVELOPER:
EXTELL DEVELOPMENT COMPANY
805 THIRD AVENUE, 7TH FLOOR
New York, NY 10022 USA
TEL: 212 712 6000 FAX: 212 712 6100

DESIGN ARCHITECT: Base Building Shell & Core
ADRIAN SMITH + GORDON GILL ARCHITECTURE
111 WEST MONROE STREET SUITE 2300
CHICAGO, IL 60603
TEL: 312 925 1888 FAX: 312 920 1775

INTERIOR DESIGNER: Residential
Rottet Architecture and Design Studio, PLLC
288 Fifth Ave, 7th Floor
New York, NY 10001
TEL: 646 998 7000 FAX:

ARCHITECT OF RECORD: Base Building Shell, Core, & Residential
AJA ARCHITECTS, P.C.
401 Wellington St., 3rd Floor
Toronto, ON M5V 1E7 Canada
TEL: 416 967 1500 FAX: 416 967 1750

STRUCTURAL ENGINEERS:
WSP CANTOR SEINUK
228 EAST 45th Street
New York, NY 10017 USA
TEL: 212 697 9588 FAX: 646 487 5501

MEP ENGINEERS:
AKF GROUP
One Liberty Plaza, 165 Broadway
New York, NY 10006 USA
TEL: 212 354 5656 FAX: 212 354 5668

GEOTECHNICAL ENGINEERS:
Langan Engineering & Environmental Services
21 Penn Plaza - 360 West 37th Street, 8th Floor
New York, NY 10001-2227
TEL: 212 479 5400 FAX: 212 479 5444

CODE CONSULTANTS:
Construction Consulting Associates
100 Church Street
New York, NY 10007
TEL: 212 385 1810 FAX: 212 385 1911

CURTAINWALL CONSULTANT:
AJLP Consulting
40 Worth Street, Suite 826
New York, NY 10013
TEL: 212 757 5559 FAX: 646 219 8508

LANDMARK/PRESERVATION CONSULTANT:
Jan Hind Pokorny Associates, Inc.
39 West 37th Street, 12A
New York, NY 10018
TEL: 212 759 6462 FAX: 212 759 6540

No.	DESCRIPTION	DATE
1	ISSUED FOR SCHEMATIC DESIGN	04 APR 2014
2	ISSUED FOR DESIGN DEVELOPMENT	01 JUL 2014
3	ISSUED FOR DESIGN DEVELOPMENT	31 JUL 2014
4	CD PROGRESS ISSUE 1	15 OCT 2014
5	ISSUED FOR BID - MECHANICAL	15 OCT 2014
6	ISSUED FOR BID - RESIDENTIAL FIT-OUT PIPING	17 NOV 2014
7	DOB SUBMISSION	19 DEC 2014

0 4'-0" 8'-0" 16'-0"

DOB SUBMISSION


Discrepancies must be reported immediately to the Architect before proceeding. Only figured dimensions are to be used. Corrections must check all dimensions on site. This drawing is protected by copyright.

ALL DIMENSIONS ARE SHOWN IN IMPERIAL.

CONSULTANT:
AKF
1501 BROADWAY, SUITE 700
NEW YORK, NY 10036
T: 212 354 5656 F: 212 354 5668
Website: www.akfgroup.com

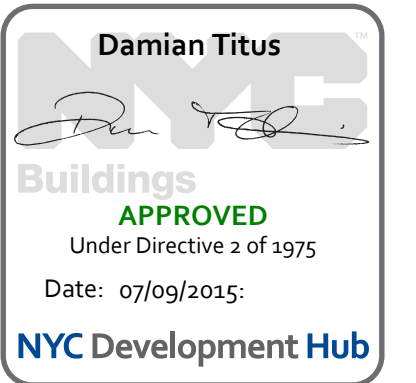
PROJECT:
217 WEST 57TH STREET
NEW YORK, NY

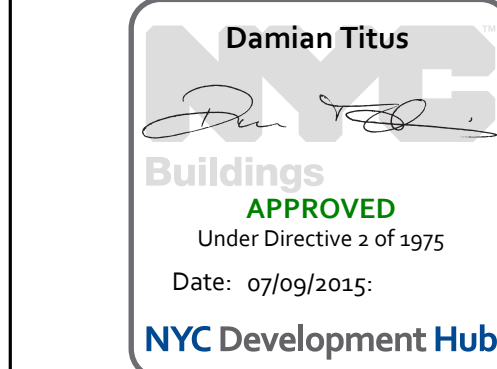
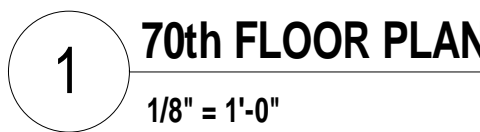

DRAWING TITLE:
MECHANICAL
68th and 69th FLOOR PLANS - PIPING

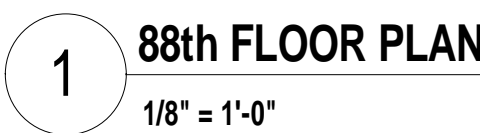
SEAL & SIGNATURE:	DATE: 04/04/14	
	PROJECT No: Y130747-000	REV:
	DRAWN: MY	7
	CHK: PHS	
	SCALE: 1/8" = 1'-0"	
DWG No:	M-255.00	

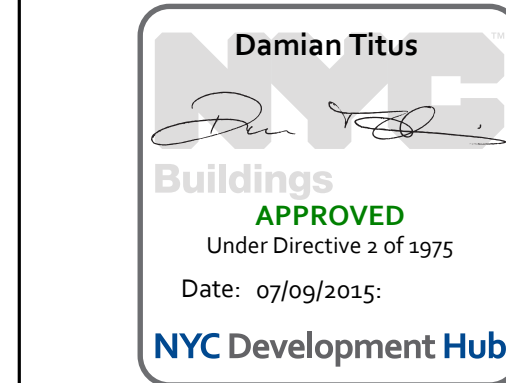
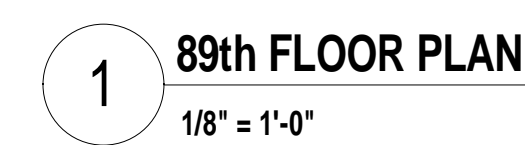
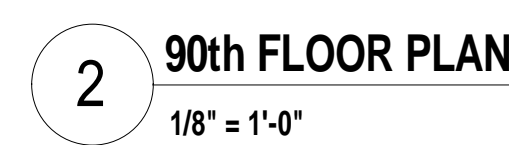
DOB PAGE No: 88 of 117

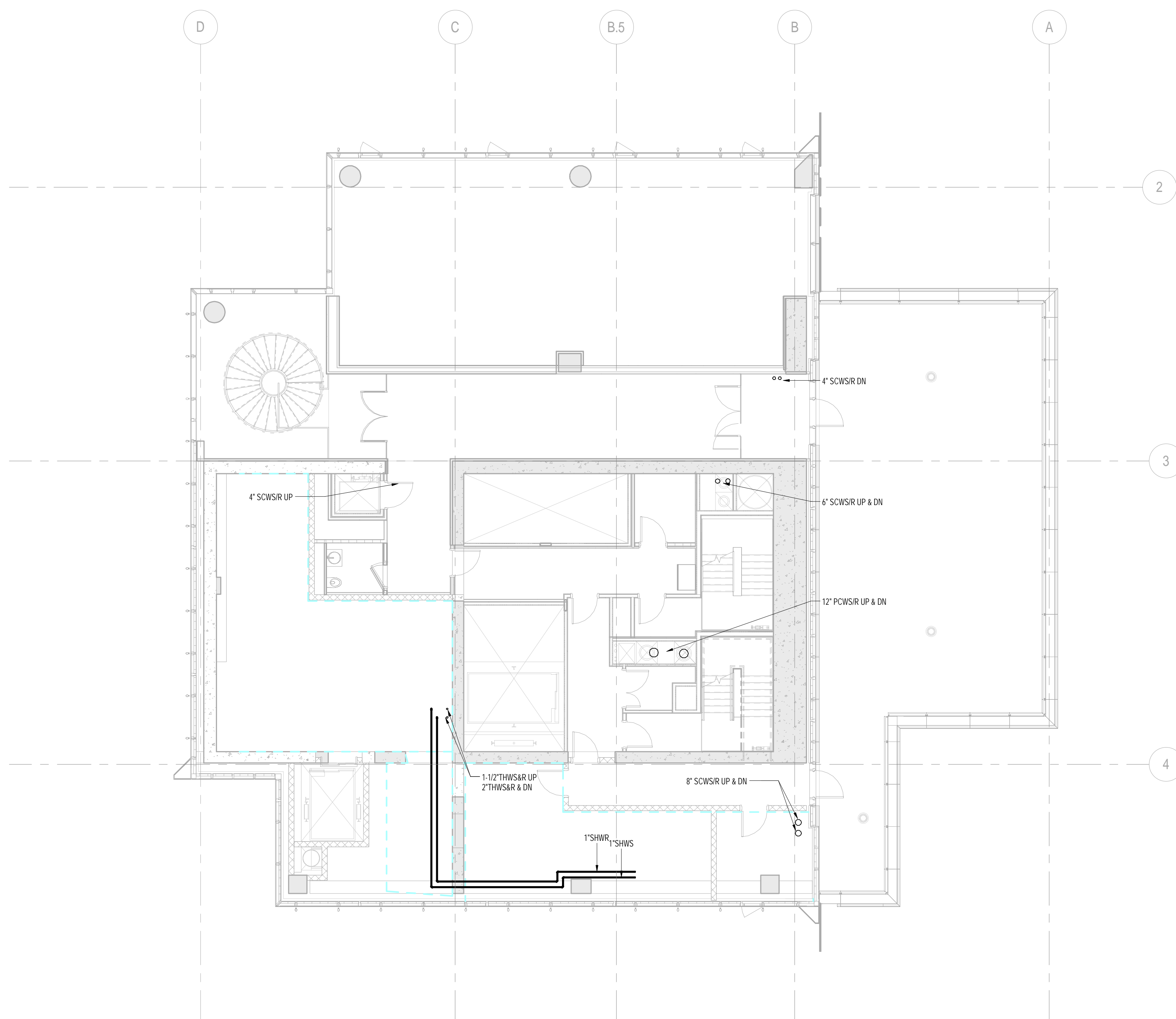
DOB EMPLOYEE STAMP: DOB B-SCAN:



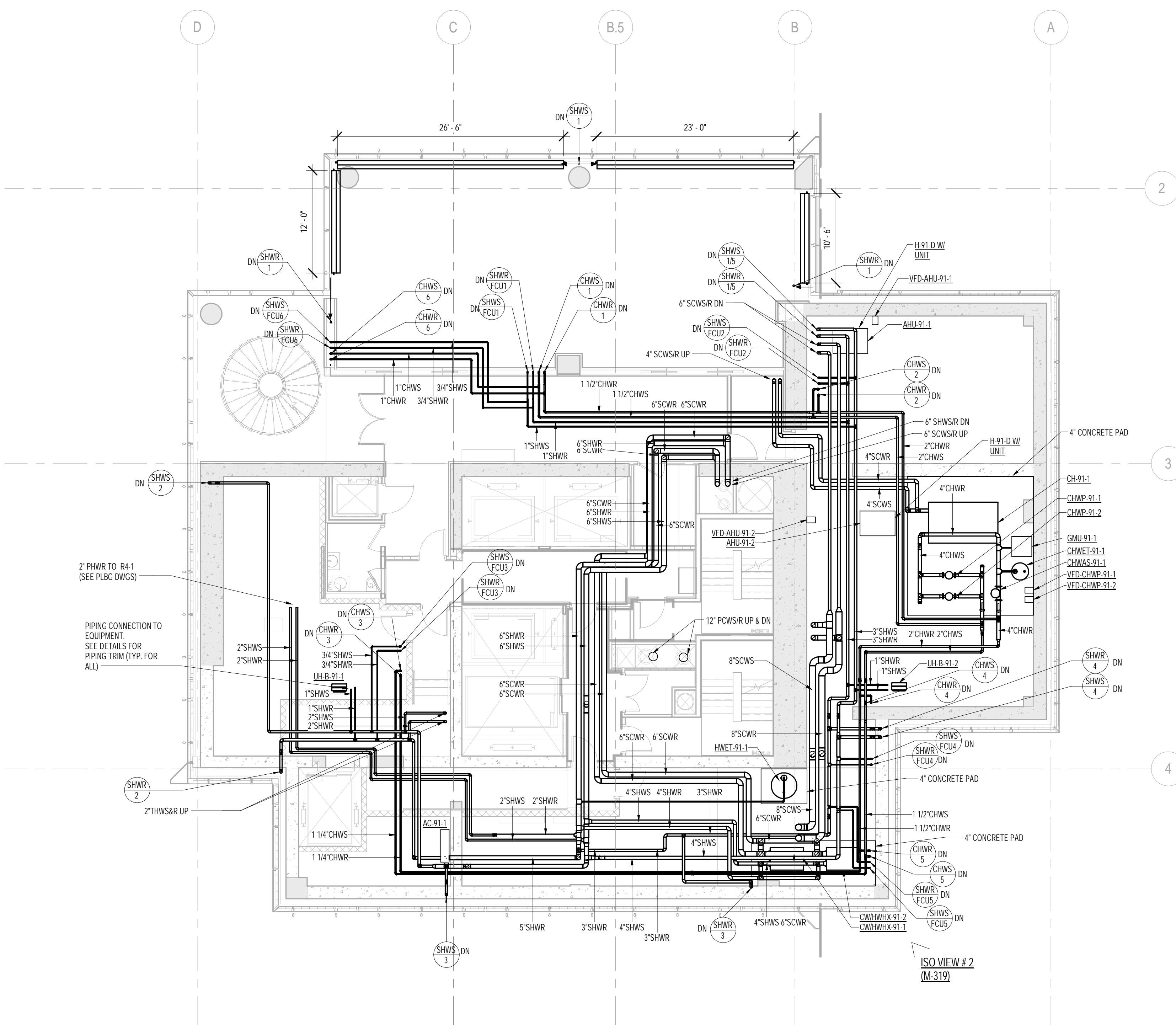






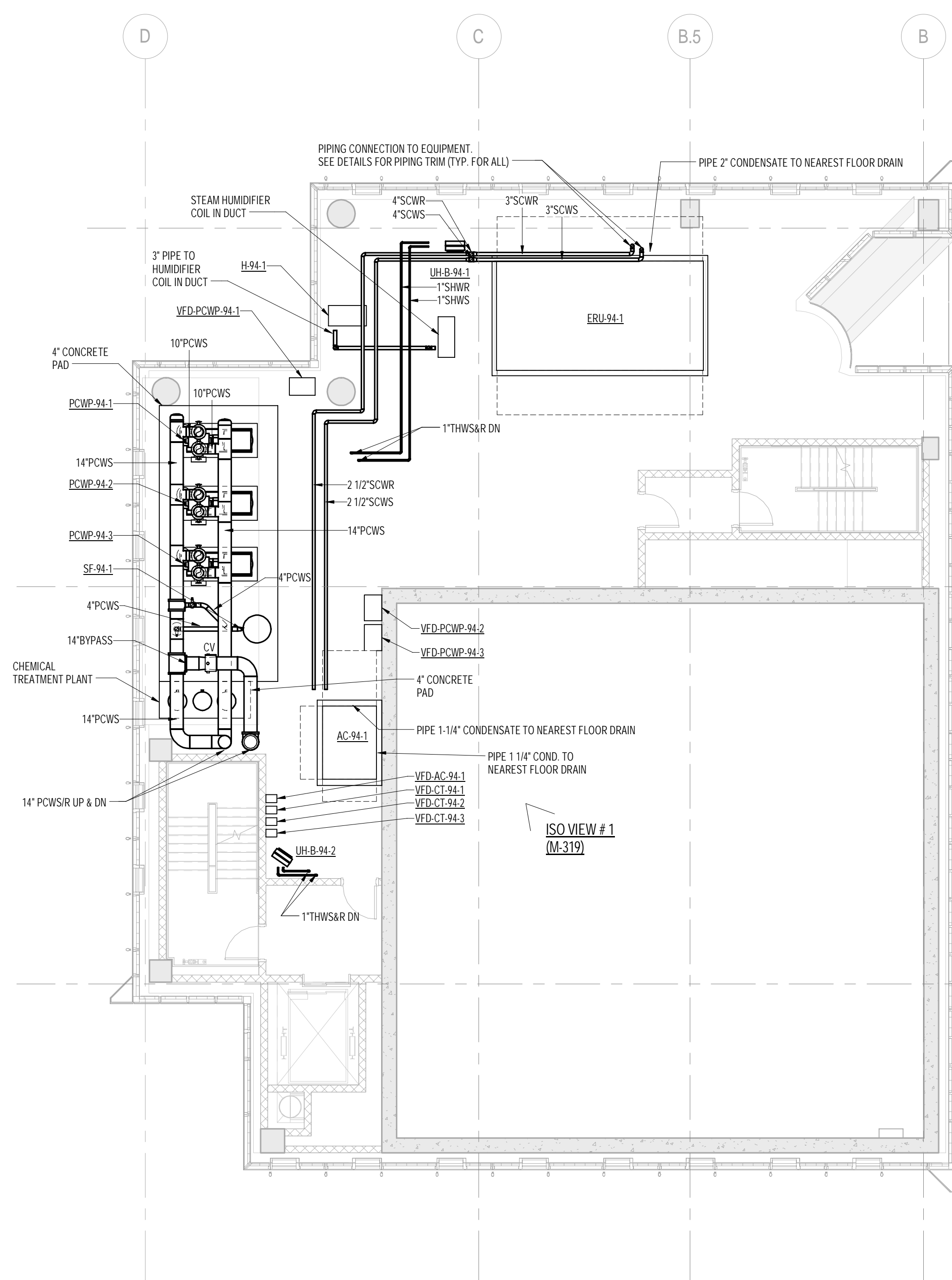


2 92nd FLOOR PLAN
1/8" = 1'-0"

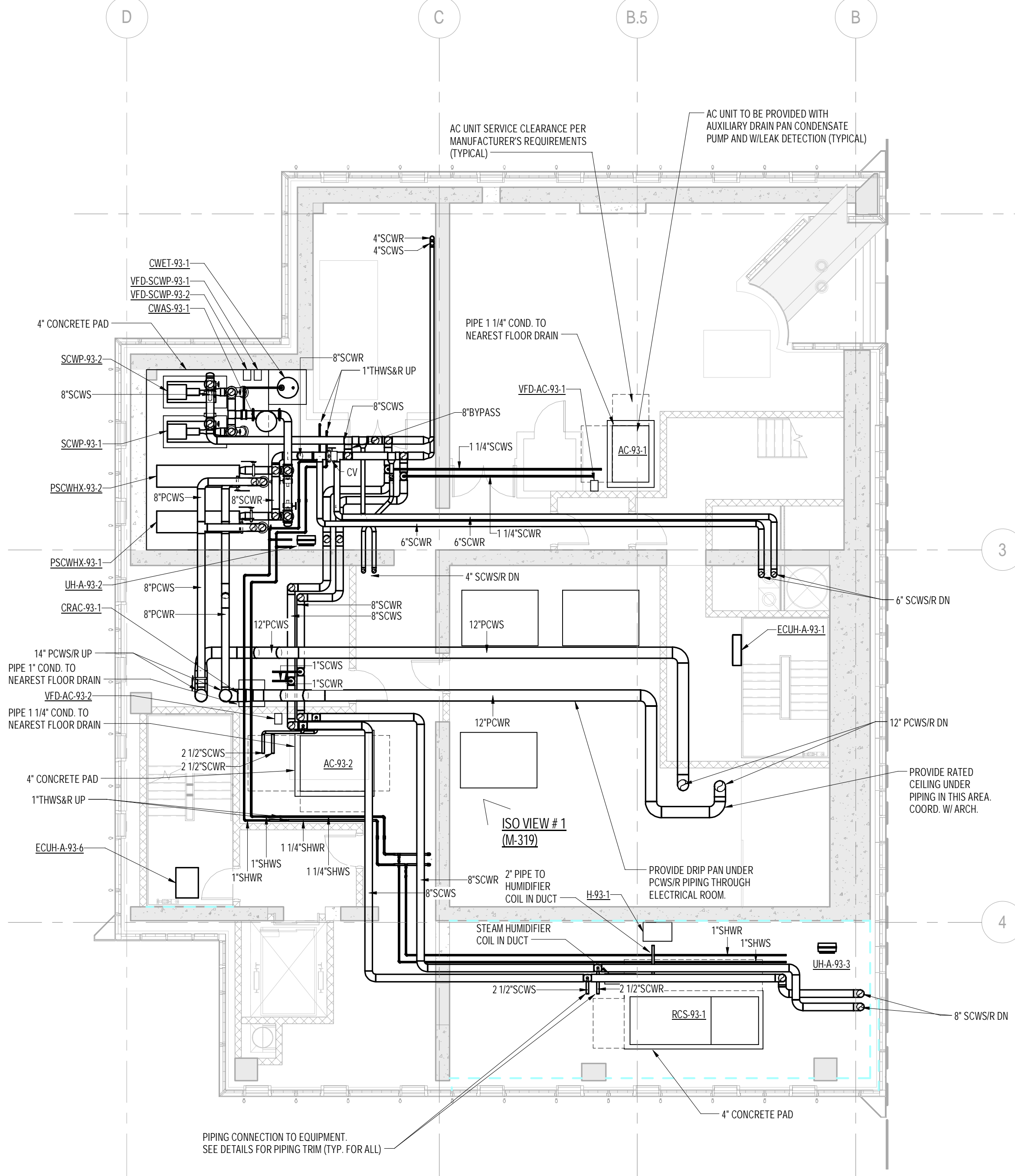


1 91st FLOOR PLAN
1/8" = 1'-0"

[illegible]

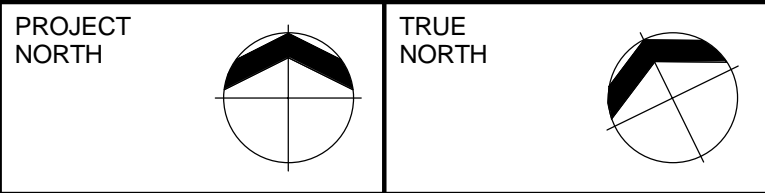
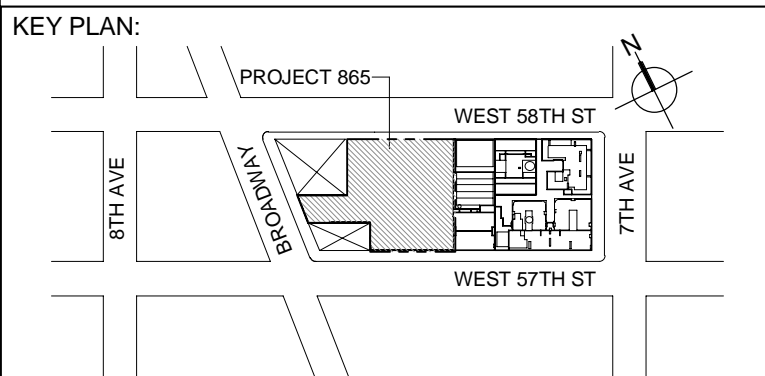


2 94th FLOOR DAMPER PLAN
1/8" = 1'-0"



1 93rd FLOOR EMR PLAN
1/8" = 1'-0"

- PIPING NOTES:
1. RUN CONDENSATE LINE FROM AC UNITS TO NEAREST FLOOR DRAIN. COORDINATE WITH PLUMBING PLANS.
 2. ALL PIPING SHALL BE INSULATED PER MECHANICAL SPECIFICATIONS.



DEVELOPER: **EXTELL DEVELOPMENT COMPANY**
805 THIRD AVENUE, 7TH FLOOR
New York, NY 10022 USA
TEL: 212 712 6000 FAX: 212 712 6100

DESIGN ARCHITECT: Base Building Shell & Core
ADRIAN SMITH + GORDON GILL ARCHITECTURE
111 WEST MONROE STREET SUITE 2300
CHICAGO, IL 60603
TEL: 312 925 1888 FAX: 312 920 1775

INTERIOR DESIGNER: Residential
Rottet Architecture and Design Studio, PLLC
288 Fifth Ave, 7th Floor
New York, NY 10001
TEL: 646 998 7000 FAX:

ARCHITECT OF RECORD: Base Building Shell, Core, & Residential
AJA ARCHITECTS, P.C.
401 Wallington St., W., 3rd Floor
Toronto, ON M5V 1E7 Canada
TEL: 416 967 1500 FAX: 416 967 7150

STRUCTURAL ENGINEERS:
WSP CANTOR SEINUK
228 EAST 46th Street
New York, NY 10017 USA
TEL: 212 697 9888 FAX: 646 487 5501

MEP ENGINEERS:
AKF GROUP
One Liberty Plaza, 165 Broadway
New York, NY 10006 USA
TEL: 212 354 5656 FAX: 212 354 5668

GEOTECHNICAL ENGINEERS:
Langan Engineering & Environmental Services
21 Penn Plaza - 360 West 37th Street, 8th Floor
New York, NY 10001-2227
TEL: 212 479 5400 FAX: 212 479 5444

CODE CONSULTANTS:
Construction Consulting Associates
100 Church Street
New York, NY 10007
TEL: 212 385 1810 FAX: 212 385 1911

CURTAINWALL CONSULTANT:
AJLP Consulting
40 Worth Street, Suite 826
New York, NY 10013
TEL: 212 757 5559 FAX: 646 219 8508

LANDMARK/PRESERVATION CONSULTANT:
Jan Hind Pokorny Associates, Inc.
39 West 37th Street, 12A
New York, NY 10018
TEL: 212 759 6462 FAX: 212 759 6540

No.	DESCRIPTION	DATE
1	ISSUED FOR SCHEMATIC DESIGN	04 APR 2014
2	ISSUED FOR DESIGN DEVELOPMENT	01 JUL 2014
3	ISSUED FOR DESIGN DEVELOPMENT	31 JUL 2014
4	CD PROGRESS ISSUE 1	15 OCT 2014
5	ISSUED FOR BID - MECHANICAL	15 OCT 2014
6	ISSUED FOR BID - RESIDENTIAL FIT-OUT PIPING	17 NOV 2014
7	DOB SUBMISSION	19 DEC 2014

0 4'-0" 8'-0" 16'-0"

DOB SUBMISSION


Discrepancies must be reported immediately to the Architect before proceeding. Only figured dimensions are to be used. Contractors must check all dimensions on site. This drawing is protected by copyright.


ALL DIMENSIONS ARE SHOWN IN IMPERIAL.

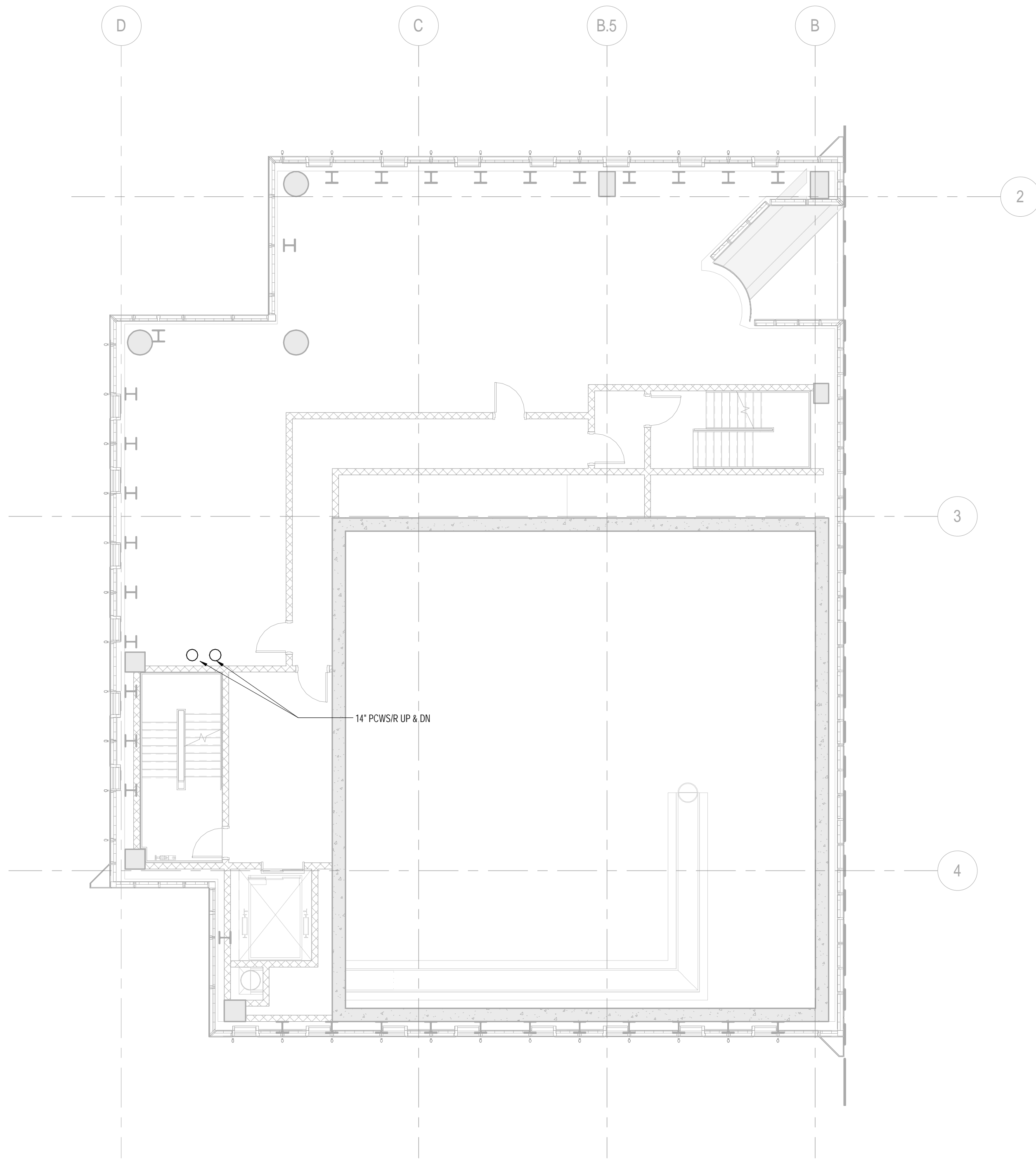
CONSULTANT: **AKF**
1501 BROADWAY, SUITE 700
NEW YORK, NY 10036
T: 212 354 5656 F: 212 354 5668
Website: www.akfgroup.com Email: info@akfgroup.com

PROJECT: **217 WEST 57TH STREET**
NEW YORK, NY

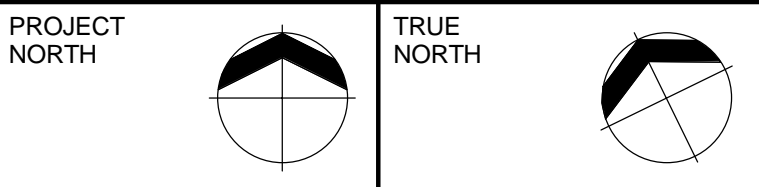
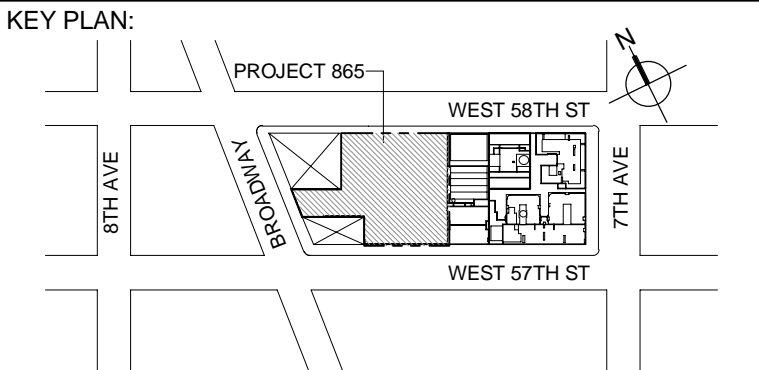
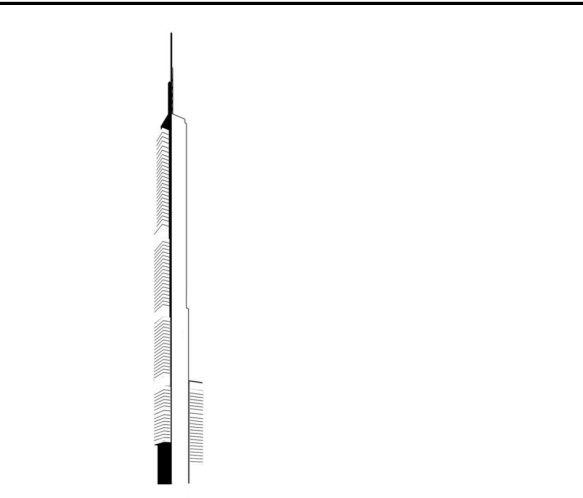
DRAWING TITLE: **MECHANICAL**
93rd and 94th FLOOR PLANS - PIPING

SEAL & SIGNATURE:  DATE: 04/04/14
PROJECT No: Y130747-000
DRAWN: MY REV: 7
CHK: PHS
SCALE: As indicated
DWG No: **M-268.00**

DOB PAGE No: 73 of 117
DOB EMPLOYEE STAMP:  DOB B-SCAN:



1 95th FLOOR PLAN
1/8" = 1'-0"



DEVELOPER:
EXTELL DEVELOPMENT COMPANY
805 THIRD AVENUE, 7TH FLOOR
New York, NY 10022 USA
TEL: 212 712 6000 FAX: 212 712 6100

DESIGN ARCHITECT: Base Building Shell & Core
ADRIAN SMITH + GORDON GILL ARCHITECTURE
111 WEST MONROE STREET SUITE 2300
CHICAGO, IL 60663
TEL: 312 925 1888 FAX: 312 920 1775

INTERIOR DESIGNER: Residential
Rottet Architecture and Design Studio, PLLC
238 Fifth Ave, 7th Floor
New York, NY 10001
TEL: 646 998 7000 FAX:

ARCHITECT OF RECORD: Base Building Shell, Core, & Residential
AJA ARCHITECTS, P.C.
4011 Wellington St. W., 3rd Floor
Toronto, ON M5V 1E7 Canada
TEL: 416 967 1500 FAX: 416 967 7150

STRUCTURAL ENGINEERS:
WSP CANTOR SEINUK
228 EAST 45th Street
New York, NY 10017 USA
TEL: 212 697 9988 FAX: 646 487 5501

MEP ENGINEERS:
AKF GROUP
One Liberty Plaza, 165 Broadway
New York, NY 10006 USA
TEL: 212 354 5666 FAX: 212 354 5668

GEOTECHNICAL ENGINEERS:
Langan Engineering & Environmental Services
21 Penn Plaza - 360 West 37th Street, 8th Floor
New York, NY 10001-2727
TEL: 212 479 5400 FAX: 212 479 5444

CODE CONSULTANTS:
Construction Consulting Associates
100 Church Street
New York, NY 10007
TEL: 212 385 1810 FAX: 212 385 1911

CURTAINWALL CONSULTANT:
AJLP Consulting
40 Worth Street, Suite 826
New York, NY 10013
TEL: 212 757 5659 FAX: 646 219 8508

LANDMARK/PRESERVATION CONSULTANT:
Jan Hind Pokorny Associates, Inc.
39 West 37th Street, 12A
New York, NY 10018
TEL: 212 759 6462 FAX: 212 759 6540

No.	DESCRIPTION	DATE
1	ISSUED FOR SCHEMATIC DESIGN	04 APR 2014
2	ISSUED FOR DESIGN DEVELOPMENT	01 JUL 2014
3	ISSUED FOR DESIGN DEVELOPMENT	31 JUL 2014
4	CD PROGRESS ISSUE 1	15 OCT 2014
5	ISSUED FOR BID - MECHANICAL	15 OCT 2014
6	DOB SUBMISSION	19 DEC 2014

0 4'-0" 8'-0" 16'-0"

DOB SUBMISSION

Discrepancies must be reported immediately to the Architect before proceeding. Only figured dimensions are to be used. Contractors must check all dimensions on site. This drawing is protected by copyright.

ALL DIMENSIONS ARE SHOWN IN IMPERIAL.

CONSULTANT:
AKF
1501 BROADWAY, SUITE 700
NEW YORK, NY 10036
T: 212 354 5656 F: 212 354 5668
www.akfgroup.com

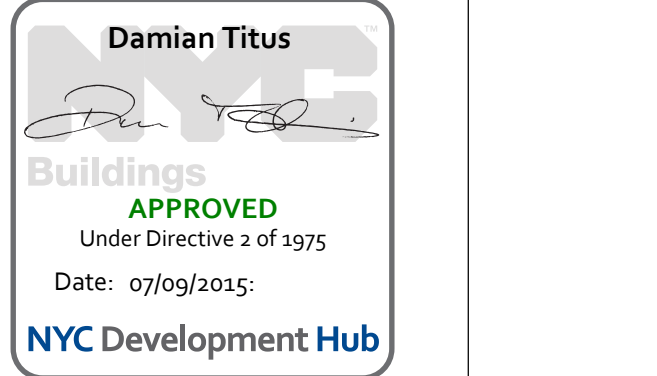
PROJECT:
217 WEST 57TH STREET
NEW YORK, NY

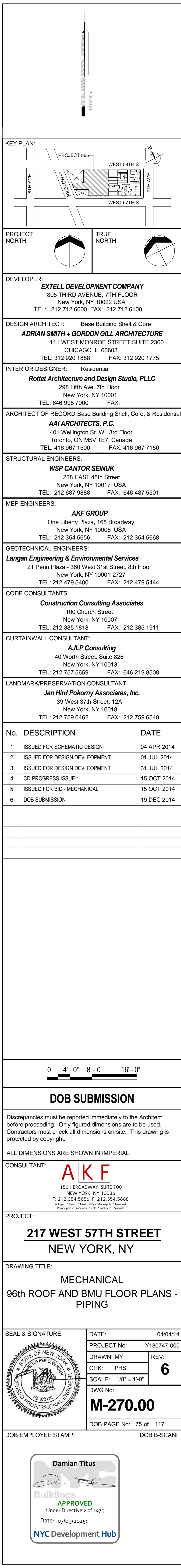
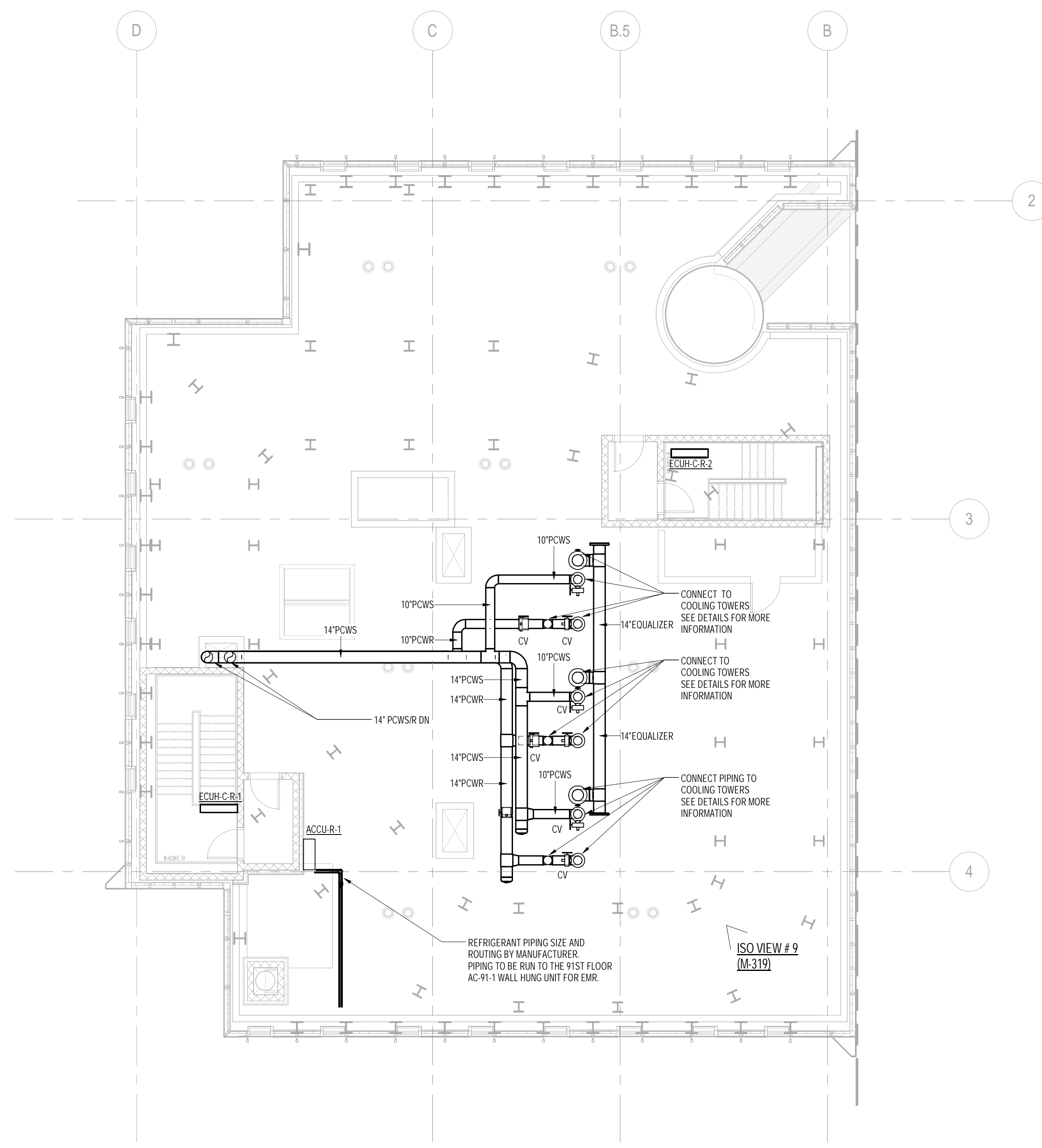
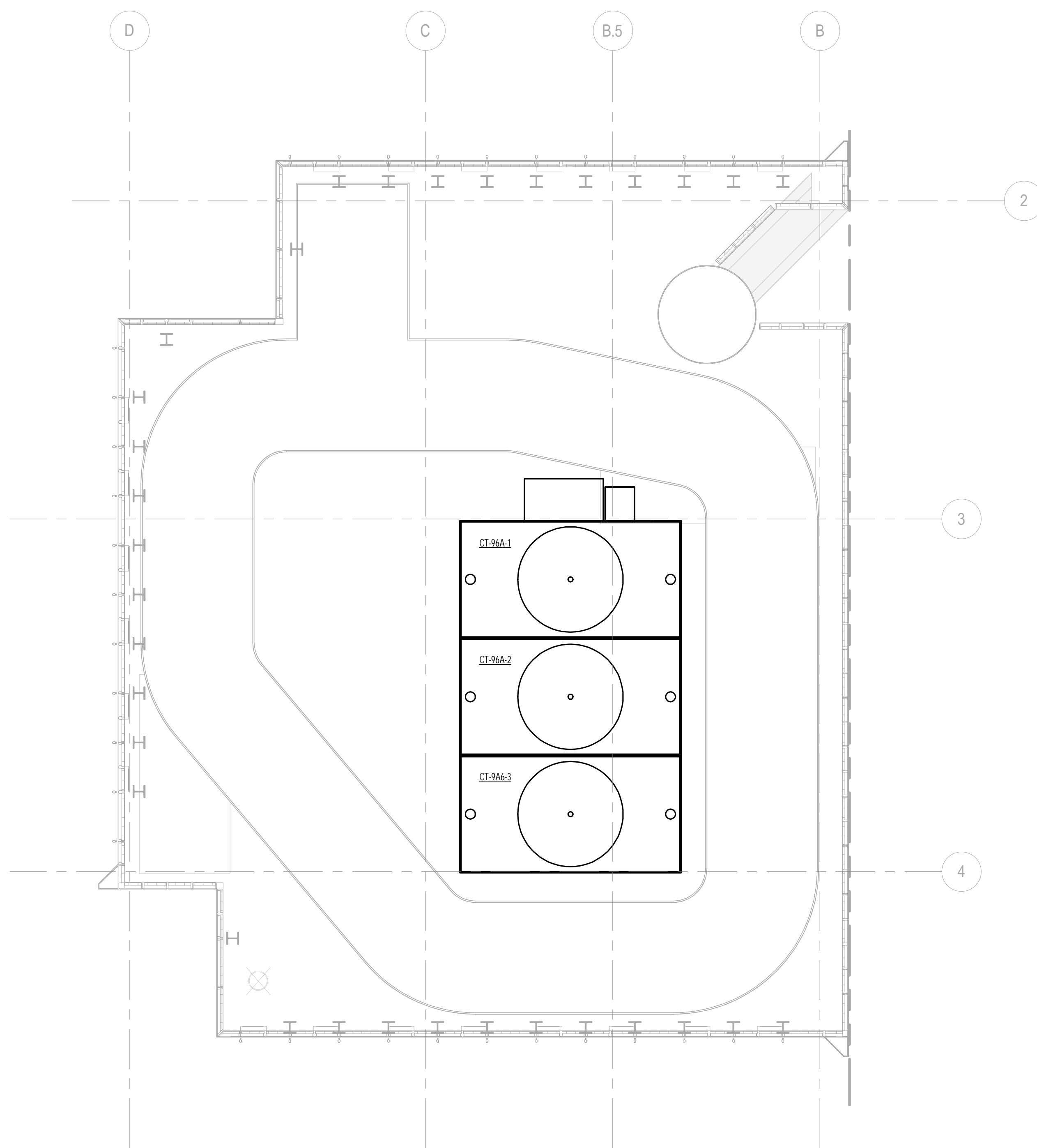
DRAWING TITLE:
MECHANICAL
95th FLOOR PLANS - PIPING

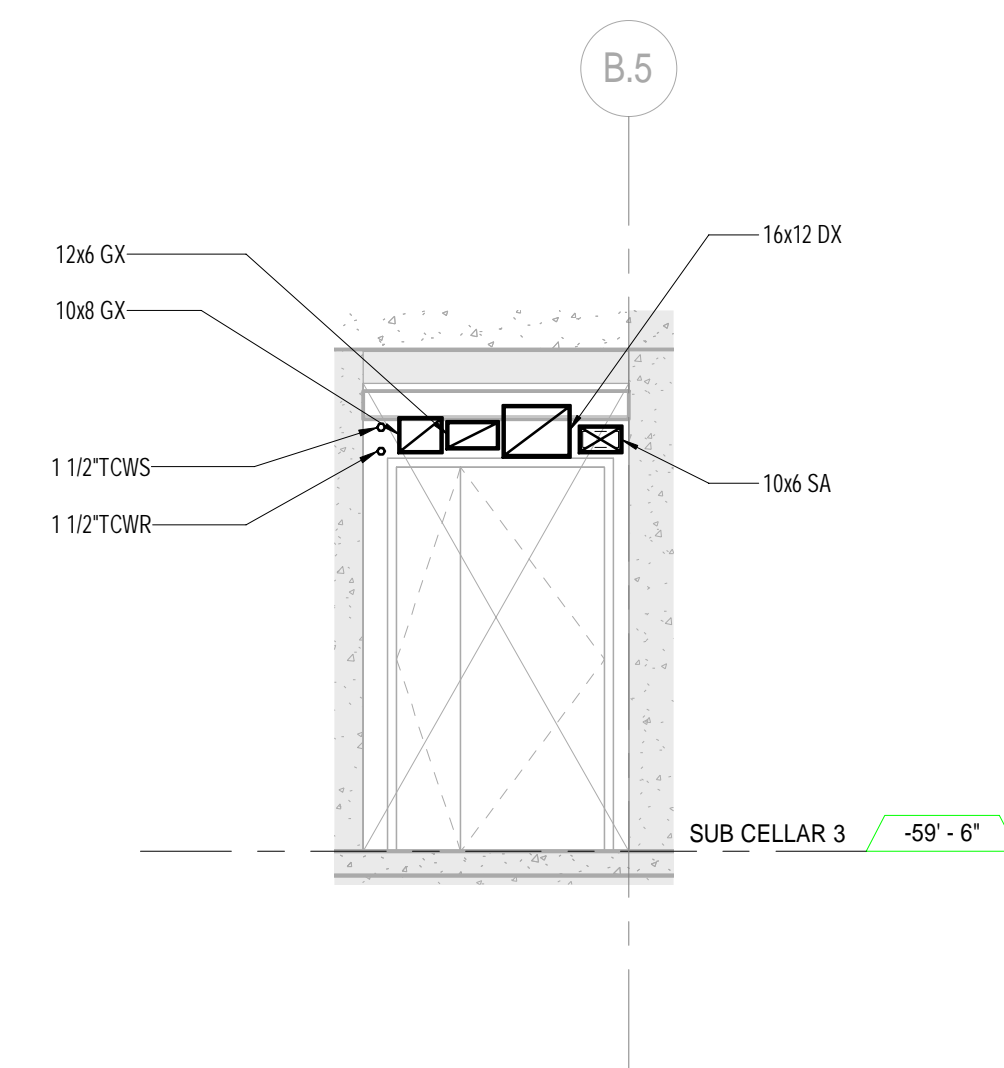
SEAL & SIGNATURE:	DATE: 04/04/14	
	PROJECT No: Y130747-000	
	DRAWN: MY	REV:
	CHK: PHS	6
	SCALE: 1/8" = 1'-0"	
DWG No:	M-269.00	

DOB PAGE No: 74 of 117

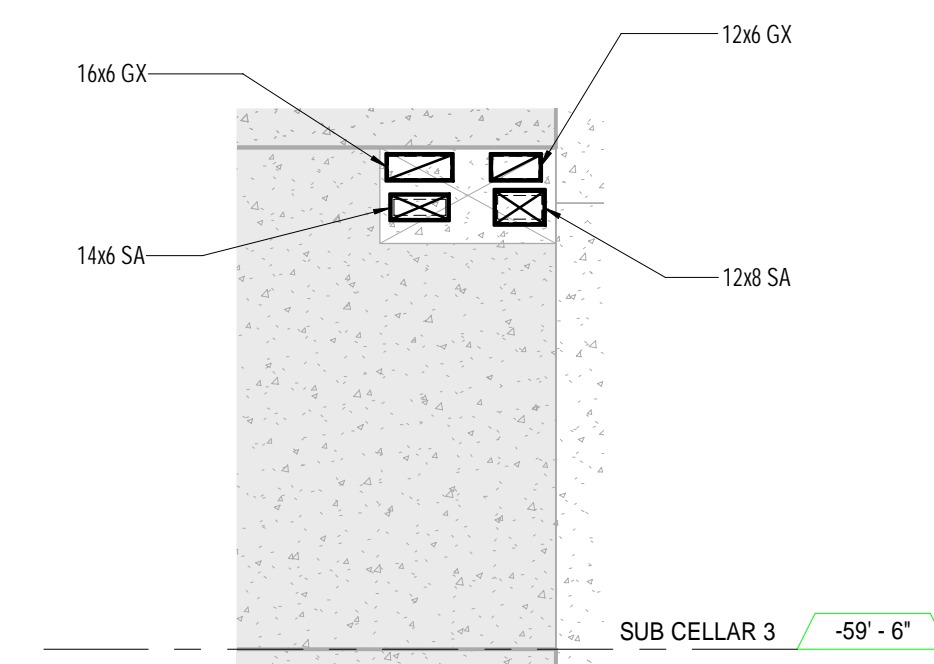
DOB EMPLOYEE STAMP:



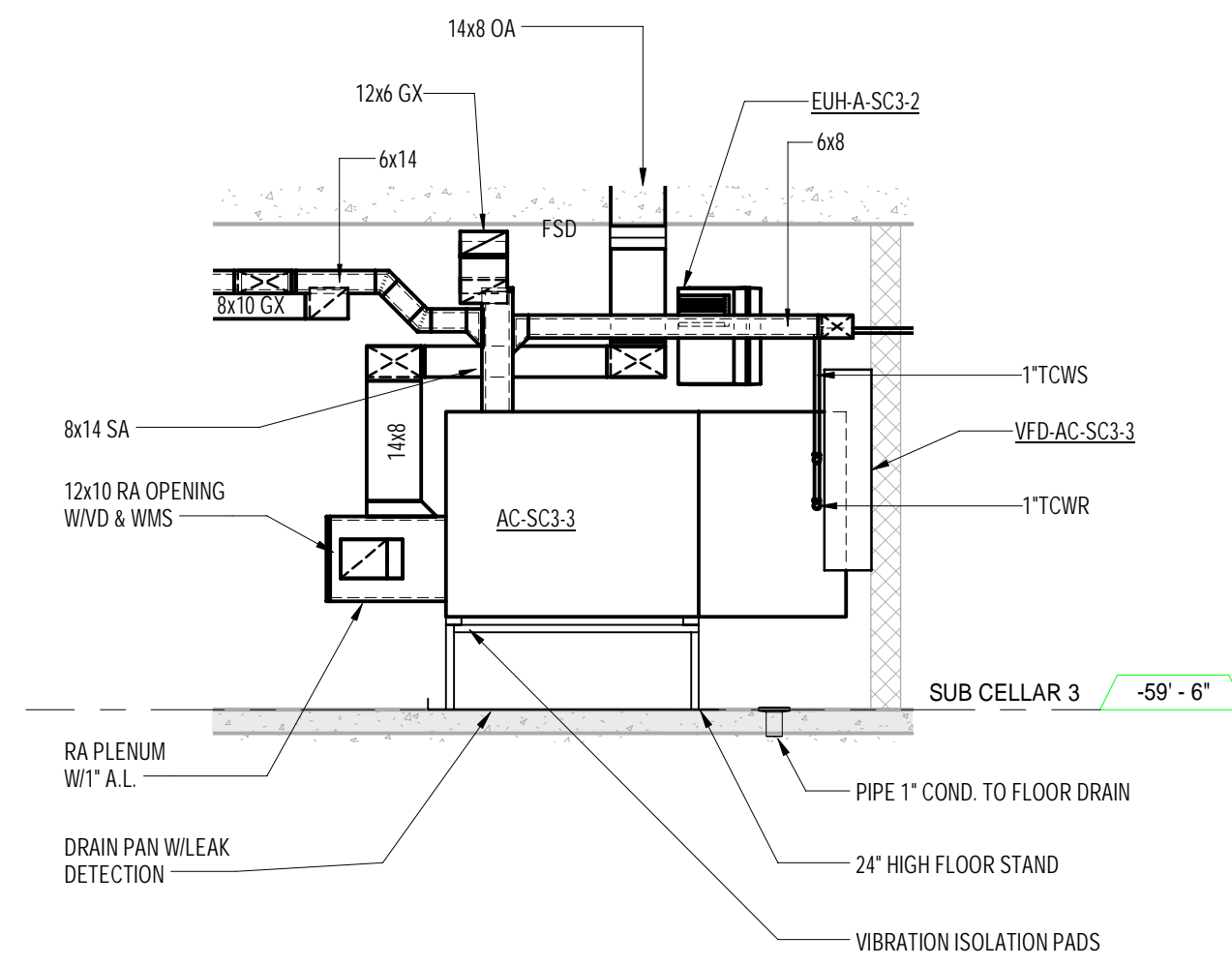




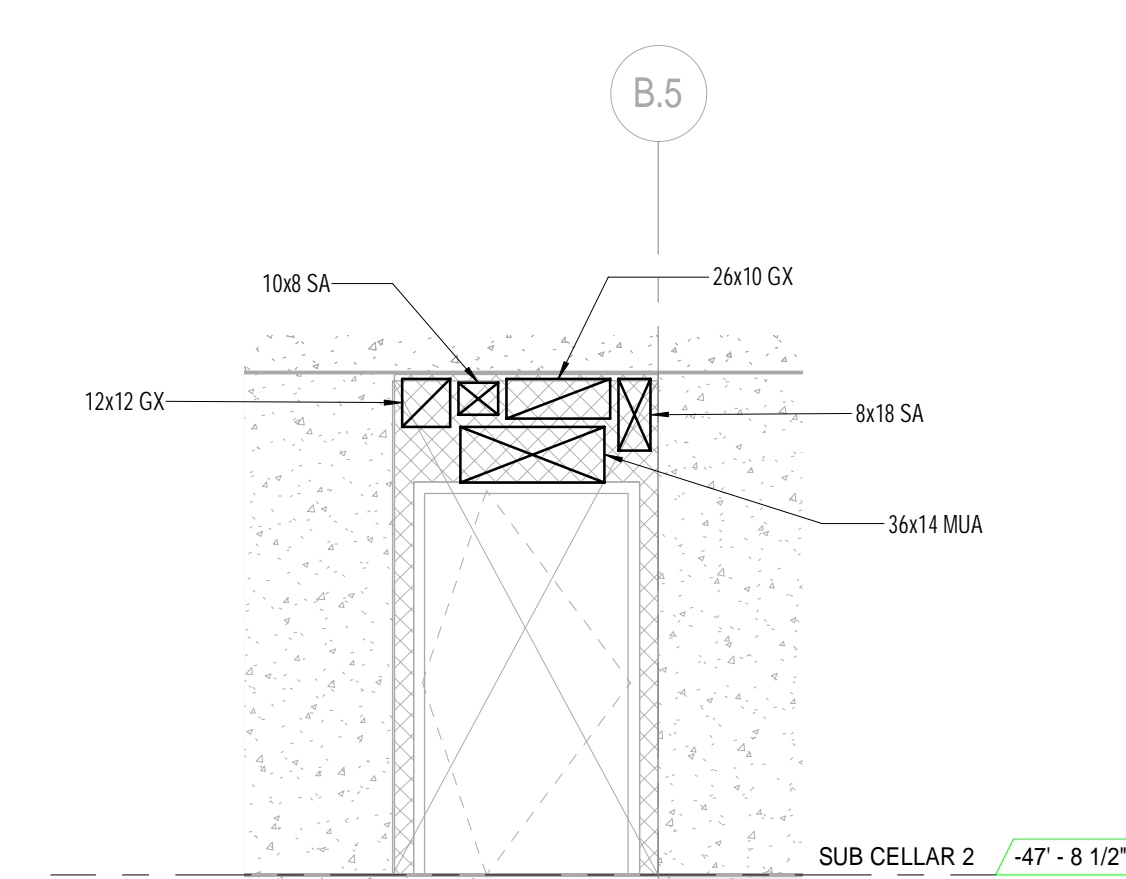
1 SC3 - G.L. 4 ELEVATION
1/4" = 1'-0"



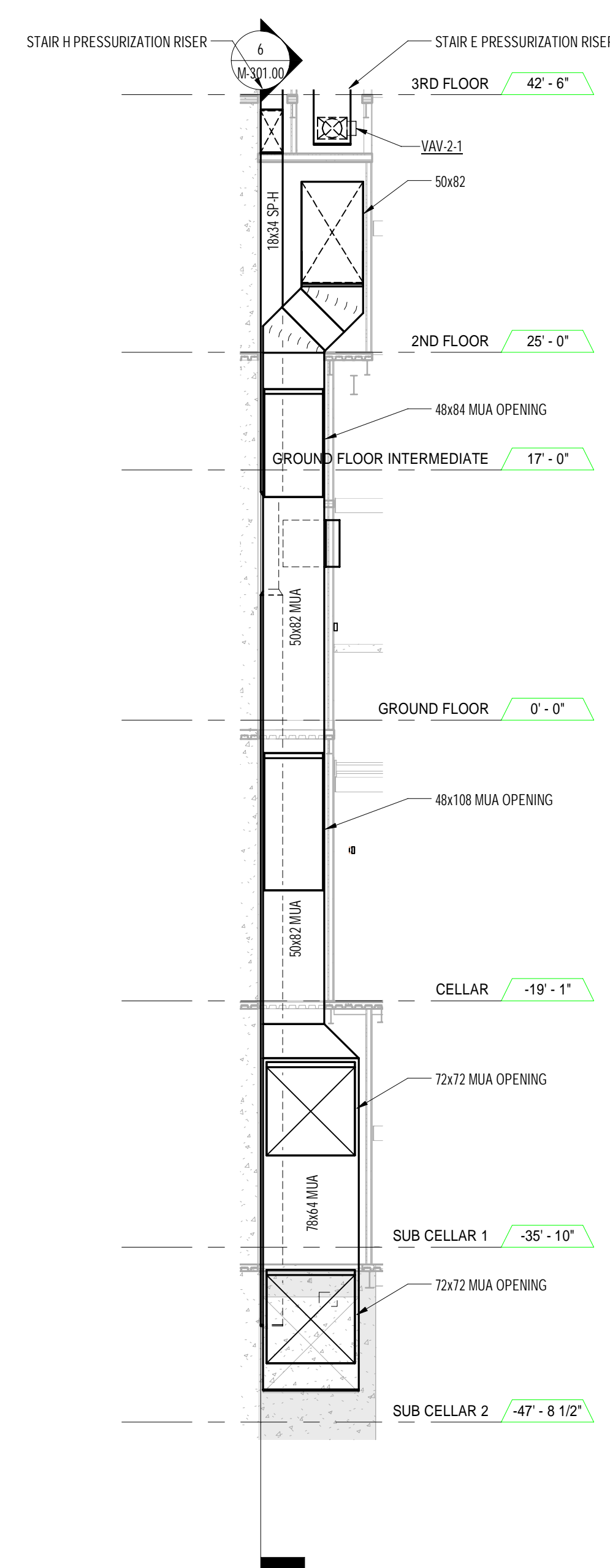
2 SC3 - G.L. 3 ELEVATION
1/4" = 1'-0"



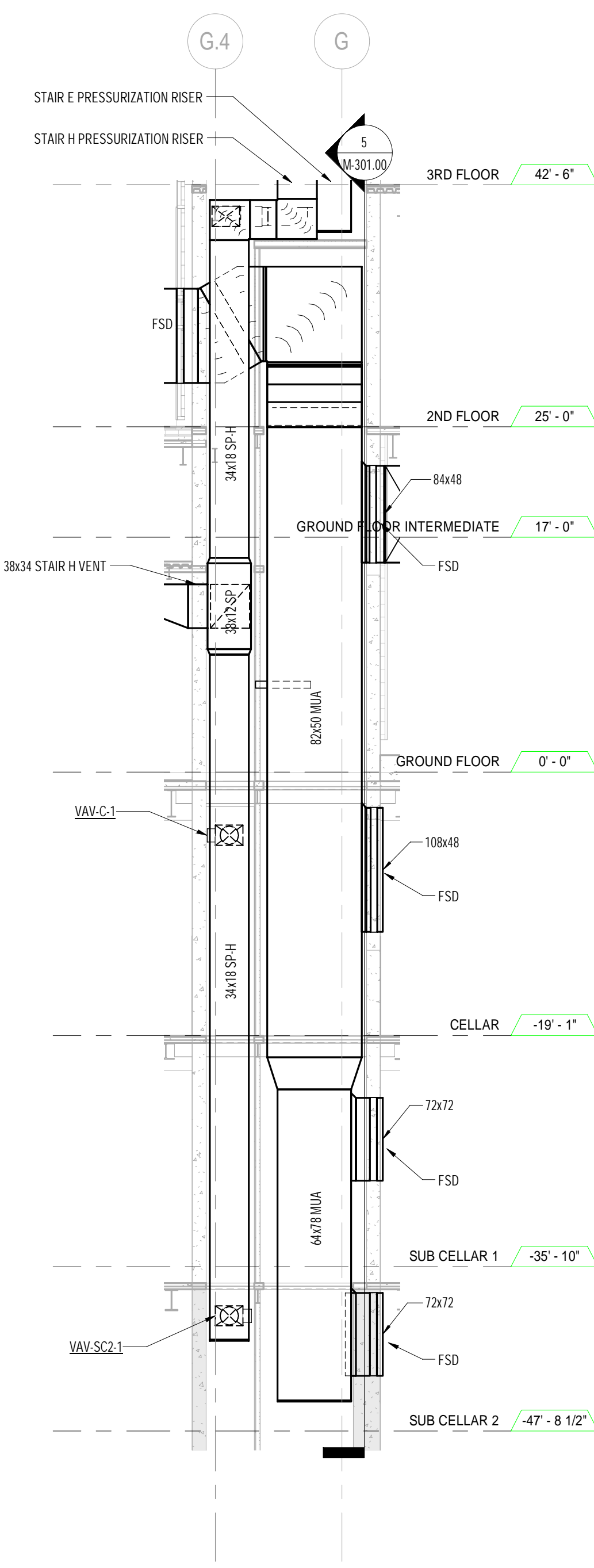
3 SC3 - AC-SC3-3 ELEVATION
1/4" = 1'-0"



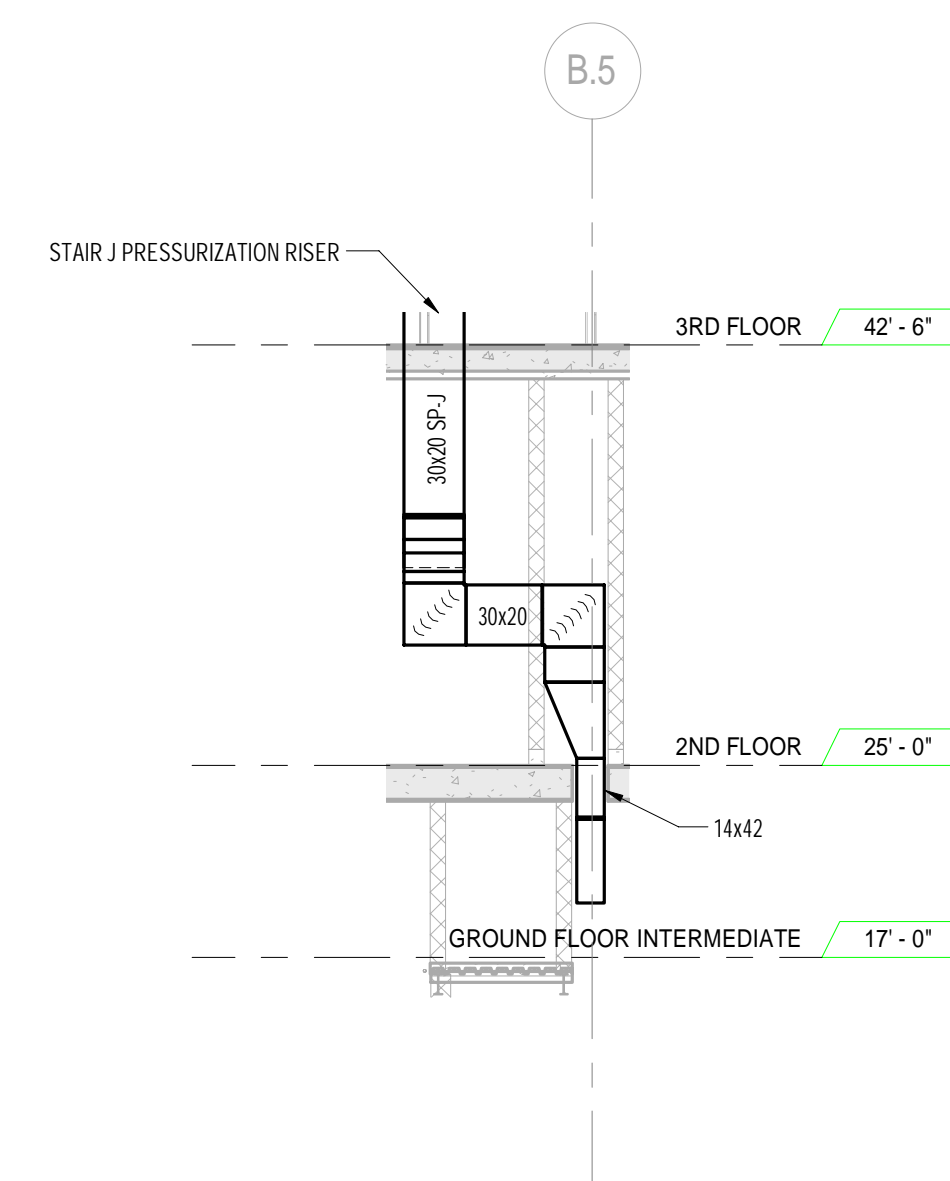
4 SC2 - G.L. 4 ELEVATION
1/4" = 1'-0"



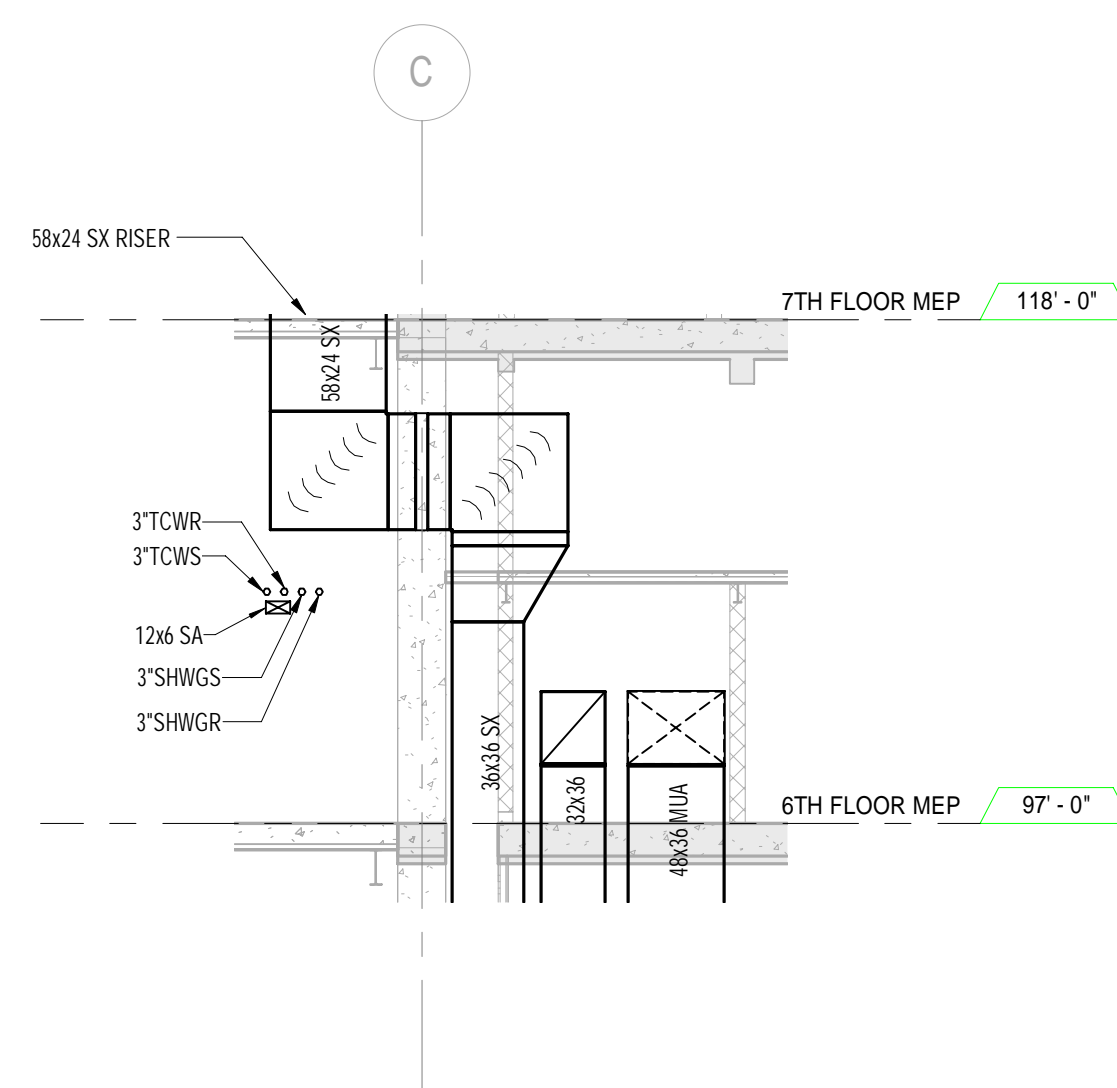
5 2ND FLOOR - RETAIL POST FIRE SMOKE PURGE MAKE-UP AIR RISER ELEVATION - E/W
1/8" = 1'-0"



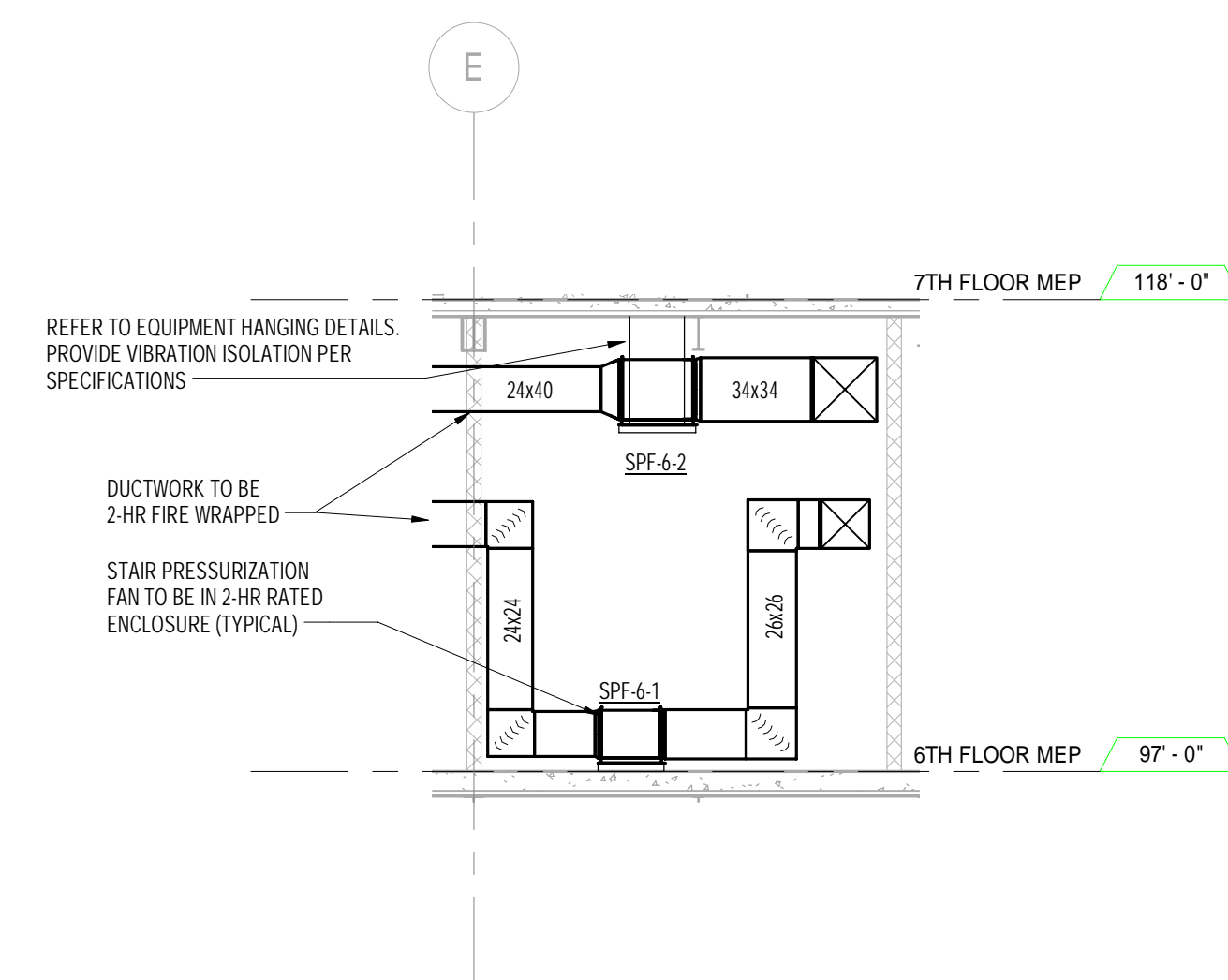
6 2ND FLOOR - RETAIL POST FIRE SMOKE PURGE MAKE-UP AIR RISER ELEVATION - N/S
1/8" = 1'-0"



7 2ND FLOOR - STAIR J PRESSURIZATION RISER ELEVATION
1/8" = 1'-0"

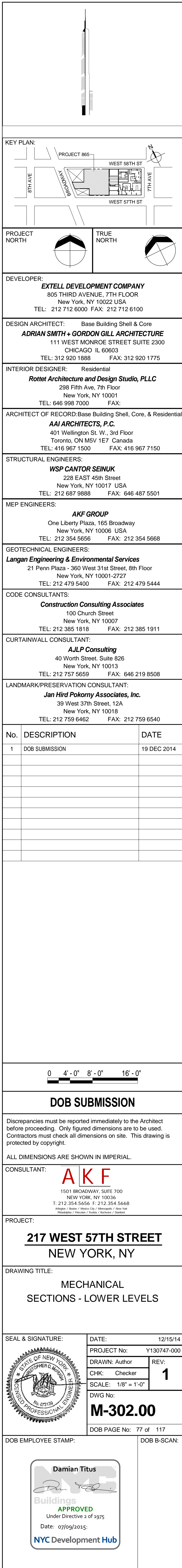


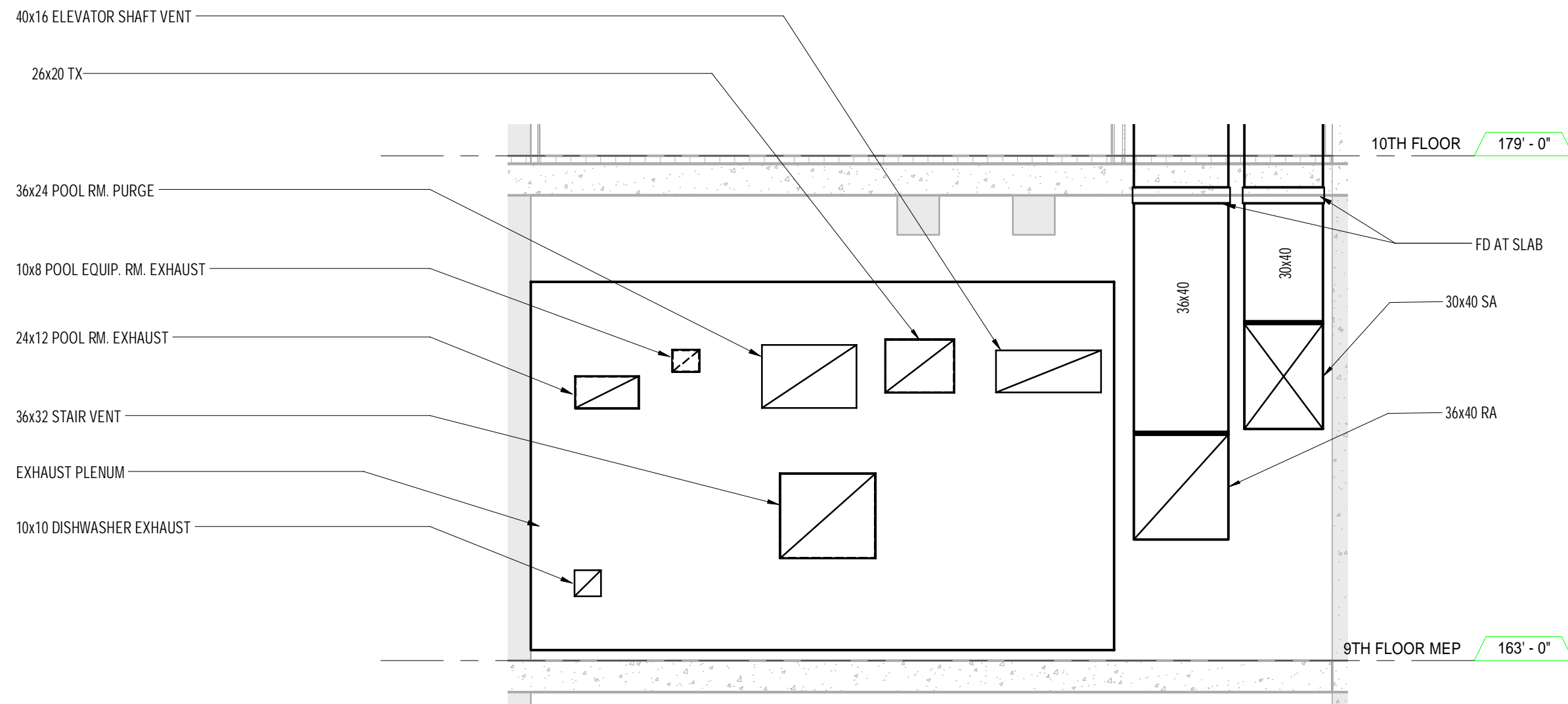
8 6TH FLOOR - PSFP, STAIR VENT, & MUA RISER ELEVATION
1/8" = 1'-0"




9 6TH FLOOR - SPF 6-1 & 2 ELEVATION
1/8" = 1'-0"

[illegible]





1 9TH FLOOR - EXHAUST LOUVER ELEVATION
1/4" = 1'-0"



KEY PLAN:
PROJECT M5 -
WEST 58TH ST
WEST 57TH ST
BROADWAY
7TH AVE
8TH AVE

PROJECT NORTH
TRUE NORTH

DEVELOPER:
EXTELL DEVELOPMENT COMPANY
805 THIRD AVENUE, 7TH FLOOR
New York, NY 10022 USA
TEL: 212 712 6000 FAX: 212 712 6100

DESIGN ARCHITECT: Base Building Shell & Core
ADRIAN SMITH + GORDON GILL ARCHITECTURE
111 WEST MONROE STREET SUITE 2300
CHICAGO IL 60663
TEL: 312 925 1888 FAX: 312 920 1775

INTERIOR DESIGNER: Residential
Rottet Architecture and Design Studio, PLLC
288 Fifth Ave, 7th Floor
New York, NY 10001
TEL: 646 998 7000 FAX:

ARCHITECT OF RECORD: Base Building Shell, Core, & Residential
AJA ARCHITECTS, P.C.
401 Wellington St. W., 3rd Floor
Toronto, ON M5V 1E7 Canada
TEL: 416 967 1500 FAX: 416 967 7150

STRUCTURAL ENGINEERS:
WSP CANTOR SEINUK
228 EAST 46th Street
New York, NY 10017 USA
TEL: 212 697 9888 FAX: 646 487 5501

MEP ENGINEERS:
AKF GROUP
One Liberty Plaza, 165 Broadway
New York, NY 10006 USA
TEL: 212 354 5656 FAX: 212 354 5668

GEOTECHNICAL ENGINEERS:
Langan Engineering & Environmental Services
21 Penn Plaza - 360 West 37th Street, 8th Floor
New York, NY 10001-2727
TEL: 212 479 5400 FAX: 212 479 5444

CODE CONSULTANTS:
Construction Consulting Associates
100 Church Street
New York, NY 10007
TEL: 212 385 1810 FAX: 212 385 1911

CURTAINWALL CONSULTANT:
AJLP Consulting
40 Worth Street, Suite 826
New York, NY 10013
TEL: 212 757 5559 FAX: 646 219 8508

LANDMARK/PRESERVATION CONSULTANT:
Jan Hind Pokorny Associates, Inc.
39 West 37th Street, 12A
New York, NY 10018
TEL: 212 759 6462 FAX: 212 759 6540

No.	DESCRIPTION	DATE
1	DOB SUBMISSION	19 DEC 2014

0 4' - 0" 8' - 0" 16' - 0"

DOB SUBMISSION


Discrepancies must be reported immediately to the Architect before proceeding. Only figured dimensions are to be used. Contractors must check all dimensions on site. This drawing is protected by copyright.


ALL DIMENSIONS ARE SHOWN IN IMPERIAL.

CONSULTANT:
AKF
1501 BROADWAY, SUITE 700
NEW YORK, NY 10036
T: 212 354 5656 F: 212 354 5668
Website: www.akfgroup.com Email: info@akfgroup.com

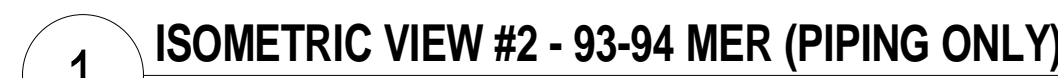
PROJECT:
217 WEST 57TH STREET
NEW YORK, NY

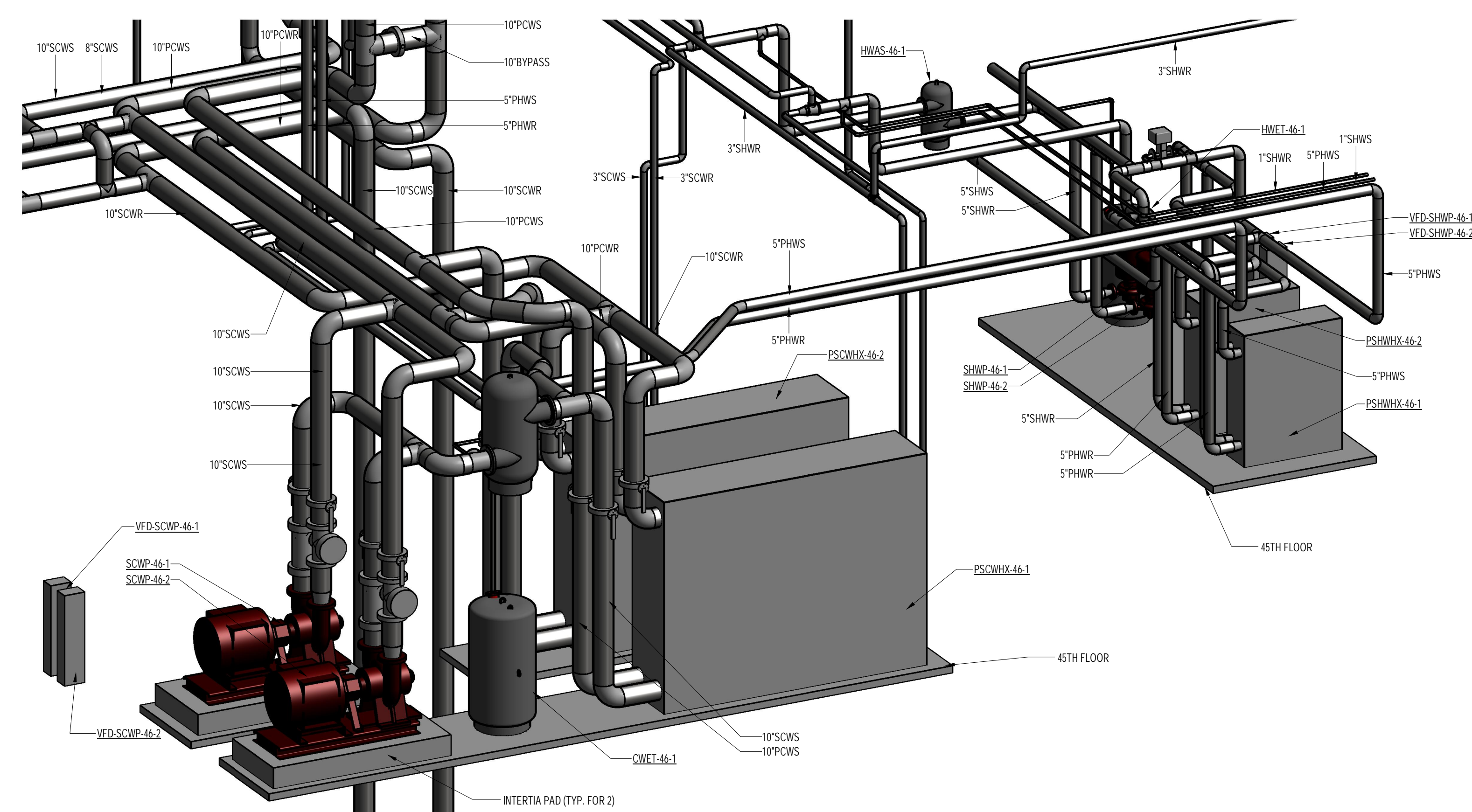
DRAWING TITLE:
MECHANICAL
SECTIONS - 9th FLOOR

SEAL & SIGNATURE:	DATE: 12/15/14
	PROJECT No: Y130747-000
	DRAWN: Author
	CHK: Checker
	SCALE: 1/4" = 1'-0"
DWG No:	REV: 1
DOB PAGE No: 78 of 117	M-307.00
DOB EMPLOYEE STAMP:	DOB S-SCAN:

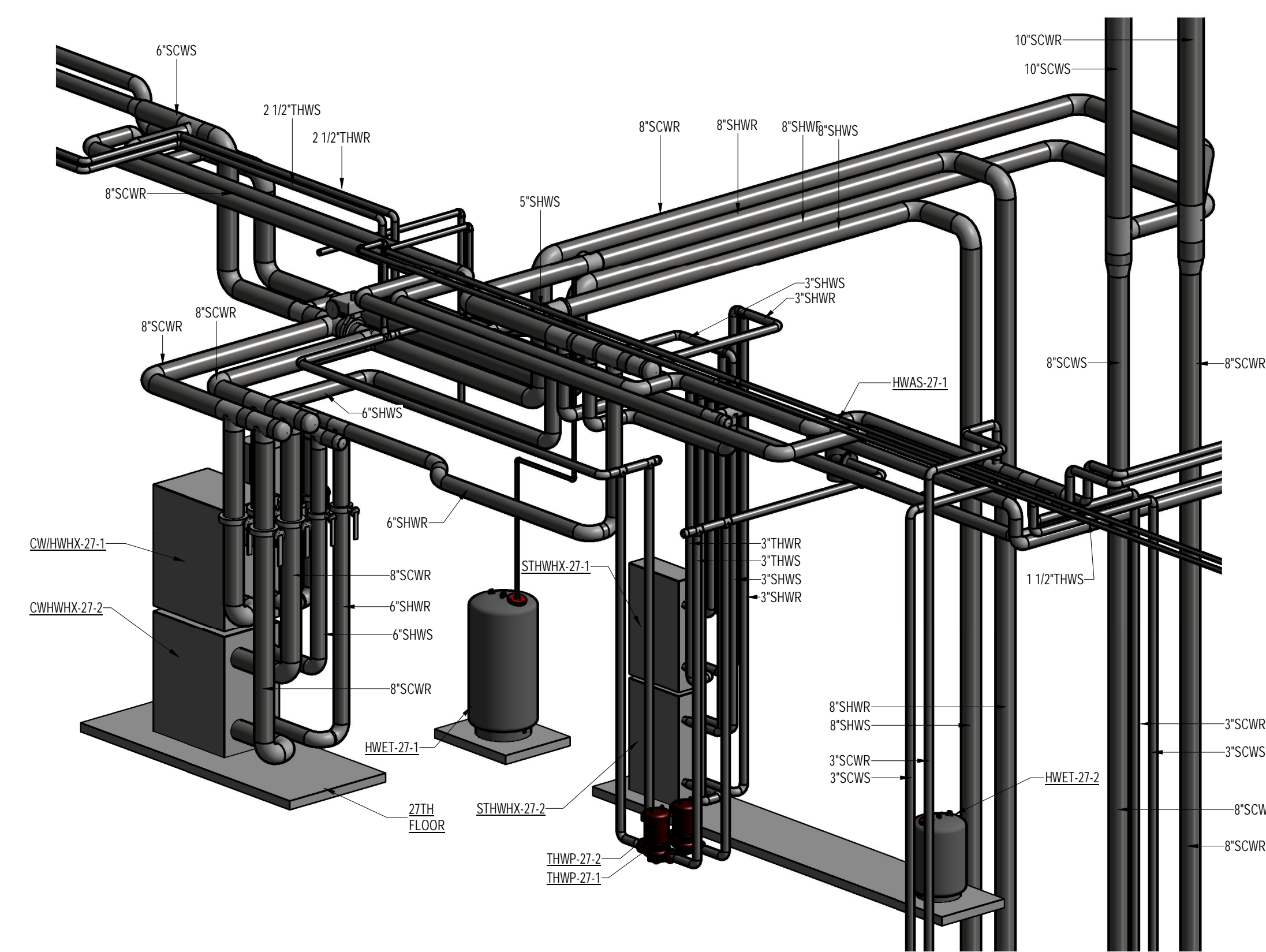


APPROVED
Under Directive 2 of 1975
Date: 07/09/2015
NYC Development Hub

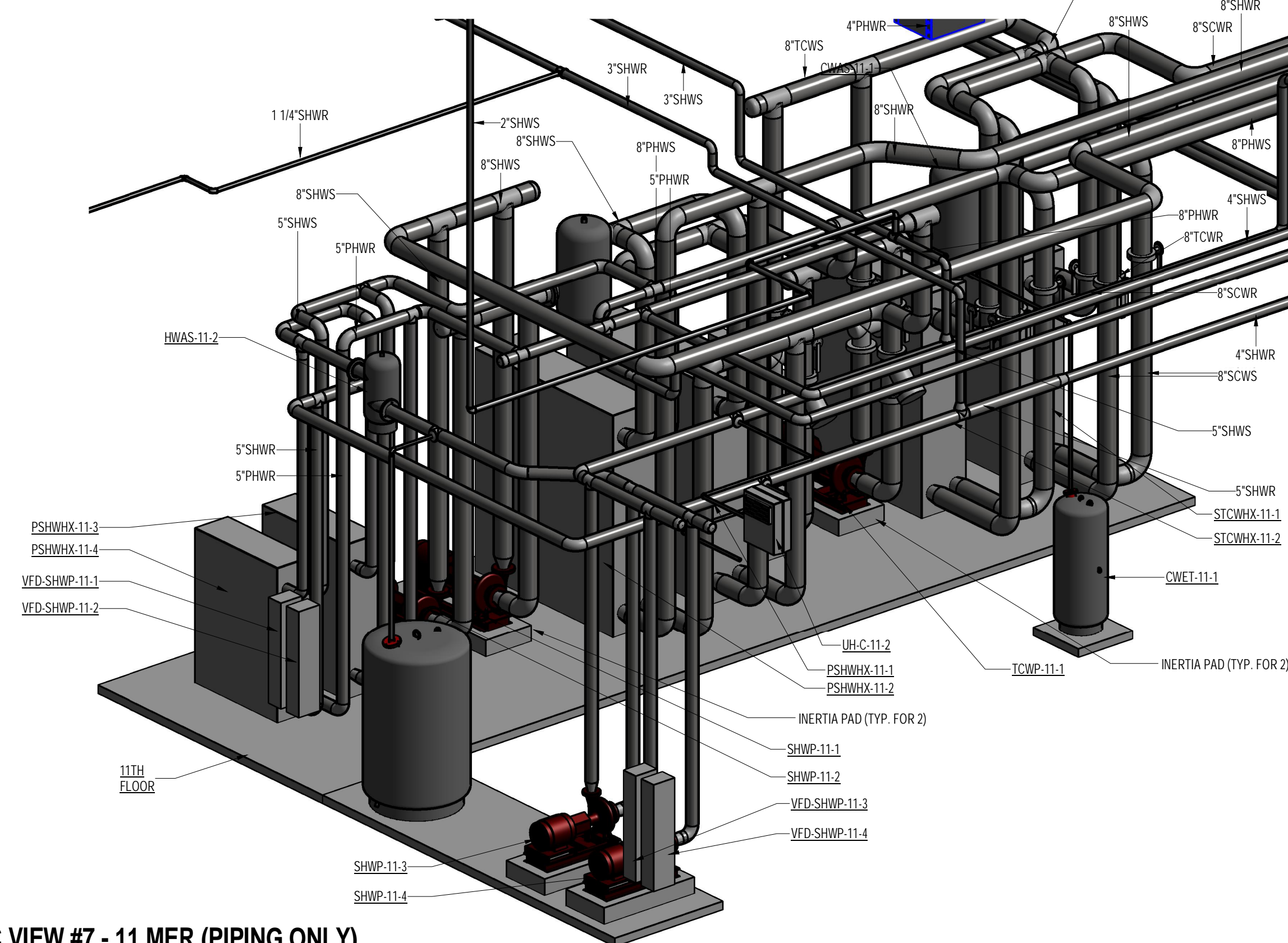




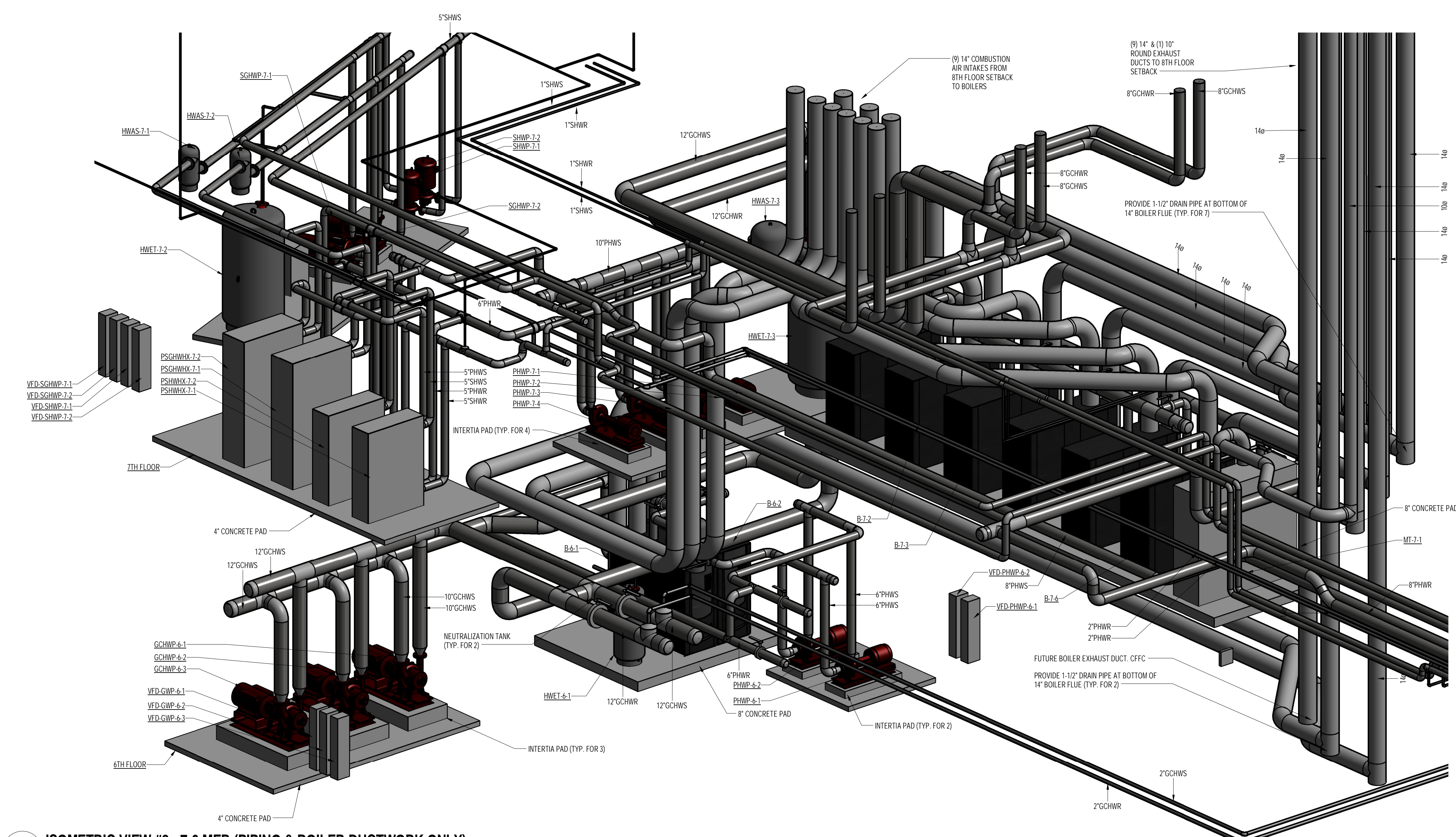
1 ISOMETRIC VIEW #5 - 46 MER (PIPING ONLY)



2 ISOMETRIC VIEW #6 - 27 MER (PIPING ONLY)


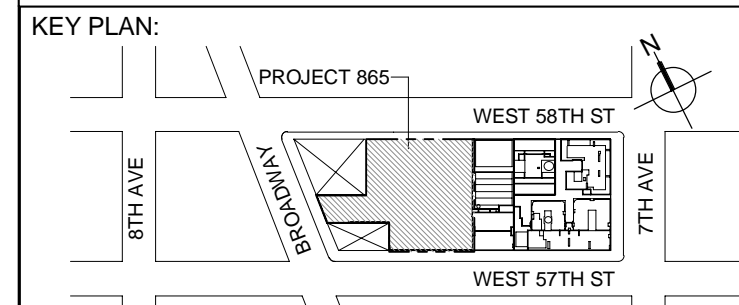


3 ISOMETRIC VIEW #7 - 11 MER (PIPING ONLY)



4 ISOMETRIC VIEW #8 - 7-6 MER (PIPING & BOILER DUCTWORK ONLY)

KEY PLAN 		
PROJECT NORTH 	TRUE NORTH 	
DEVELOPER: EXTELL DEVELOPMENT COMPANY 805 THIRD AVENUE, 7TH FLOOR New York, NY 10022 USA TEL: 212 712 6000 FAX: 212 712 6100		
DESIGN ARCHITECT: Base Building Shell & Core ADRIAN SMITH + GORDON GILL ARCHITECTURE 111 WEST MONROE STREET SUITE 2300 CHICAGO IL 60663 TEL: 312 802 1888 FAX: 312 920 1775		
INTERIOR DESIGNER: Residential Roret Architecture and Design Studio, PLLC 288 FINE AVE. 7th Floor New York, NY 10001 TEL: 646 998 7000 FAX:		
ARCHITECT OF RECORD: Base Building Shell, Core, & Residential AIA ARCHITECTS, P.C. 401 Wellington St., W. 3rd Floor Toronto, ON M5V 1E7 Canada TEL: 416 967 1500 FAX: 416 967 7150		
STRUCTURAL ENGINEERS: WSP CANTOR SEINUK 228 EAST 45th Street New York, NY 10017 USA TEL: 212 697 9888 FAX: 646 487 5501		
MEP ENGINEERS: AKF GROUP One Liberty Plaza, 165 Broadway New York, NY 10006 USA TEL: 212 354 6666 FAX: 212 354 5668		
GEOTECHNICAL ENGINEERS: Langan Engineering & Environmental Services 21 Penn Plaza - 360 West 31st Street, 8th Floor New York, NY 10001-2727 TEL: 212 479 5400 FAX: 212 479 5444		
CODE CONSULTANTS: Construction Consulting Associates 100 Church Street New York, NY 10007 TEL: 212 385 1818 FAX: 212 385 1911		
CURTAINWALL CONSULTANT: A.I.P. Consulting 40 Worth Street, Suite 826 New York, NY 10013 TEL: 212 757 5659 FAX: 646 219 8508		
LANDMARK/PRESERVATION CONSULTANT: Jan Hird Pokorny Associates, Inc. 39 West 37th Street, 12A New York, NY 10018 TEL: 212 759 6462 FAX: 212 759 6540		
No.	DESCRIPTION	DATE
1	ISSUED FOR SCHEMATIC DESIGN	04 APR 2014
2	ISSUED FOR DESIGN DEVELOPMENT	01 JUL 2014
3	ISSUED FOR DESIGN DEVELOPMENT	31 JUL 2014
4	CD PROGRESS ISSUE 1	15 OCT 2014
5	DOB SUBMISSION	19 DEC 2014
DOB SUBMISSION		
Discrepancies must be reported immediately to the Architect before proceeding. Only figured dimensions are to be used. Contractors must check all dimensions on site. This drawing is protected by copyright.		
ALL DIMENSIONS ARE SHOWN IN IMPERIAL.		
CONSULTANT: <div style="text-align: center;"> 1501 BROOKWAY, SUITE 700 NEW YORK, NY 10036 T: 212 354 5659 F: 212 354 5668 <small>AKF is an Equal Opportunity Employer. Minorities and Women are encouraged to apply.</small> </div>		
PROJECT: <div style="text-align: center; border-bottom: 2px solid black; padding: 5px;"> 217 WEST 57TH STREET NEW YORK, NY </div>		
DRAWING TITLE: <div style="text-align: center; padding: 10px;"> MECHANICAL ISOMETRIC VIEWS </div>		
SEAL & SIGNATURE: <div style="text-align: center;"> _____ Damian Titus </div>	DATE: 04/04/14 PROJECT No: Y130747-000 DRAWN BY: CHK: PHS SCALE: DWG No: <div style="font-size: 2em; font-weight: bold; text-align: center;">M-320.00</div> DOB PAGE No: 80 of 117	REV: <div style="border: 1px solid black; padding: 5px; text-align: center; font-size: 2em; font-weight: bold;">5</div>
DOB EMPLOYEE STAMP: <div style="text-align: center; padding: 10px;"> Under Directive 2 of 1975 Date: 07/09/2015 NYC Development Hub </div>		DOB B-SCAN:



DEVELOPER:
EXTELL DEVELOPMENT COMPANY
805 THIRD AVENUE, 7TH FLOOR
NEW YORK, NY 10022 USA
TEL: 212 712 6000 FAX: 212 712 6100

DESIGN ARCHITECT:
Base Building Shell & Core
ADRIAN SMITH + GORDON GILL ARCHITECTURE
111 WEST MONROE STREET SUITE 2300
CHICAGO, IL 60603
TEL: 312 925 1888 FAX: 312 920 1775

INTERIOR DESIGNER:
Residential
Rottet Architecture and Design Studio, PLLC
288 Fifth Ave, 7th Floor
New York, NY 10001
TEL: 646 998 7000 FAX:

ARCHITECT OF RECORD: Base Building Shell, Core, & Residential
AJA ARCHITECTS, P.C.
401 Wellington St., 3rd Floor
Toronto, ON M5V 1E7 Canada
TEL: 416 967 1500 FAX: 416 967 7150

STRUCTURAL ENGINEERS:
WSP CANTOR SEINUK
228 EAST 45th Street
New York, NY 10017 USA
TEL: 212 697 8888 FAX: 646 487 5501

MEP ENGINEERS:
AKF GROUP
One Liberty Plaza, 165 Broadway
New York, NY 10006 USA
TEL: 212 354 5656 FAX: 212 354 5668

GEOTECHNICAL ENGINEERS:
Langan Engineering & Environmental Services
21 Penn Plaza - 360 West 37th Street, 8th Floor
New York, NY 10018-2277
TEL: 212 479 5400 FAX: 212 479 5444

CODE CONSULTANTS:
Construction Consulting Associates
100 Church Street
New York, NY 10007
TEL: 212 385 1818 FAX: 212 385 1911

CURTAINWALL CONSULTANT:
AJLP Consulting
40 Worth Street, Suite 826
New York, NY 10013
TEL: 212 757 5559 FAX: 646 219 8508

LANDMARK/PRESERVATION CONSULTANT:
Jan Hind Pokorny Associates, Inc.
39 West 37th Street, 12A
New York, NY 10018
TEL: 212 759 6462 FAX: 212 759 6540

No.	DESCRIPTION	DATE
1	ISSUED FOR SCHEMATIC DESIGN	04 APR 2014
2	ISSUED FOR DESIGN DEVELOPMENT	01 JUL 2014
3	ISSUED FOR DESIGN DEVELOPMENT	31 JUL 2014
4	CD PROGRESS ISSUE 1	15 OCT 2014
5	ISSUED FOR BID - MECHANICAL	15 OCT 2014
6	DOB SUBMISSION	19 DEC 2014

0 4'-0" 8'-0" 16'-0"

DOB SUBMISSION


Discrepancies must be reported immediately to the Architect before proceeding. Only figured dimensions are to be used. Corrections must check all dimensions on site. This drawing is protected by copyright.


ALL DIMENSIONS ARE SHOWN IN IMPERIAL.


CONSULTANT:
AKF
1501 BROADWAY, SUITE 700
NEW YORK, NY 10036
T: 212 354 5656 F: 212 354 5668
WWW.AKF.COM

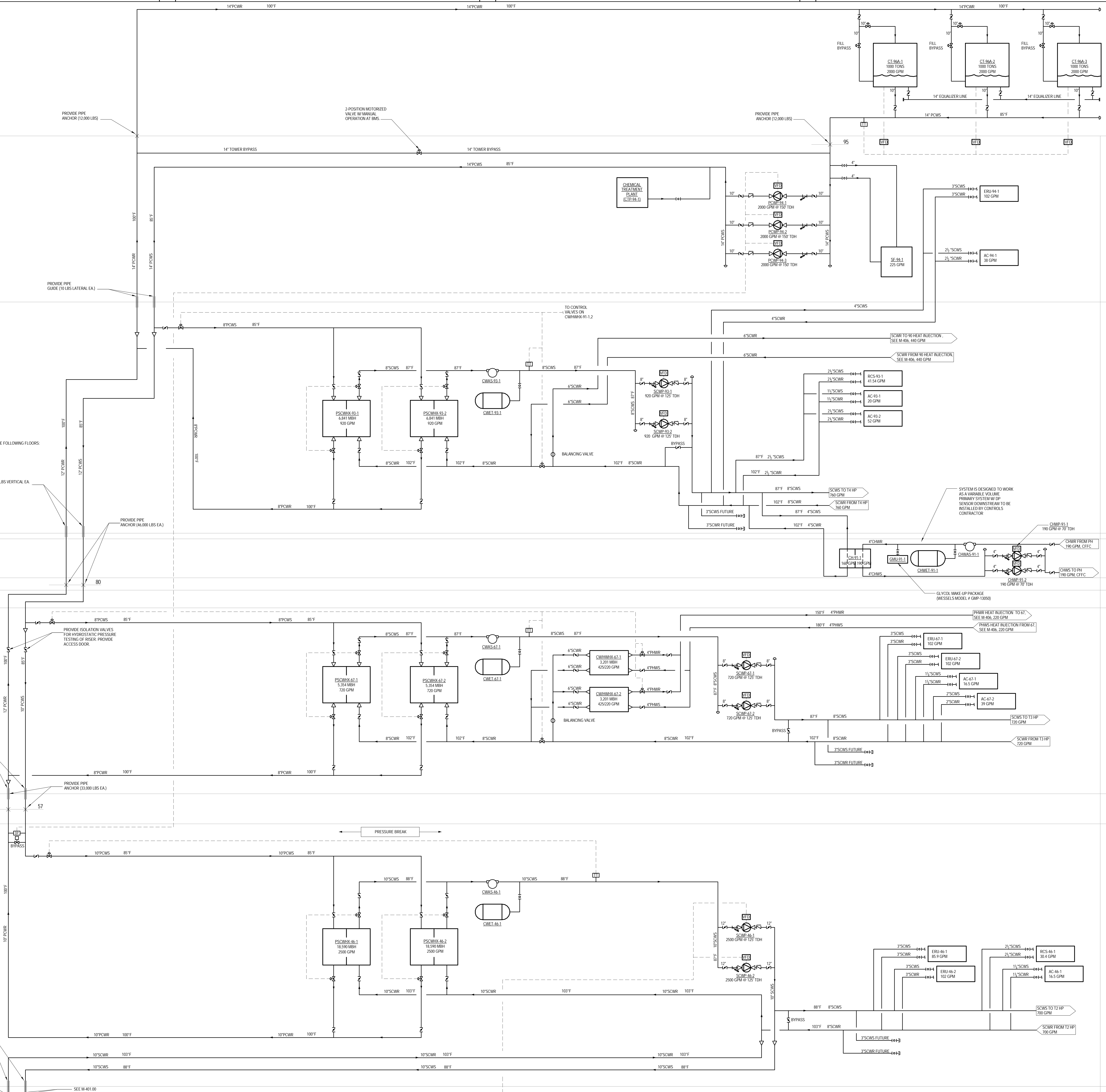
PROJECT:
217 WEST 57TH STREET
NEW YORK, NY

DRAWING TITLE:
**MECHANICAL
CONDENSER WATER RISER
DIAGRAM**

SEAL & SIGNATURE:  DATE: 04/04/14
PROJECT No: Y130747-000
DRAWN: MY
CHK: PHS
SCALE: NONE
REV: 6
DWG No: **M-400.00**

DOB EMPLOYEE STAMP:  DOB PAGE No: 81 of 117
DOB B-SCAN:

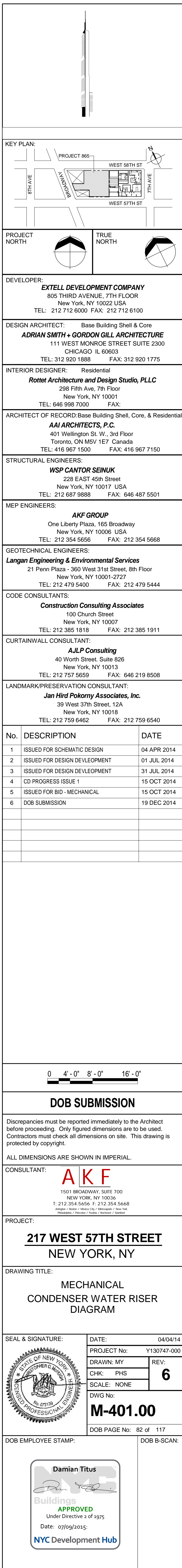
 **NYC Development Hub**
APPROVED
Under Directive 2 of 1975
Date: 07/09/2015

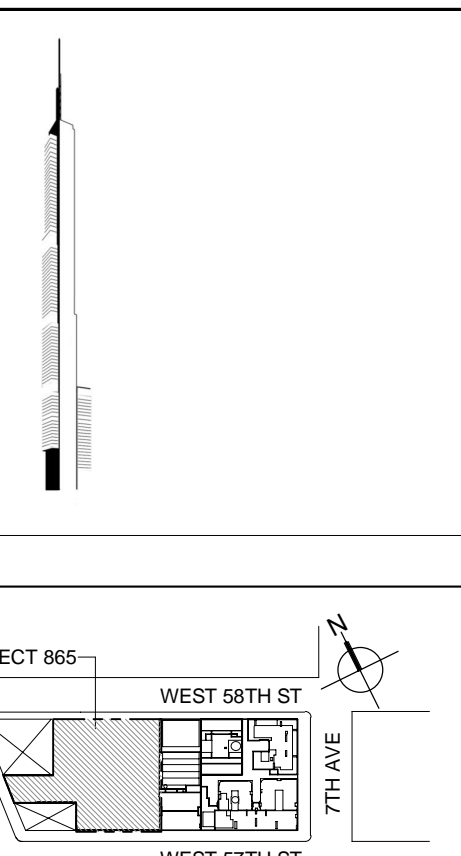


PROVIDE PIPE GUIDE ON THE FOLLOWING FLOORS:
92-110 LBS LATERAL EA
87-50 LBS LATERAL EA
86-NEGLECTABLE
83-NEGLECTABLE
77-NEGLECTABLE
74-NEGLECTABLE
71-90 LBS LATERAL EA
68-600 LBS LATERAL, 1200 LBS VERTICAL EA

PROVIDE PIPE GUIDE ON THE FOLLOWING FLOORS:
66-350 LBS LATERAL, 750 LBS VERTICAL EA
63-170 LBS LATERAL EA
60-NEGLECTABLE
54-NEGLECTABLE
51-15 LBS LATERAL EA
46-15 LBS LATERAL EA

PROVIDE PIPE GUIDE ON THE FOLLOWING FLOORS:
46-70 LBS LATERAL EA
43-70 LBS LATERAL EA
37-NEGLECTABLE
31-NEGLECTABLE
26-50 LBS LATERAL EA





DEVELOPER:
EXTELL DEVELOPMENT COMPANY
805 THIRD AVENUE, 7TH FLOOR
New York, NY 10022 USA
TEL: 212 712 6000 FAX: 212 712 6100

DESIGN ARCHITECT: Base Building Shell & Core

111 WEST MONROE STREET SUITE 2300
CHICAGO IL 60603
TEL: 312 920 1888 FAX: 312 920 1775

Interior Designer: Residential
Rottet Architecture and Design Studio, PLLC
298 Fifth Ave, 7th Floor
New York, NY 10001
TEL: 646 998 7000 FAX:

ARCHITECT OF RECORD: Base Building Shell, Core, & Residential
AAI ARCHITECTS, P.C.
 401 Wellington St. W., 3rd Floor
 Toronto, ON M5V 1E7 Canada
 TEL: 416 967 1500 FAX: 416 967 7150

STRUCTURAL ENGINEERS:
WSP CANTOR SEINUK
228 EAST 45th Street
New York, NY 10017 USA
TEL: 212.687.0888 FAX: 646.467.5501

MEP ENGINEERS:

AKF GROUP
One Liberty Plaza, 165 Broadway
New York, NY 10006 USA
TEL: 212 354 5656 FAX: 212 354 5668

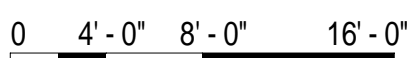
GEOTECHNICAL ENGINEERS:
Langan Engineering & Environmental Services
21 Penn Plaza - 360 West 31st Street, 8th Floor
New York, NY 10001-2727
TEL: 212 479 5400 FAX: 212 479 5444

CODE CONSULTANTS:
Construction Consulting Associates
100 Church Street
New York, NY 10007
TEL: 212 385 1818 FAX: 212 385 1911

CURTAINWALL CONSULTANT:
AJLP Consulting
40 Worth Street, Suite 826
New York, NY 10013

TEL: 212 757 5659 FAX: 646 219 8508
LANDMARK/PRESERVATION CONSULTANT:
Jan Hird Pokorny Associates, Inc.
39 West 37th Street, 12A
New York, NY 10018
TEL: 212 759 6462 FAX: 212 759 6540

No.	DESCRIPTION	DATE
1	ISSUED FOR SCHEMATIC DESIGN	04 APR 2014
2	ISSUED FOR DESIGN DEVELOPMENT	01 JUL 2014
3	ISSUED FOR DESIGN DEVELOPMENT	31 JUL 2014
4	CD PROGRESS ISSUE 1	15 OCT 2014
5	ISSUED FOR BID - RESIDENTIAL FIT-OUT PIPING	17 NOV 2014
6	DOB SUBMISSION	19 DEC 2014



DOB SUBMISSION

Discrepancies must be reported immediately to the Architect before proceeding. Only figured dimensions are to be used. Contractors must check all dimensions on site. This drawing is protected by copyright.

ALL DIMENSIONS ARE SHOWN IN IMPERIAL.

1501 BROADWAY, SUITE 700
NEW YORK, NY 10036
T: 212.354.5656 F: 212.354.5668
Atlanta / Basel / Mexico City / Minneapolis / New York
Washington / Wichita / Dallas / Houston / San Francisco


PROJECT:

217 WEST 57TH STREET
NEW YORK, NY


DRAWING TITLE:

MECHANICAL
CONDENSER WATER RISER
DIAGRAM

SEAL & SIGNATURE:	DATE:	04/04/14
-------------------	-------	----------

	PROJECT No: Y130747-000	
	DRAWN: RC/AZ	REV:

CHK: PHS 6

	SCALE: NONE	
	DWG No:	


M-402.00

DOB PAGE No: 83 of 117

DOB EMPLOYEE STAMP: _____

Damian Titus



Buildings

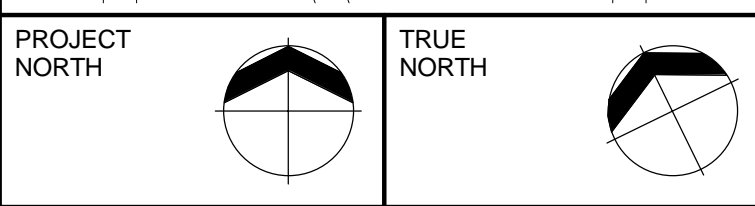
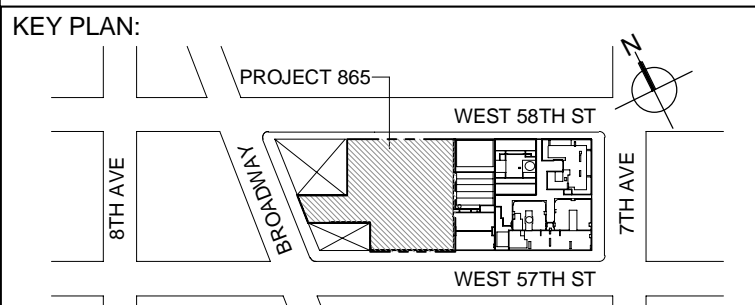
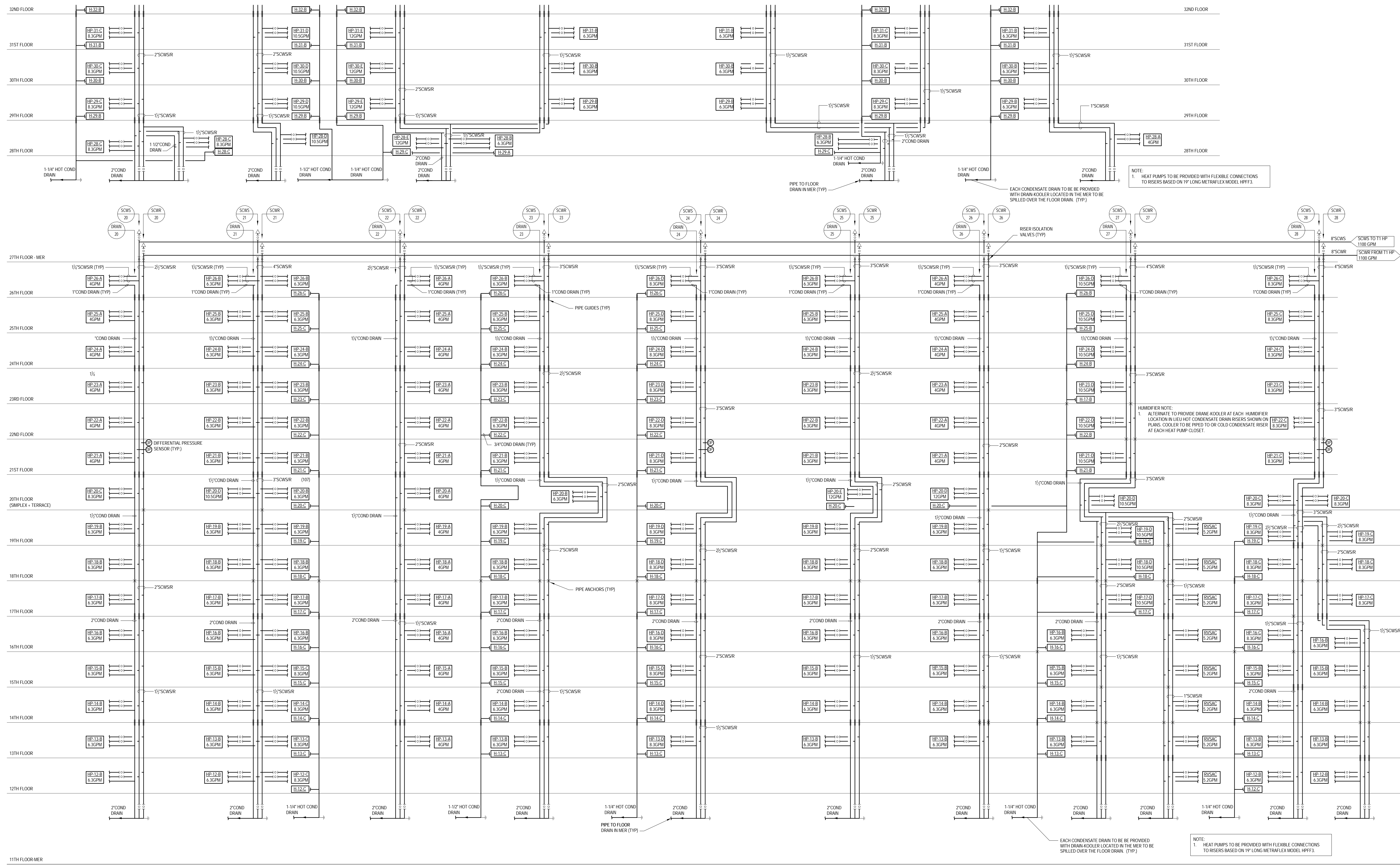
Under Directive 2 of 1975

NYC Development Hub

[illegible]

--	--





DEVELOPER: **EXTELL DEVELOPMENT COMPANY**
805 THIRD AVENUE, 7TH FLOOR
NEW YORK, NY 10022 USA
TEL: 212 712 6000 FAX: 212 712 6100

DESIGN ARCHITECT: **Base Building Shell & Core**
ADRIAN SMITH + GORDON GILL ARCHITECTURE
111 WEST MONROE STREET SUITE 2300
CHICAGO IL 60663
TEL: 312 925 1888 FAX: 312 925 1775

INTERIOR DESIGNER: **Residential**
Rotet Architecture and Design Studio, PLLC
288 Fifth Ave, 7th Floor
New York, NY 10001
TEL: 646 998 7000 FAX:

ARCHITECT OF RECORD: **Base Building Shell, Core, & Residential**
AJA ARCHITECTS, P.C.
401 Wallington St, W. 3rd Floor
Toronto, ON M5V 1E7 Canada
TEL: 416 967 1500 FAX: 416 967 7150

STRUCTURAL ENGINEERS: **WSP CANTOR SEINUK**
228 East 45th Street
New York, NY 10017 USA
TEL: 212 697 8888 FAX: 646 487 5501

MEP ENGINEERS: **AKF GROUP**
One Liberty Plaza, 165 Broadway
New York, NY 10006 USA
TEL: 212 354 5656 FAX: 212 354 5668

GEOTECHNICAL ENGINEERS: **Langan Engineering & Environmental Services**
21 Penn Plaza - 360 West 37th Street, 8th Floor
New York, NY 10001-2727
TEL: 212 479 5400 FAX: 212 479 5444

CODE CONSULTANTS: **Construction Consulting Associates**
100 Church Street
New York, NY 10007
TEL: 212 385 1818 FAX: 212 385 1911

CURTAINWALL CONSULTANT: **AJLP Consulting**
40 Worth Street, Suite 826
New York, NY 10013
TEL: 212 757 5559 FAX: 646 219 8508

LANDMARK/PRESERVATION CONSULTANT: **Jan Hind Pokorny Associates, Inc.**
39 West 37th Street, 12A
New York, NY 10018
TEL: 212 759 6462 FAX: 212 759 6540

No.	DESCRIPTION	DATE
1	ISSUED FOR SCHEMATIC DESIGN	04 APR 2014
2	ISSUED FOR DESIGN DEVELOPMENT	01 JUL 2014
3	ISSUED FOR DESIGN DEVELOPMENT	31 JUL 2014
4	CD PROGRESS ISSUE 1	15 OCT 2014
5	ISSUED FOR BID - RESIDENTIAL FIT-OUT PIPING	17 NOV 2014
6	DOB SUBMISSION	19 DEC 2014

0 4'-0" 8'-0" 16'-0"

DOB SUBMISSION

Discrepancies must be reported immediately to the Architect before proceeding. Only figured dimensions are to be used. Contractors must check all dimensions on site. This drawing is protected by copyright.

ALL DIMENSIONS ARE SHOWN IN IMPERIAL.

CONSULTANT: **AKF**
1101 BROADWAY, SUITE 700
NEW YORK, NY 10005
T: 212 354 5656 F: 212 354 5668
Website: www.akf.com Email: info@akf.com

PROJECT: **217 WEST 57TH STREET**
NEW YORK, NY

DRAWING TITLE: **MECHANICAL
CONDENSER WATER RISER
DIAGRAM**

SEAL & SIGNATURE: DATE: 04/04/14

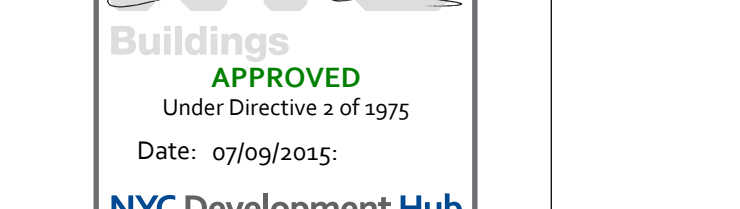
PROJECT No: Y130747-000
DRAWN: RCIAZ
CHK: PHS
SCALE: NONE
REV: 6

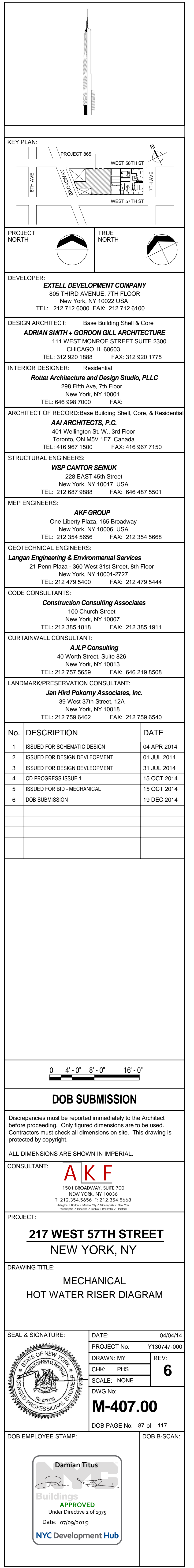
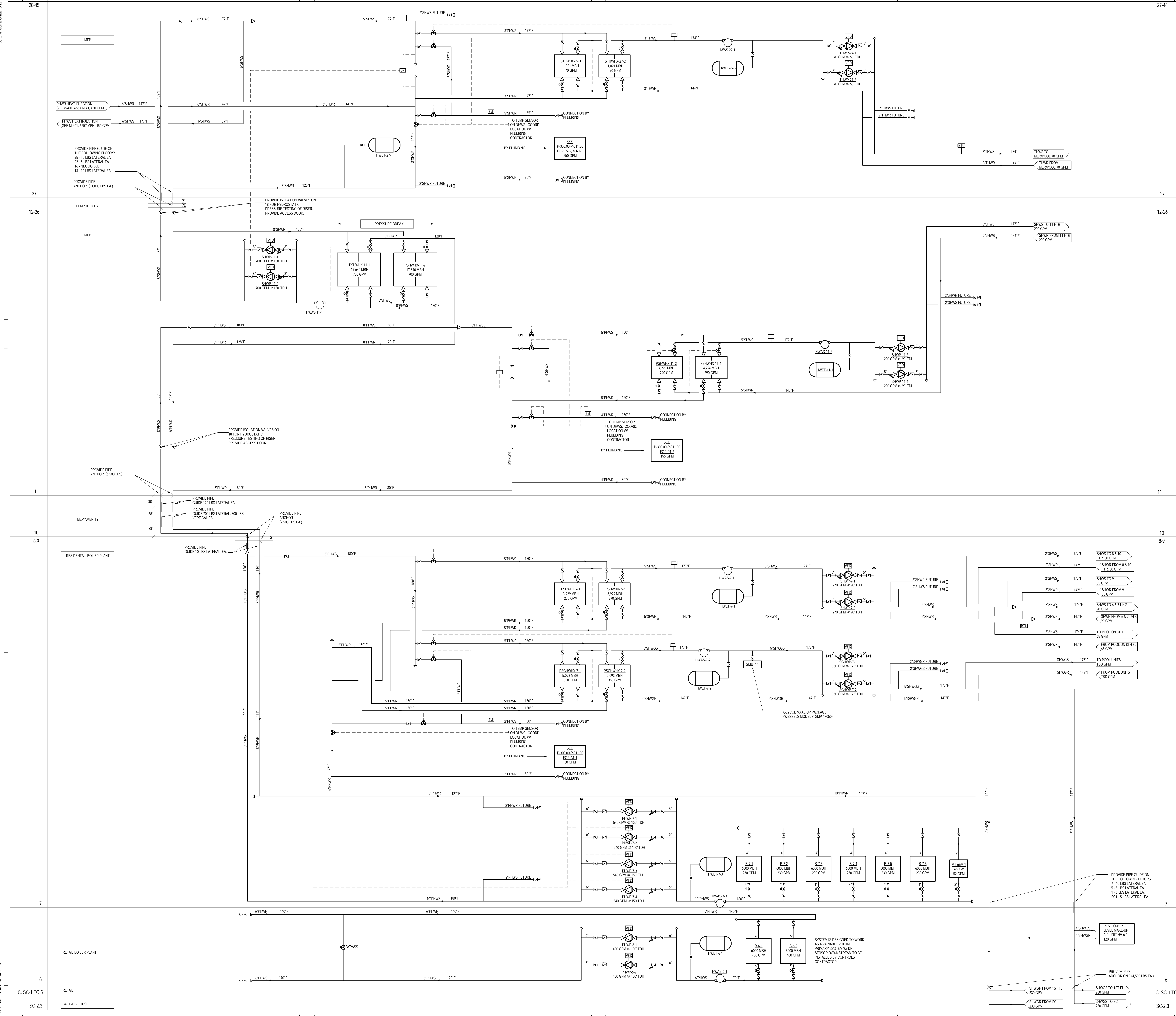
DWG No: **M-404.00**

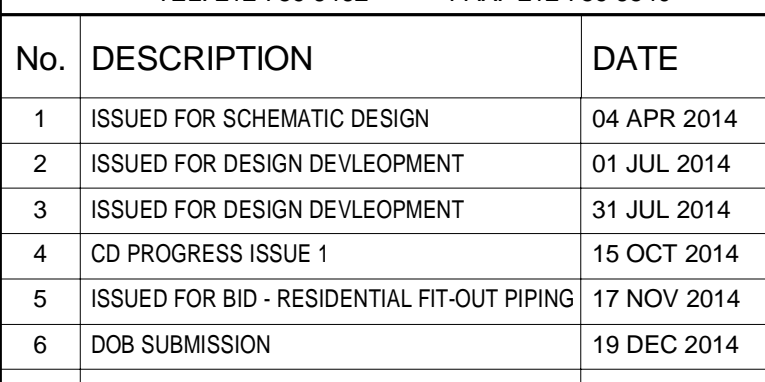
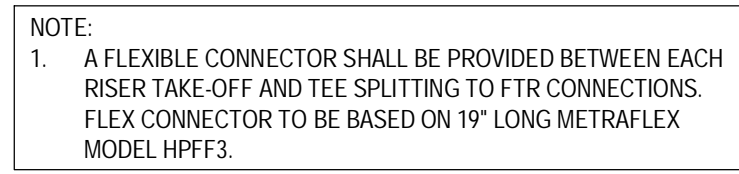
DOB EMPLOYEE STAMP: DOB PAGE No: 85 of 117

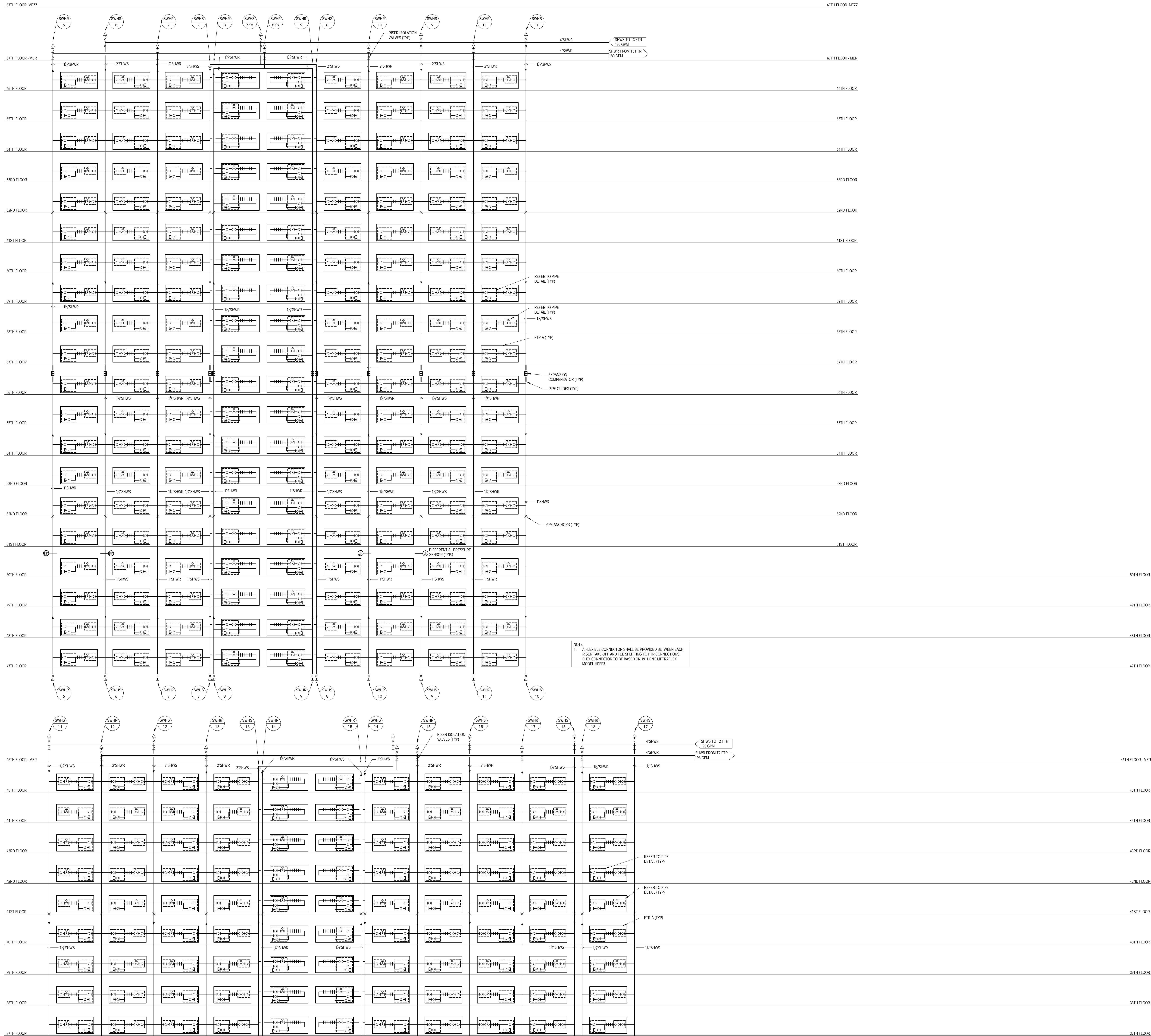
DOB B-SCAN: DOB B-SCAN: 01/09/2015

APPROVED
Under Directive 2 of 1975
Date: 01/09/2015
NYC Development Hub









KEY PLAN

PROJECT NORTH

DEVELOPER:

EXTELL DEVELOPMENT COMPANY
805 THIRD AVENUE, 7TH FLOOR
NEW YORK, NY 10022 USA
TEL: 212 712 6000 FAX: 212 712 6100

DESIGN ARCHITECT:

Base Building Shell & Core
ADRIAN SMITH + GORDON GILL ARCHITECTURE
111 WEST MONROE STREET SUITE 2300
CHICAGO IL 60663
TEL: 312 925 1888 FAX: 312 920 1775

INTERIOR DESIGNER:

Residential
Rottet Architecture and Design Studio, PLLC
238 Fifth Ave, 7th Floor
New York, NY 10001
TEL: 646 998 7000 FAX:

ARCHITECT OF RECORD:

Base Building Shell, Core, & Residential
AJA ARCHITECTS, P.C.
401 Wellington St., W. 3rd Floor
Toronto, ON M5V 1E7 Canada
TEL: 416 967 1500 FAX: 416 967 7150

STRUCTURAL ENGINEERS:

WSP CANTOR SEINUK
228 EAST 45th Street
New York, NY 10017 USA
TEL: 212 687 8888 FAX: 646 487 5501

MEP ENGINEERS:

AKF GROUP
One Liberty Plaza, 165 Broadway
New York, NY 10006 USA
TEL: 212 354 5656 FAX: 212 354 5668

GEOTECHNICAL ENGINEERS:

Langan Engineering & Environmental Services
21 Penn Plaza - 360 West 37th Street, 8th Floor
New York, NY 10001-2277
TEL: 212 479 5400 FAX: 212 479 5444

CODE CONSULTANTS:

Construction Consulting Associates
100 Church Street
New York, NY 10007
TEL: 212 385 1818 FAX: 212 385 1911

CURTAINWALL CONSULTANT:

AJLP Consulting
40 Worth Street, Suite 826
New York, NY 10013
TEL: 212 757 5659 FAX: 646 219 8508

LANDMARK/PRESERVATION CONSULTANT:

Jan Hind Pokorny Associates, Inc.
39 West 37th Street, 12A
New York, NY 10018
TEL: 212 759 6462 FAX: 212 759 6540

No.	DESCRIPTION	DATE
1	ISSUED FOR SCHEMATIC DESIGN	04 APR 2014
2	ISSUED FOR DESIGN DEVELOPMENT	01 JUL 2014
3	ISSUED FOR DESIGN DEVELOPMENT	31 JUL 2014
4	CD PROGRESS ISSUE 1	15 OCT 2014
5	ISSUED FOR BID - RESIDENTIAL FIT-OUT PIPING	17 NOV 2014
6	DOB SUBMISSION	19 DEC 2014

0 4'-0" 8'-0" 16'-0"

DOB SUBMISSION

Discrepancies must be reported immediately to the Architect before proceeding. Only figured dimensions are to be used. Contractors must check all dimensions on site. This drawing is protected by copyright.

ALL DIMENSIONS ARE SHOWN IN IMPERIAL.

CONSULTANT:

AKF
1101 BROADWAY, SUITE 700
NEW YORK, NY 10036
T: 212 354 5656 F: 212 354 5668
WWW.AKF-ENGINEERING.COM

PROJECT:

217 WEST 57TH STREET
NEW YORK, NY

DRAWING TITLE:

**MECHANICAL
HOT WATER RISER DIAGRAM**

SEAL & SIGNATURE:

DATE:

04/04/14

PROJECT No:

Y130747-000

DRAWN: RCI/AZ

CHK: PHS

SCALE: NONE

DWG No:

M-409.00

DOB PAGE No: 89 of 117

DOB B-SCAN:

Damian Titus

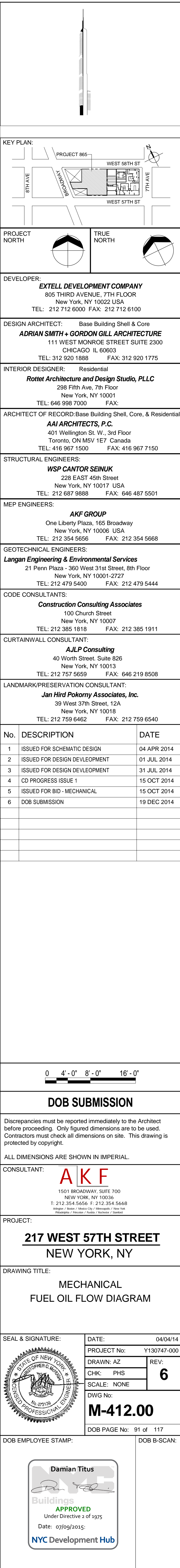
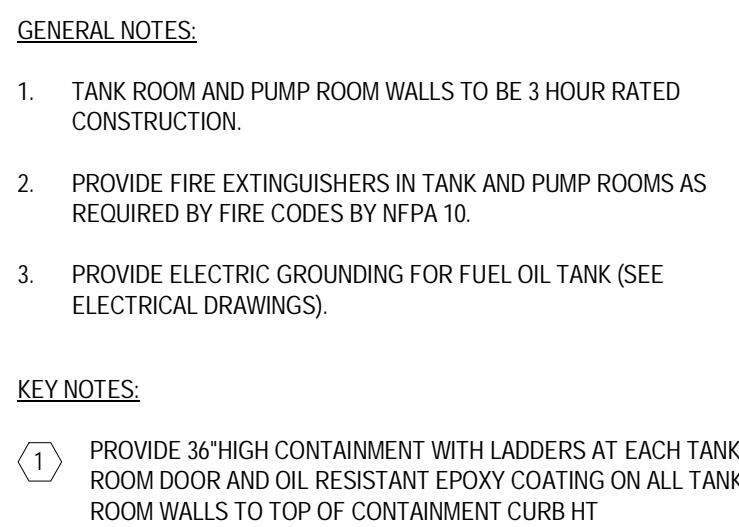
Building

APPROVED

Under Directive 2 of 1975

Date: 07/09/2015

NYC Development Hub



13TH FLOOR

12TH FLOOR

11TH FLOOR-MER

10TH FLOOR

9TH FLOOR

8TH FLOOR

7TH FLOOR-MER

6TH FLOOR-MER

5TH FLOOR

4TH FLOOR

3RD FLOOR

2ND FLOOR

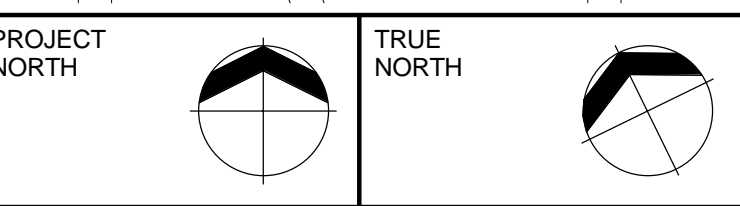
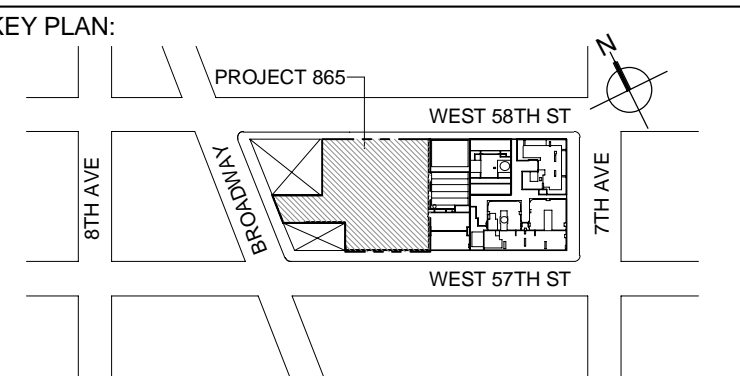
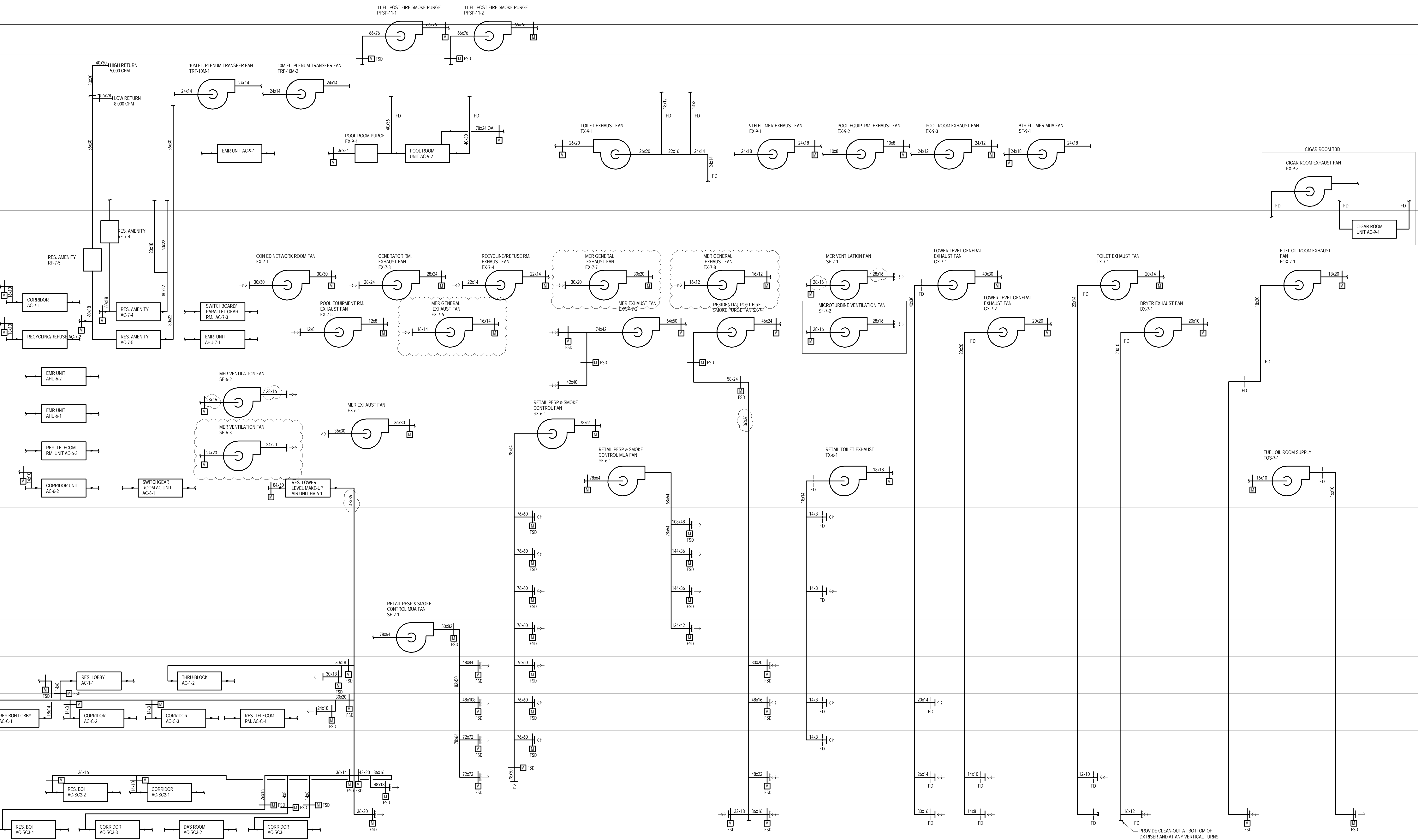
1ST FLOOR

CELLAR

SUB-CELLAR 1

SUB-CELLAR 2

SUB-CELLAR 3



DEVELOPER:
EXTELL DEVELOPMENT COMPANY
805 THIRD AVENUE, 7TH FLOOR
New York, NY 10022 USA
TEL: 212 712 6000 FAX: 212 712 6100

DESIGN ARCHITECT: Base Building Shell & Core
ADRIAN SMITH + GORDON GILL ARCHITECTURE
111 WEST MONROE STREET SUITE 2300
CHICAGO, IL 60663
TEL: 312 925 1888 FAX: 312 920 1775

INTERIOR DESIGNER: Residential
Rottet Architecture and Design Studio, PLLC
238 Fifth Ave, 7th Floor
New York, NY 10001
TEL: 646 998 7000 FAX:

ARCHITECT OF RECORD: Base Building Shell, Core, & Residential
AJA ARCHITECTS, P.C.
401 Wellington St. W., 3rd Floor
Toronto, ON M5V 1E7 Canada
TEL: 416 967 1500 FAX: 416 967 7150

STRUCTURAL ENGINEERS:
WSP CANTOR SEINUK
228 EAST 46th Street
New York, NY 10017 USA
TEL: 212 697 9888 FAX: 646 487 5501

MEP ENGINEERS:
AKF GROUP
One Liberty Plaza, 165 Broadway
New York, NY 10006 USA
TEL: 212 354 5656 FAX: 212 354 5668

GEOTECHNICAL ENGINEERS:
Langan Engineering & Environmental Services
21 Penn Plaza - 360 West 37th Street, 8th Floor
New York, NY 10001-2727
TEL: 212 479 5400 FAX: 212 479 5444

CODE CONSULTANTS:
Construction Consulting Associates
100 Church Street
New York, NY 10007
TEL: 212 385 1818 FAX: 212 385 1911

CURTAINWALL CONSULTANT:
AJLP Consulting
40 Worth Street, Suite 826
New York, NY 10013
TEL: 212 757 5559 FAX: 646 219 8508

LANDMARK/PRESERVATION CONSULTANT:
Jan Hind Pokorny Associates, Inc.
39 West 37th Street, 12A
New York, NY 10018
TEL: 212 759 6462 FAX: 212 759 6540

No.	DESCRIPTION	DATE
1	ISSUED FOR SCHEMATIC DESIGN	04 APR 2014
2	ISSUED FOR DESIGN DEVELOPMENT	01 JUL 2014
3	ISSUED FOR DESIGN DEVELOPMENT	31 JUL 2014
4	CD PROGRESS ISSUE 1	15 OCT 2014
5	ISSUED FOR BID-MECHANICAL	15 OCT 2014
6	DOB SUBMISSION	19 DEC 2014

0 4'-0" 8'-0" 16'-0"

DOB SUBMISSION


Discrepancies must be reported immediately to the Architect before proceeding. Only figured dimensions are to be used. Corrections must check all dimensions on site. This drawing is protected by copyright.

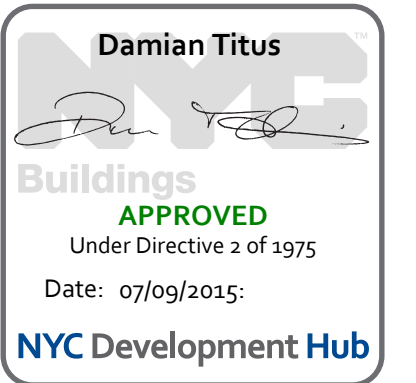
ALL DIMENSIONS ARE SHOWN IN IMPERIAL.

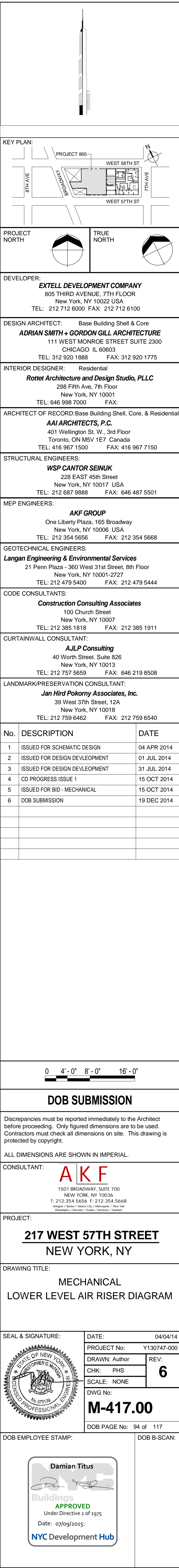
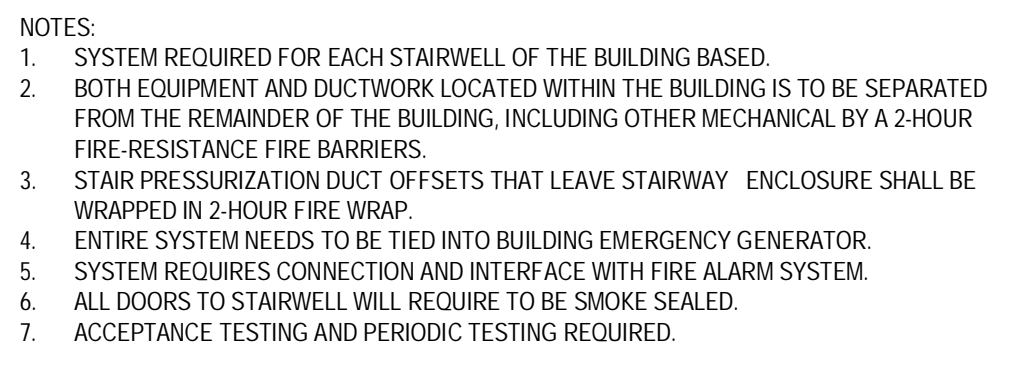
CONSULTANT:
AKF
1501 BROADWAY, SUITE 700
NEW YORK, NY 10036
T: 212 354 5656 F: 212 354 5668
@AKFgroup / AKFgroup / AKFgroup / AKFgroup

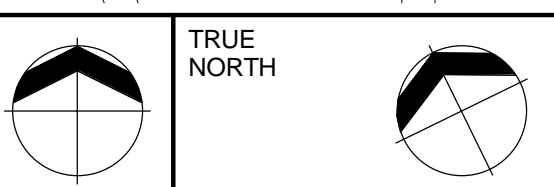
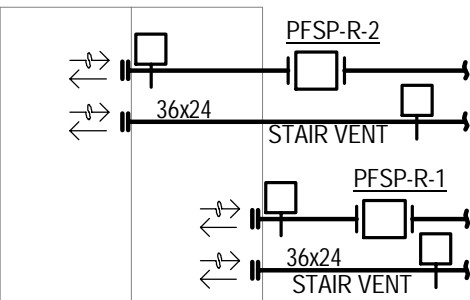
PROJECT:
**217 WEST 57TH STREET
NEW YORK, NY**

DRAWING TITLE:
**MECHANICAL
LOWER LEVEL AIR RISER DIAGRAM**

SEAL & SIGNATURE:	DATE: 04/04/14	
	PROJECT No: Y130747-000	
	DRAWN: RCI/AZ	REV:
	CHK: PHS	6
	SCALE: NONE	
	DWG No:	M-416.00







TELL DEVELOPMENT COMPANY
 105 THIRD AVENUE, 7TH FLOOR
 New York, NY 10022 USA
 212 712 6000 FAX: 212 712 6100

312 920 1888 FAX: 312 920 1775
OWNER: Residential
Architecture and Design Studio, PLLC
298 Fifth Ave, 7th Floor
New York, NY 10001

416 967 1500 FAX: 416 967 7150
ENGINEERS:
WSP CANTOR SEINUK
228 EAST 45th Street
New York, NY 10017 USA

212 354 5656 FAX: 212 354 5668
ENGINEERS:
Engineering & Environmental Services
Plaza - 360 West 31st Street, 8th Floor
New York, NY 10001-2707

212 385 1818 FAX: 212 385 1911
CONSULTANT:
AJLP Consulting
40 Worth Street, Suite 826

New York, NY 10018	
212 759 6462	FAX: 212 759 6540
PTION	DATE
SCHEMATIC DESIGN	04 APR 2014

must be reported immediately to the
 ding. Only figured dimensions are

ANSWERS ARE SHOWN IN IMPERIAL.

1: **A K F**

7 WEST 57TH STREET
NEW YORK, NY

SIGNATURE:	DATE:
PROJECT No:	

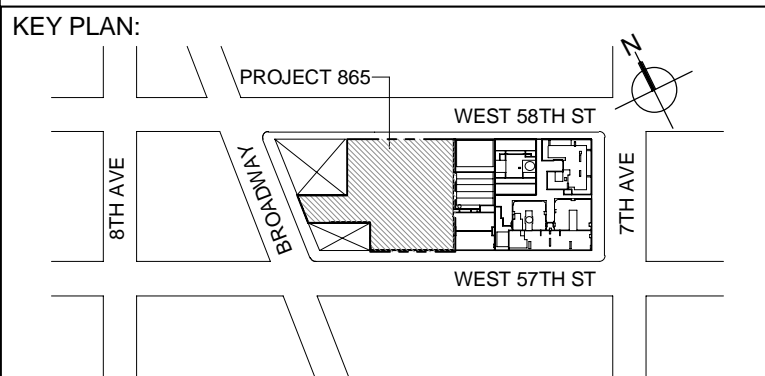
M-420

DOB PAGE No:

FREE STAMP:

Damian Titus

YC Development Hub



DEVELOPER:
EXTELL DEVELOPMENT COMPANY
805 THIRD AVENUE, 7TH FLOOR
New York, NY 10022 USA
TEL: 212 712 6000 FAX: 212 712 6100

DESIGN ARCHITECT: Base Building Shell & Core
ADRIAN SMITH + GORDON GILL ARCHITECTURE
111 WEST MONROE STREET SUITE 2300
CHICAGO IL 60603
TEL: 312 920 1888 FAX: 312 920 1775

INTERIOR DESIGNER: Residential
Rottet Architecture and Design Studio, PLLC
298 Fifth Ave, 7th Floor
New York, NY 10001
TEL: 646 998 7000 FAX:

ARCHITECT OF RECORD: Base Building Shell, Core, & Residential
AAJ ARCHITECTS, P.C.
401 Wellington St. W., 3rd Floor
Toronto, ON M5V 1E7 Canada
TEL: 416 967 1500 FAX: 416 967 7150

STRUCTURAL ENGINEERS:
WSP CANTOR SEINUK
228 EAST 45th Street
New York, NY 10017 USA
TEL: 212 687 9888 FAX: 646 487 5501

MEP ENGINEERS:

AKF GROUP
One Liberty Plaza, 165 Broadway
New York, NY 10006 USA
TEL: 212 354 5656 FAX: 212 354 5668

GEOTECHNICAL ENGINEERS:
Langan Engineering & Environmental Services
21 Penn Plaza - 360 West 31st Street, 8th Floor
New York, NY 10001-2727
TEL: 212 479 5400 FAX: 212 479 5444

CODE CONSULTANTS:
Construction Consulting Associates
100 Church Street
New York, NY 10007
TEL: 212 385 1818 FAX: 212 385 1911

CURTAINWALL CONSULTANT:
AJLP Consulting
40 Worth Street, Suite 826
New York, NY 10013
TEL: 212 757 5659 FAX: 646 219 8508

LANDMARK/PRESERVATION CONSULTANT:
Jan Hird Pokorny Associates, Inc.
39 West 37th Street, 12A
New York, NY 10018
TEL: 212 759 6462 FAX: 212 759 6540



Discrepancies must be reported immediately to the Architect before proceeding. Only figured dimensions are to be used. Contractors must check all dimensions on site. This drawing is protected by copyright.

ALL DIMENSIONS ARE SHOWN IN IMPERIAL


CONSULTANT: **A K F**
1501 BROADWAY, SUITE 700
NEW YORK, NY 10036
T: 212.354.5666 F: 212.354.5668
Atlanta / Austin / Miami City / Minneapolis / New York
Philadelphia / Princeton / Pueblo / Rochester / Seattle

PROJECT:

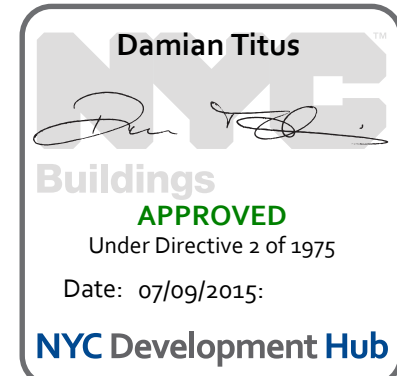
217 WEST 57TH STREET
NEW YORK, NY

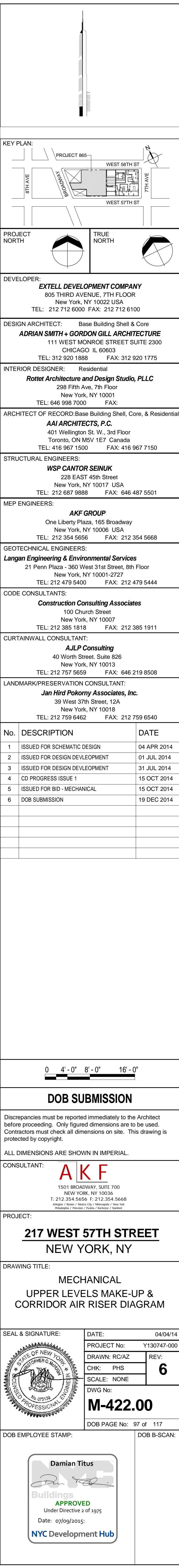
DRAWING TITLE:

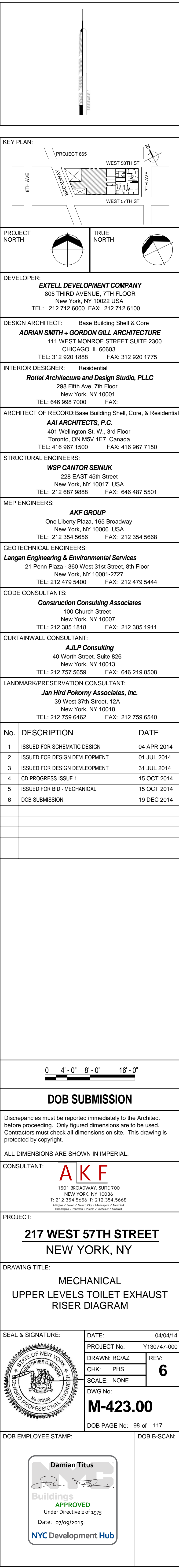
MECHANICAL
UPPER LEVELS MAKE-UP &
CORRIDOR AIR RISER DIAGRAM

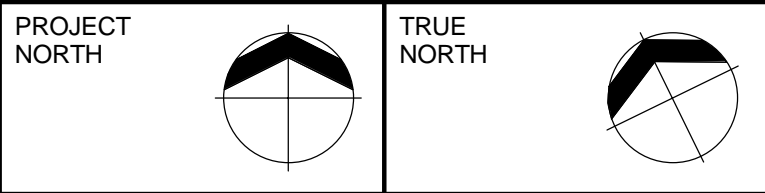
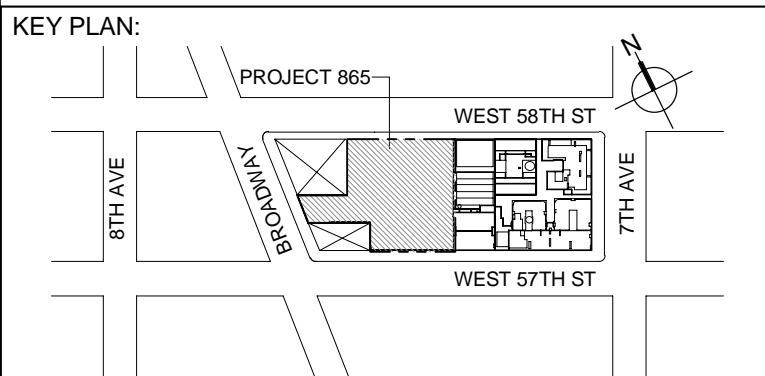
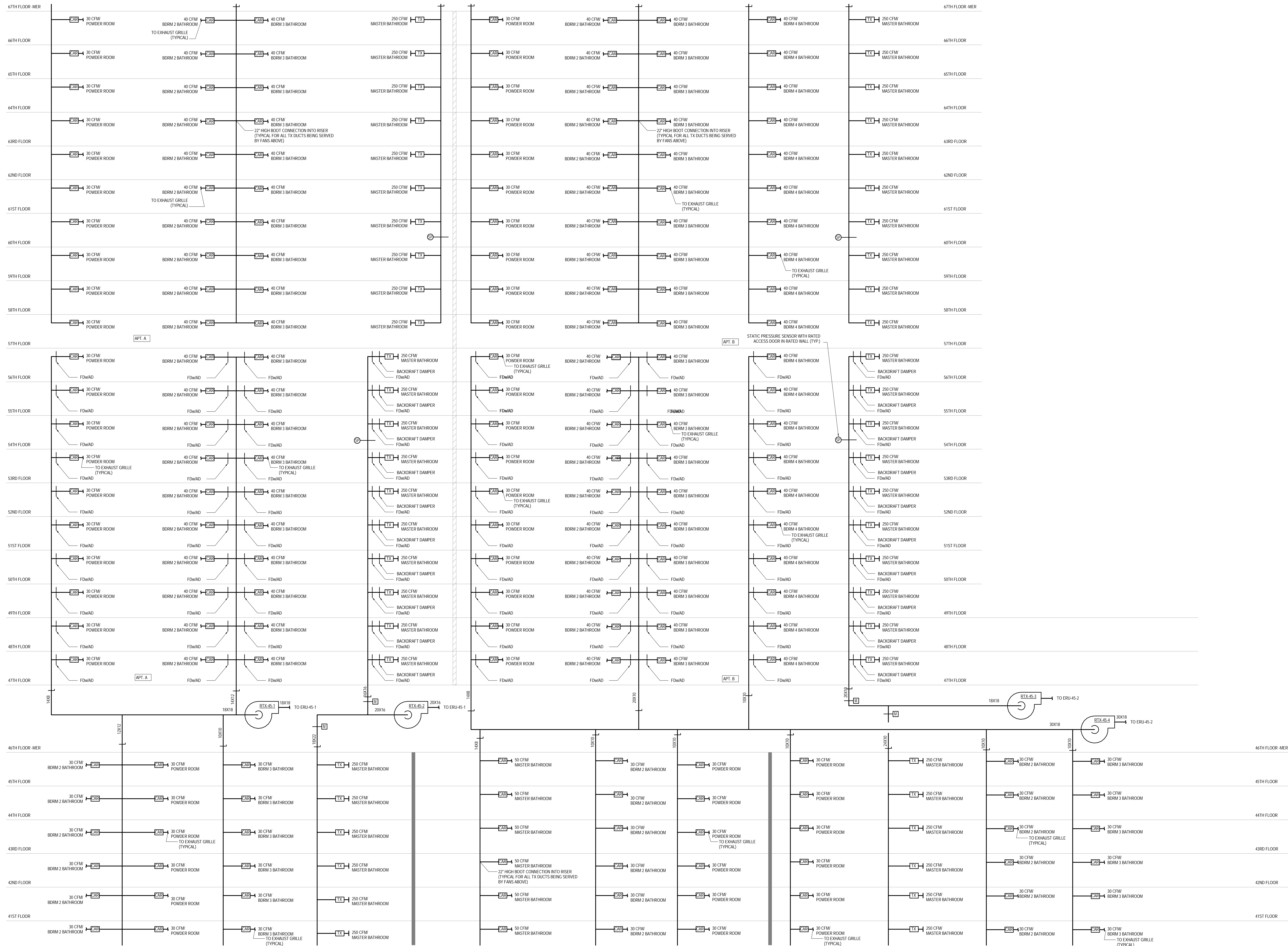
	DATE: 04/04/14	
	PROJECT No: Y130747-000	
	DRAWN: RC/AZ	REV:
	CHK: PHS	6
	SCALE: NONE	
DWG No:		
M-421.00		
DOB PAGE No: 96 of 117		

DOB EMPLOYEE STAMP:	DOB B-SCAN:
---------------------	-------------









DEVELOPER: **EXTELL DEVELOPMENT COMPANY**
805 THIRD AVENUE, 7TH FLOOR
New York, NY 10022 USA
TEL: 212 712 6000 FAX: 212 712 6100

DESIGN ARCHITECT: **Base Building Shell & Core**
ADRIAN SMITH + GORDON GILL ARCHITECTURE
111 WEST MONROE STREET SUITE 2300
CHICAGO IL 60603
TEL: 312 925 1888 FAX: 312 920 1775

INTERIOR DESIGNER: **Residential**
Rottet Architecture and Design Studio, PLLC
238 Fifth Ave, 7th Floor
New York, NY 10011
TEL: 646 998 7000 FAX:

ARCHITECT OF RECORD: **Base Building Shell, Core, & Residential**
AJA ARCHITECTS, P.C.
401 Wellington St., 3rd Floor
Toronto, ON M5V 1E7 Canada
TEL: 416 967 1500 FAX: 416 967 7150

STRUCTURAL ENGINEERS: **VSP CANTOR SEINUK**
228 EAST 46th Street
New York, NY 10017 USA
TEL: 212 687 9888 FAX: 646 487 5501

MEP ENGINEERS: **AKF GROUP**
One Liberty Plaza, 165 Broadway
New York, NY 10006 USA
TEL: 212 354 5656 FAX: 212 354 5668

GEOTECHNICAL ENGINEERS: **Langan Engineering & Environmental Services**
21 Penn Plaza - 360 West 37th Street, 8th Floor
New York, NY 10011-2727
TEL: 212 385 1818 FAX: 212 479 5444

CODE CONSULTANTS: **Construction Consulting Associates**
100 Church Street
New York, NY 10007
TEL: 212 385 1818 FAX: 212 385 1911

CURTAINWALL CONSULTANT: **AJLP Consulting**
40 Worth Street, Suite 826
New York, NY 10013
TEL: 212 757 5559 FAX: 646 219 8508

LANDMARK/PRESERVATION CONSULTANT: **Jan Hind Pokorny Associates, Inc.**
39 West 37th Street, 12A
New York, NY 10018
TEL: 212 759 6462 FAX: 212 759 6540

No.	DESCRIPTION	DATE
1	ISSUED FOR SCHEMATIC DESIGN	04 APR 2014
2	ISSUED FOR DESIGN DEVELOPMENT	01 JUL 2014
3	ISSUED FOR DESIGN DEVELOPMENT	31 JUL 2014
4	CD PROGRESS ISSUE 1	15 OCT 2014
5	ISSUED FOR BID - MECHANICAL	15 OCT 2014
6	DOB SUBMISSION	19 DEC 2014

0 4'-0" 8'-0" 16'-0"

DOB SUBMISSION


Discrepancies must be reported immediately to the Architect before proceeding. Only figured dimensions are to be used. Corrections must check all dimensions on site. This drawing is protected by copyright.


ALL DIMENSIONS ARE SHOWN IN IMPERIAL.

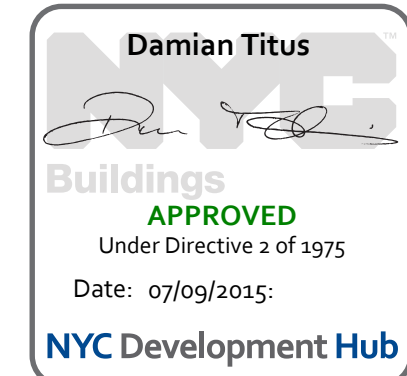
CONSULTANT: **AKF**
1101 BROADWAY, SUITE 700
NEW YORK, NY 10036
T: 212 354 5656 F: 212 354 5668
Website: www.akf.com Email: info@akf.com

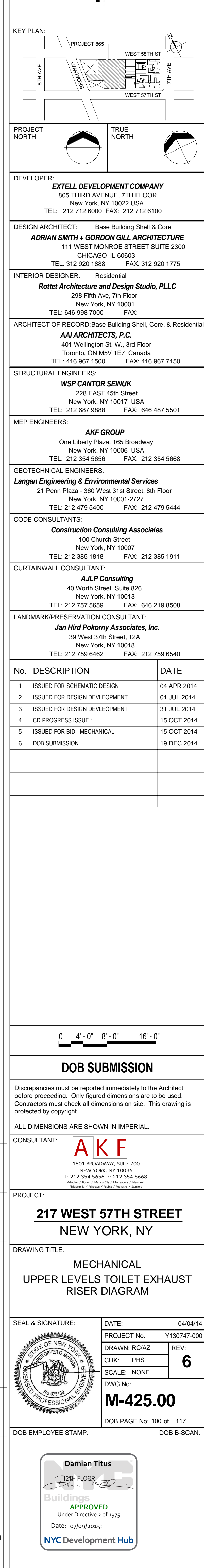
PROJECT: **217 WEST 57TH STREET**
NEW YORK, NY

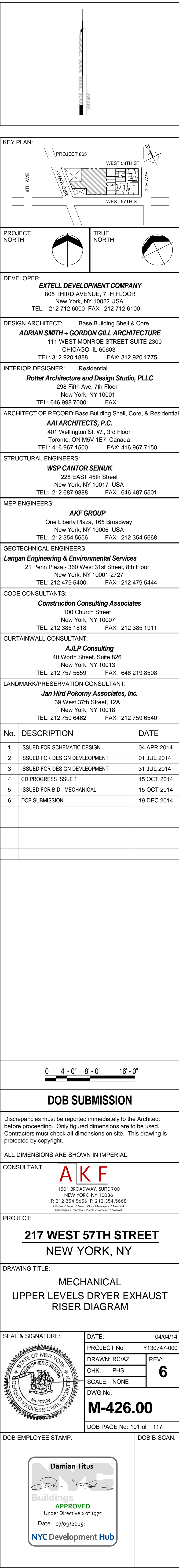
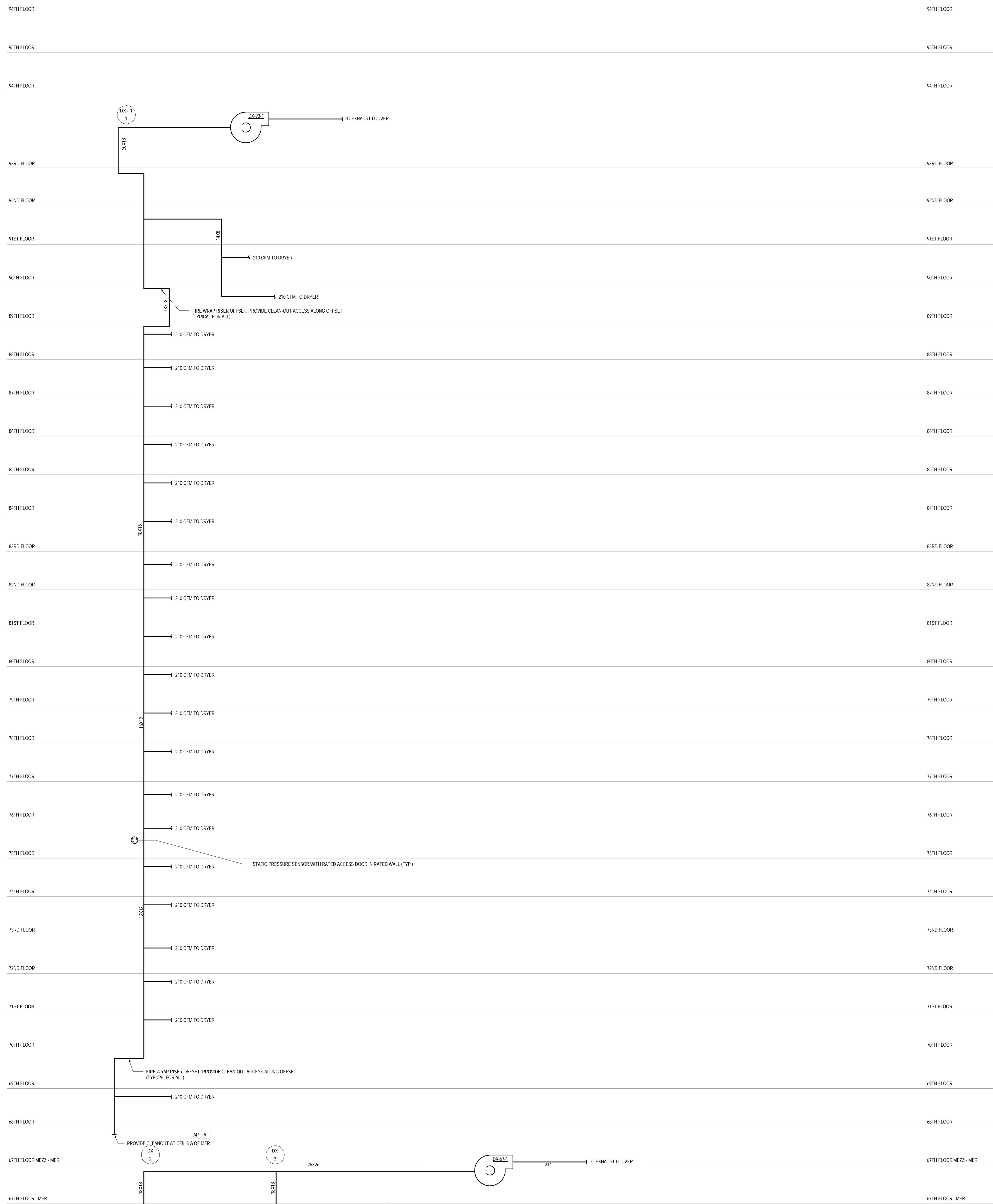
DRAWING TITLE: **MECHANICAL**
UPPER LEVELS TOILET EXHAUST
RISER DIAGRAM

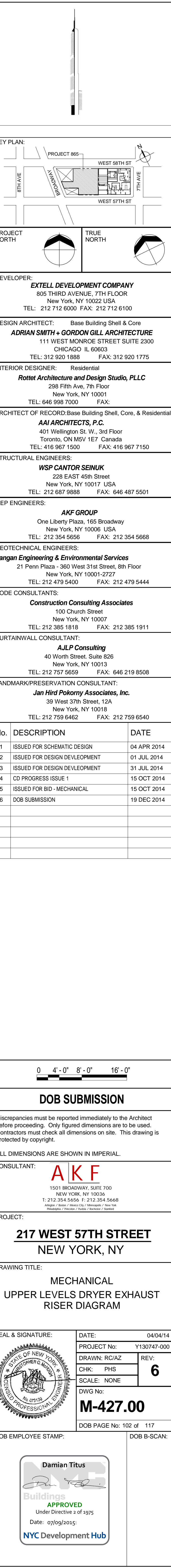
SEAL & SIGNATURE:  DATE: 04/04/14
PROJECT No: Y130747-000
DRAWN: RCIAZ REV: 6
CHK: PHS
SCALE: NONE
DWG No: **M-424.00**

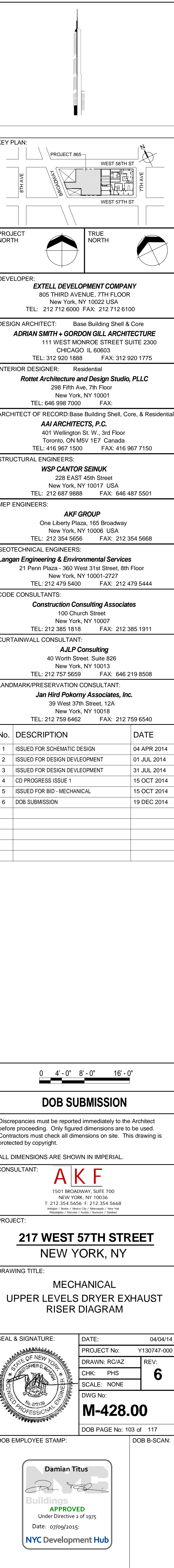

DOB EMPLOYEE STAMP:  DOB PAGE No: 99 of 117
DOB B-SCAN:

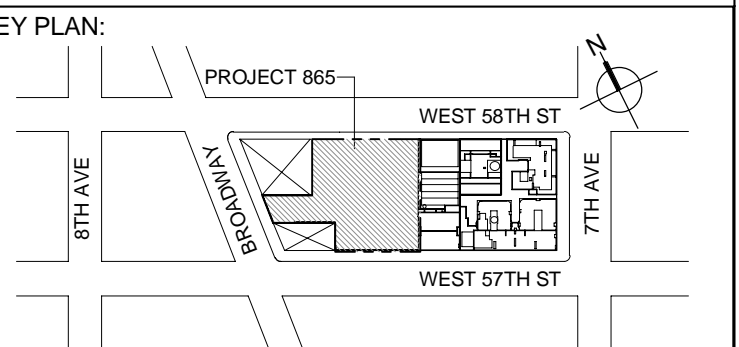












DEVELOPER: **EXTELL DEVELOPMENT COMPANY**
805 THIRD AVENUE, 7TH FLOOR
New York, NY 10022 USA
TEL: 212 712 6000 FAX: 212 712 6100

DESIGN ARCHITECT: Base Building Shell & Core
ADRIAN SMITH + GORDON GILL ARCHITECTURE
111 WEST MONROE STREET SUITE 2300
CHICAGO IL 60603
TEL: 312 920 1888 FAX: 312 920 1775

INTERIOR DESIGNER: Residential
Rottet Architecture and Design Studio, PLLC
298 Fifth Ave, 7th Floor
New York, NY 10001
TEL: 646 998 7000 FAX:

ARCHITECT OF RECORD: Base Building Shell, Core, & Residential
AAI ARCHITECTS, P.C.
 401 Wellington St. W., 3rd Floor
 Toronto, ON M5V 1E7 Canada
 TEL: 416 967 1500 FAX: 416 967 7150

STRUCTURAL ENGINEERS:
WSP CANTOR SEINUK
228 EAST 45th Street
New York, NY 10017 USA
TEL: 212 687 9888 FAX: 646 487 5501

MEP ENGINEERS:

AKF GROUP
One Liberty Plaza, 165 Broadway
New York, NY 10006 USA
TEL: 212 354 5656 FAX: 212 354 5668

GEOTECHNICAL ENGINEERS:
Langan Engineering & Environmental Services
21 Penn Plaza - 360 West 31st Street, 8th Floor
New York, NY 10001-2727
TEL: 212 479 5400 FAX: 212 479 5444

CODE CONSULTANTS:

Construction Consulting Associates
100 Church Street
New York, NY 10007
TEL: 212 385 1818 FAX: 212 385 1911

CURTAINWALL CONSULTANT:
AJLP Consulting
40 Worth Street, Suite 826
New York, NY 10013
TEL: 212 757 5659 FAX: 646 219 8508

LANDMARK/PRESERVATION CONSULTANT:
Jan Hird Pokorny Associates, Inc.
39 West 37th Street, 12A
New York, NY 10018
TEL: 212 759 6462 FAX: 212 759 6540



Discrepancies must be reported immediately to the Architect before proceeding. Only figured dimensions are to be used. Contractors must check all dimensions on site. This drawing is protected by copyright.

ALL DIMENSIONS ARE SHOWN IN IMPERIAL.

CONSULTANT: **A K F**
1501 BROADWAY, SUITE 700
NEW YORK, NY 10036
T: 212.354.5656 F: 212.354.5668
Atlanta / Boston / Chicago / Dallas / Denver / New York
Philadelphia / Portland / San Francisco / Seattle / Stamford

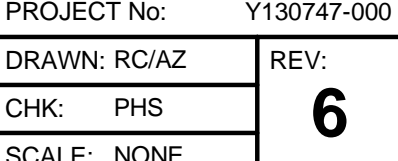
PROJECT:

217 WEST 57TH STREET
NEW YORK, NY

DRAWING TITLE:

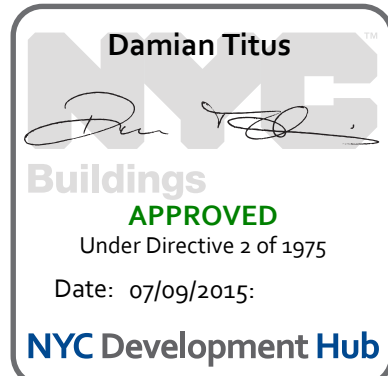
MECHANICAL
UPPER LEVELS KITCHEN EXHAUST
RISER DIAGRAM

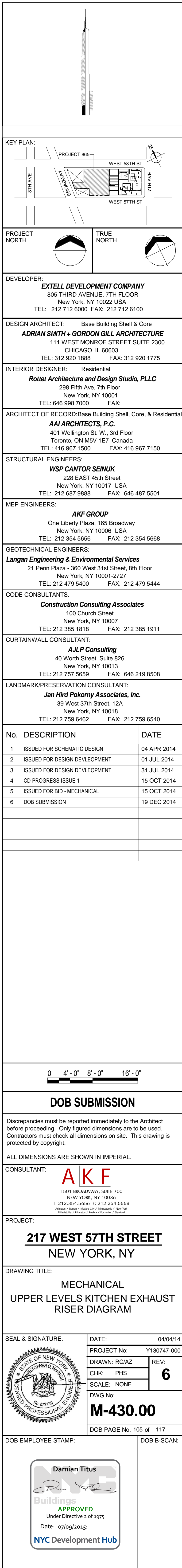
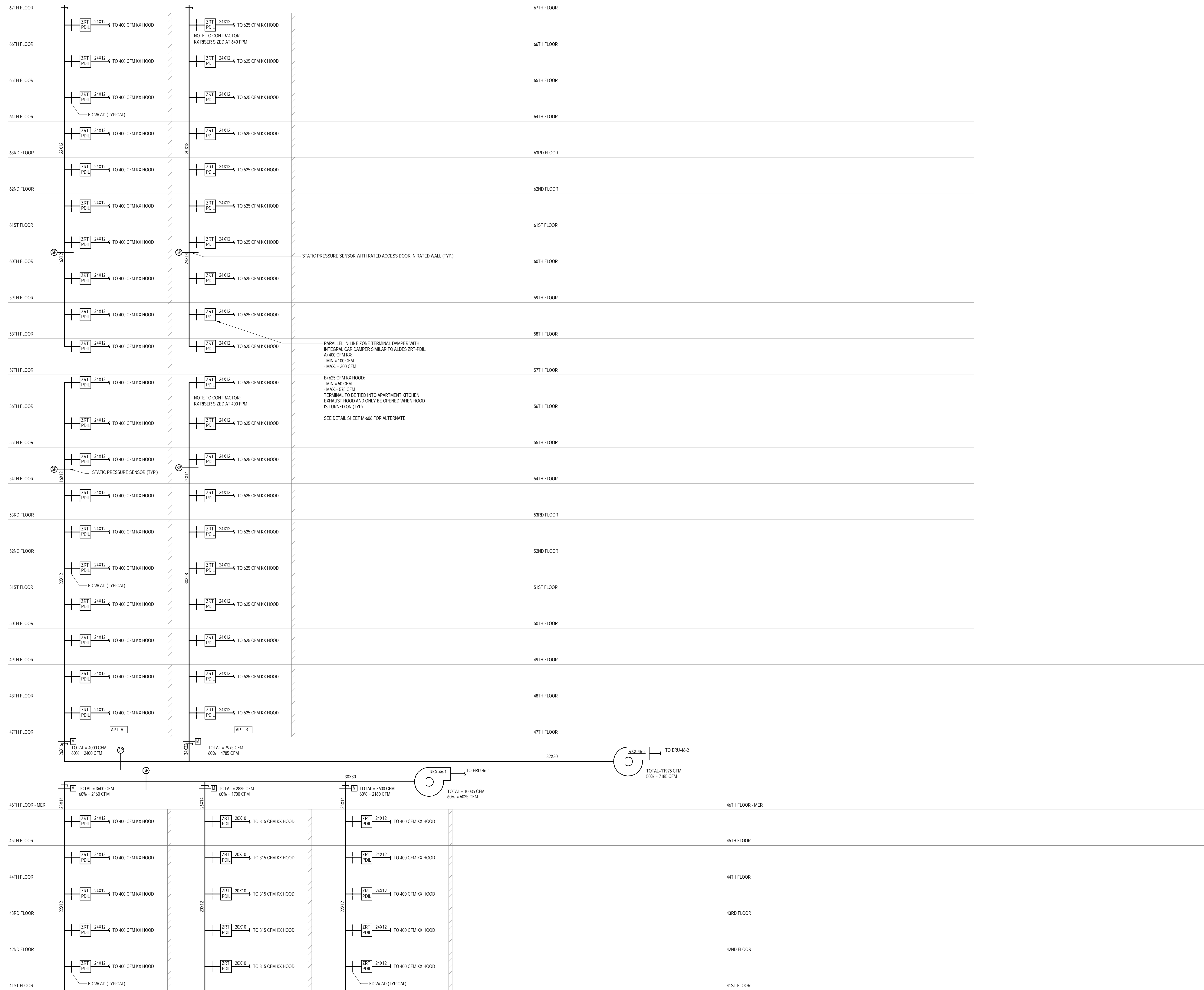
SEAL & SIGNATURE:	DATE:	04/04/14
-------------------	-------	----------

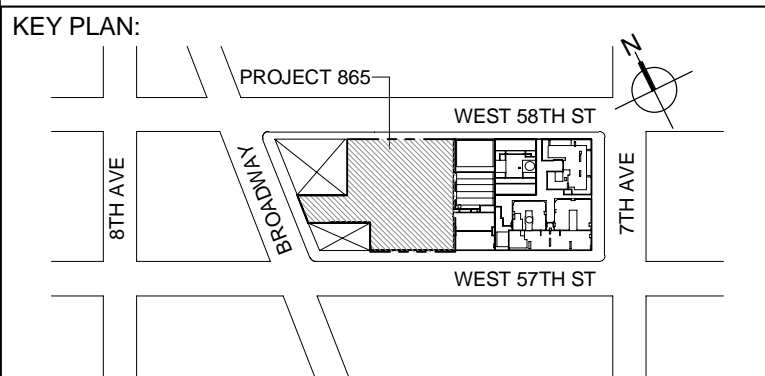


M-429.00

DOB EMPLOYEE STAMP:	DOB B-SCAN:
---------------------	-------------







DEVELOPER: **EXTELL DEVELOPMENT COMPANY**
805 THIRD AVENUE, 7TH FLOOR
New York, NY 10022 USA
TEL: 212 712 6000 FAX: 212 712 6100

DESIGN ARCHITECT: Base Building Shell & Core
ADRIAN SMITH + GORDON GILL ARCHITECTURE
 111 WEST MONROE STREET SUITE 2300
 CHICAGO IL 60603
 TEL: 312 920 1888 FAX: 312 920 1775

Interior Designer: Residential
Rottet Architecture and Design Studio, PLLC
298 Fifth Ave, 7th Floor
New York, NY 10001
TEL: 646 998 7000 FAX:

ARCHITECT OF RECORD: Base Building Shell, Core, & Residential
AAI ARCHITECTS, P.C.
 401 Wellington St. W., 3rd Floor
 Toronto, ON M5V 1E7 Canada
 TEL: 416 967 1500 FAX: 416 967 7150

STRUCTURAL ENGINEERS:
WSP CANTOR SEINUK
228 EAST 45th Street
New York, NY 10017 USA
TEL: 212 687 9888 FAX: 646 487 5501

MEP ENGINEERS:

AKF GROUP
One Liberty Plaza, 165 Broadway
New York, NY 10006 USA
TEL: 212 354 5656 FAX: 212 354 5668

GEOTECHNICAL ENGINEERS:
Langan Engineering & Environmental Services
21 Penn Plaza - 360 West 31st Street, 8th Floor
New York, NY 10001-2727
TEL: 212 479 5400 FAX: 212 479 5444

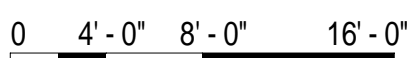
CODE CONSULTANTS:

Construction Consulting Associates
100 Church Street
New York, NY 10007
TEL: 212 385 1818 FAX: 212 385 1911

AJLP Consulting
40 Worth Street, Suite 826
New York, NY 10013
TEL: 212 757 5659 FAX: 646 219 8508

LANDMARK/PRESERVATION CONSULTANT:
Jan Hird Pokorny Associates, Inc.
39 West 37th Street, 12A
New York, NY 10018
TEL: 212 759 6462 FAX: 212 759 6540

No.	DESCRIPTION	DATE
1	ISSUED FOR SCHEMATIC DESIGN	04 APR 2014
2	ISSUED FOR DESIGN DEVELOPMENT	01 JUL 2014
3	ISSUED FOR DESIGN DEVELOPMENT	31 JUL 2014
4	CD PROGRESS ISSUE 1	15 OCT 2014
5	ISSUED FOR BID - MECHANICAL	15 OCT 2014
6	DOB SUBMISSION	19 DEC 2014



DOB SUBMISSION

Discrepancies must be reported immediately to the Architect before proceeding. Only figured dimensions are to be used. Contractors must check all dimensions on site. This drawing is protected by copyright.

ALL DIMENSIONS ARE SHOWN IN IMPERIAL.

CONSULTANT: **AKF**


AKF
1501 BROADWAY, SUITE 700
NEW YORK, NY 10036
T: 212.354.5656 F: 212.354.5668
Atlanta / Boston / Mexico City / Minneapolis / New York
Philadelphia / Princeton / Pueblo / Rochester / Stamford

PROJECT:

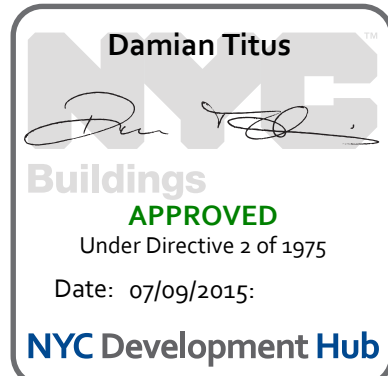
217 WEST 57TH STREET
NEW YORK, NY

DRAWING TITLE:

MECHANICAL
UPPER LEVELS KITCHEN EXHAUST
RISER DIAGRAM

	DATE: 04/04/14	
	PROJECT NO: Y130747-000	
	DRAWN: R/CAZ	REV:
	CHK: PHS	6
	SCALE: NONE	
	DWG No:	
M-431.00		

DOB EMPLOYEE STAMP:	DOB B-SCAN:
---------------------	-------------



COOLING TOWER SCHEDULE																																			
UNIT	NO.	LEVEL	SERVICE	NO. OF CELLS	TYPE	CONDENSER WATER DATA			CONDENSER WATER DATA			FAN DATA		FAN MOTOR DATA		FAN MOTOR DATA			ELECTRICAL DATA				VIBRATION ISOLATION				PHYSICAL DATA (EACH CELL)				MANUFACTURER	MODEL NO.			
						GPM PER CELL	WATER TEMP. (°F)		MAX. P.D. (FT.)	ENTERING WET BULB (°F)	NO. OF FANS PER CELL	AIR FLOW OVERCELL (CFM)	DRIVE TYPE	NO. OF MOTORS PER CELL	MHP	LOW RPM	H RPM	STARTER TYPE	VOLTS	PHASE	HZ	NO. OF HEATERS	BASIN HEATER		NO. OF STAGES	MOUNTING TYPE	BASE TYPE	MIN. STATIC DEFLECTION (IN)	SEE SPECS	LENGTH (FT-IN)			WIDTH (FT-IN)	HEIGHT (FT-IN)	OPERATING WT. (LBS)
							KW (EA)	NO. 2																											
CT	96A-1	COOLING TOWERS(BU)	CONDENSER WATER	1	OPEN CELL	2000	100	85	10.00	78	1	236.00	DIRECT	1	60	290	10.02	VFD	460	3	60	1	30.0	2	SPRING ISOLATORS	SEE SPECS	SEE SPECS	11'-10 3/4"	22'-5"	18'-10 1/8"	39.50	SPX COOLING TECHNOLOGIES	MARLEY N03A11		
CT	96A-2	COOLING TOWERS(BU)	CONDENSER WATER	1	OPEN CELL	2000	100	85	10.00	78	1	236.00	DIRECT	1	60	290	10.02	VFD	460	3	60	1	30.0	2	SPRING ISOLATORS	SEE SPECS	SEE SPECS	11'-10 3/4"	22'-5"	18'-10 1/8"	39.50	SPX COOLING TECHNOLOGIES	MARLEY N03A11		
CT	96A-3	COOLING TOWERS(BU)	CONDENSER WATER	1	OPEN CELL	2000	100	85	10.00	78	1	236.00	DIRECT	1	60	290	10.02	VFD	460	3	60	1	30.0	2	SPRING ISOLATORS	SEE SPECS	SEE SPECS	11'-10 3/4"	22'-5"	18'-10 1/8"	39.50	SPX COOLING TECHNOLOGIES	MARLEY N03A11		

BOILER SCHEDULE																								
						GAS DATA				ELECTRICAL DATA				DIMENSIONS				OPERATING WT. (LBS) INCLUDING						
UNIT	NO.	LOCATION	SERVICE	INPUT (BTU/H)	OUTPUT (BTU/H)	DESIGN FLOW RATE	PERFORMANCE DATA			FUEL TYPE	GAS TRAIN SIZE	MIN GAS PRESSURE (IN W.G.)	MAX GAS PRESSURE (IN W.G.)	VOLTAGE	PHASE	H ₂	FLA	WIDTH	DEPTH	HEIGHT	WATER	MANUFACTURER	MODEL NO.	
						(GPM)	EWI	LWT	(PSI)															MAX WORKING PRESSURE (PSI)
B	6-1	6TH FLOOR MEP	HOT WATER	6,000.00	5,610.00	400	180	170	4.00	150.00	Natural Gas	2"	14.00	55.42	460	3	60	15	2'-10"	9'-051/8"	6'-131/8"	3,920 lb	AERCO	BMA2600
B	6-2	6TH FLOOR MEP	HOT WATER	6,000.00	5,610.00	400	180	170	4.00	150.00	Natural Gas	2"	14.00	55.42	460	3	60	15	2'-10"	9'-051/8"	6'-131/8"	3,920 lb	AERCO	BMA2600
B	7-1	7TH FLOOR MEP	HOT WATER	6,000.00	5,610.00	230	127	180	4.00	150.00	Natural Gas	2"	14.00	55.42	460	3	60	15	2'-10"	9'-051/8"	6'-131/8"	3,920 lb	AERCO	BMA2600
B	7-2	7TH FLOOR MEP	HOT WATER	6,000.00	5,610.00	230	127	180	4.00	150.00	Natural Gas	2"	14.00	55.42	460	3	60	15	2'-10"	9'-051/8"	6'-131/8"	3,920 lb	AERCO	BMA2600
B	7-3	7TH FLOOR MEP	HOT WATER	6,000.00	5,610.00	230	127	180	4.00	150.00	Natural Gas	2"	14.00	55.42	460	3	60	15	2'-10"	9'-051/8"	6'-131/8"	3,920 lb	AERCO	BMA2600
B	7-4	7TH FLOOR MEP	HOT WATER	6,000.00	5,610.00	230	127	180	4.00	150.00	Natural Gas	2"	14.00	55.42	460	3	60	15	2'-10"	9'-051/8"	6'-131/8"	3,920 lb	AERCO	BMA2600
B	7-5	7TH FLOOR MEP	HOT WATER	6,000.00	5,610.00	230	127	180	4.00	150.00	Natural Gas	2"	14.00	55.42	460	3	60	15	2'-10"	9'-051/8"	6'-131/8"	3,920 lb	AERCO	BMA2600
B	7-6	7TH FLOOR MEP	HOT WATER	6,000.00	5,610.00	230	127	180	4.00	150.00	Natural Gas	2"	14.00	55.42	460	3	60	15	2'-10"	9'-051/8"	6'-131/8"	3,920 lb	AERCO	BMA2600
B	6M-1	6TH FLOOR MEP	HOT WATER	6,000.00	5,610.00	210	123	180	4.00	150.00	Natural Gas	2"	14.00	55.42	460	3	60	15	2'-10"	9'-051/8"	6'-131/8"	3,920 lb	AERCO	BMA2600
B	6M-2	6TH FLOOR MEP	HOT WATER	6,000.00	5,610.00	210	123	180	4.00	150.00	Natural Gas	2"	14.00	55.42	460	3	60	15	2'-10"	9'-051/8"	6'-131/8"	3,920 lb	AERCO	BMA2600
B	6M-3	6TH FLOOR MEP	HOT WATER	6,000.00	5,610.00	210	123	180	4.00	150.00	Natural Gas	2"	14.00	55.42	460	3	60	15	2'-10"	9'-051/8"	6'-131/8"	3,920 lb	AERCO	BMA2600
B	6M-4	6TH FLOOR MEP	HOT WATER	6,000.00	5,610.00	210	123	180	4.00	150.00	Natural Gas	2"	14.00	55.42	460	3	60	15	2'-10"	9'-051/8"	6'-131/8"	3,920 lb	AERCO	BMA2600
B	6M-5	6TH FLOOR MEP	HOT WATER	6,000.00	5,610.00	210	123	180	4.00	150.00	Natural Gas	2"	14.00	55.42	460	3	60	15	2'-10"	9'-051/8"	6'-131/8"	3,920 lb	AERCO	BMA2600
B	6M-6	6TH FLOOR MEP	HOT WATER	6,000.00	5,610.00	210	123	180	4.00	150.00	Natural Gas	2"	14.00	55.42	460	3	60	15	2'-10"	9'-051/8"	6'-131/8"	3,920 lb	AERCO	BMA2600

HEAT EXCHANGER SCHEDULE														
UNIT	NO.	LOCATION	SERVICE	HEAT EXCHANGER TYPE	CAPACITY (MBH)	MAX. WORKING PRESS. (PSIG)	FLOW (GPM)	PRESS. DROP (PSI)	PRIMARY SIDE			SECONDARY SIDE		
									INLET TEMP. (°F)			OUTLET TEMP. (°F)		
									FOWLING FACTOR			FOWLING FACTOR		
PSCHWIK	7-1	7TH FLOOR MEP	HOT WATER	PLATE FRAME	5,093	150.00	350	9.98	147	177	0.0001	350	9.97	180
PSCHWIK	7-2	7TH FLOOR MEP	HOT WATER	PLATE FRAME	5,093	150.00	350	9.98	147	177	0.0001	350	9.97	180
PSCHWIK	7-1	7TH FLOOR MEP	HOT WATER	PLATE FRAME	3,929	150.00	210	9.16	147	177	0.0001	210	8.97	180
PSCHWIK	7-2	7TH FLOOR MEP	HOT WATER	PLATE FRAME	3,929	150.00	210	9.16	147	177	0.0001	210	8.97	180
PHX	9-1	9TH FLOOR MEP	POOL HEATING	PLATE FRAME	1,997	150.00	0	1.84	80	88	0.0001	0	1.5	3
PSCHWIK	11-1	11TH FLOOR MEP	HOT WATER	PLATE FRAME	17,440	150.00	700	9.96	125	177	0.0001	700	9.63	180
PSCHWIK	11-2	11TH FLOOR MEP	HOT WATER	PLATE FRAME	17,440	150.00	700	9.96	125	177	0.0001	700	9.63	180
PSCHWIK	11-3	11TH FLOOR MEP	HOT WATER	PLATE FRAME	4,226	150.00	290	9.19	147	177	0.0001	290	9.00	180
PSCHWIK	11-4	11TH FLOOR MEP	HOT WATER	PLATE FRAME	4,226	150.00	290	9.19	147	177	0.0001	290	9.00	180
STCHWIK	11-1	11TH FLOOR MEP	CONDENSER WATER	PLATE FRAME	5,152	300.00	750	9.97	88	103	0.0001	750	9.87	180
STCHWIK	11-2	11TH FLOOR MEP	CONDENSER WATER	PLATE FRAME	5,152	300.00	750	9.97	88	103	0.0001	750	9.87	180
CHWIK	27-1	27TH FLOOR MEP	CONDENSER WATER/HOT WATER	PLATE FRAME	6,557	150.00	900	9.36	50	65	0.0001	900	9.40	180
CHWIK	27-2	27TH FLOOR MEP	CONDENSER WATER/HOT WATER	PLATE FRAME	6,557	150.00	900	9.36	50	65	0.0001	900	9.40	180
SHWIK	27-1	27TH FLOOR MEP	HOT WATER	PLATE FRAME	1,021	150.00	70	3.40	144	174	0.0001	70	3.45	177
SHWIK	27-2	27TH FLOOR MEP	HOT WATER	PLATE FRAME	1,021	150.00	70	3.40	144	174	0.0001	70	3.45	177
PSCHWIK	46-1	46TH FLOOR MEP	CONDENSER WATER	PLATE FRAME	18,990	450.00	2,500	11.86	103	145	0.0001	2,500	11.86	180
PSCHWIK	46-2	46TH FLOOR MEP	CONDENSER WATER	PLATE FRAME	18,990	450.00	2,500	11.86	103	145	0.0001	2,500	11.86	180
PSCHWIK	46-1	46TH FLOOR MEP	HOT WATER	PLATE FRAME	3,352	300.00	230	8.88	147	177	0.0001	230	8.92	180
PSCHWIK	46-2	46TH FLOOR MEP	HOT WATER	PLATE FRAME	3,352	300.00	230	8.88	147	177	0.0001	230	8.92	180
CHWIK	67-1	67TH FLOOR MEP	CONDENSER WATER/HOT WATER	PLATE FRAME	3,201	150.00	425	8.20	50	65	0.0001	425	8.20	180
CHWIK	67-2	67TH FLOOR MEP	CONDENSER WATER/HOT WATER	PLATE FRAME	3,201	150.00	425	8.20	50	65	0.0001	425	8.20	180
PSCHWIK	67-1	67TH FLOOR MEP	CONDENSER WATER	PLATE FRAME	5,354	300.00	720	9.82	85	100	0.0005	720	9.72	102
PSCHWIK	67-2	67TH FLOOR MEP	CONDENSER WATER	PLATE FRAME	5,354	300.00	720	9.82	85	100	0.0005	720	9.72	102
PSCHWIK	67-1	67TH FLOOR MEP	HOT WATER	PLATE FRAME	3,680	150.00	215	6.33	142	177	0.0001	215	6.18	180
PSCHWIK	67-2	67TH FLOOR MEP	HOT WATER	PLATE FRAME	3,680	150.00	215	6.33	142	177	0.0001	215	6.18	180
PSCHWIK	67M-1	67TH FLOOR INTER	HOT WATER	PLATE FRAME	7,504	300.00	515	9.94	150	177	0.0001	515	9.82	180
PSCHWIK	67M-2	67TH FLOOR INTER	HOT WATER	PLATE FRAME	7,504	300.00	515	9.94	150	177	0.0001	515	9.82	180
CHWIK	91-1	91ST FLOOR	CONDENSER WATER/HOT WATER	PLATE FRAME	3,441	150.00	425	9.99	50	67	0.0001	425	9.99	177
CHWIK	91-2	91ST FLOOR	CONDENSER WATER/HOT WATER	PLATE FRAME	3,441	150.00	425	9.99	50	67	0.0001	425	9.99	177
PSCHWIK	93-1	93RD FLOOR EMB	CONDENSER WATER	PLATE FRAME	6,841	150.00	920	9.81	85	100	0.0005	920	9.72	102
PSCHWIK	93-2	93RD FLOOR EMB	CONDENSER WATER	PLATE FRAME	6,841	150.00	920	9.81	85	100	0.0005	920	9.72	102

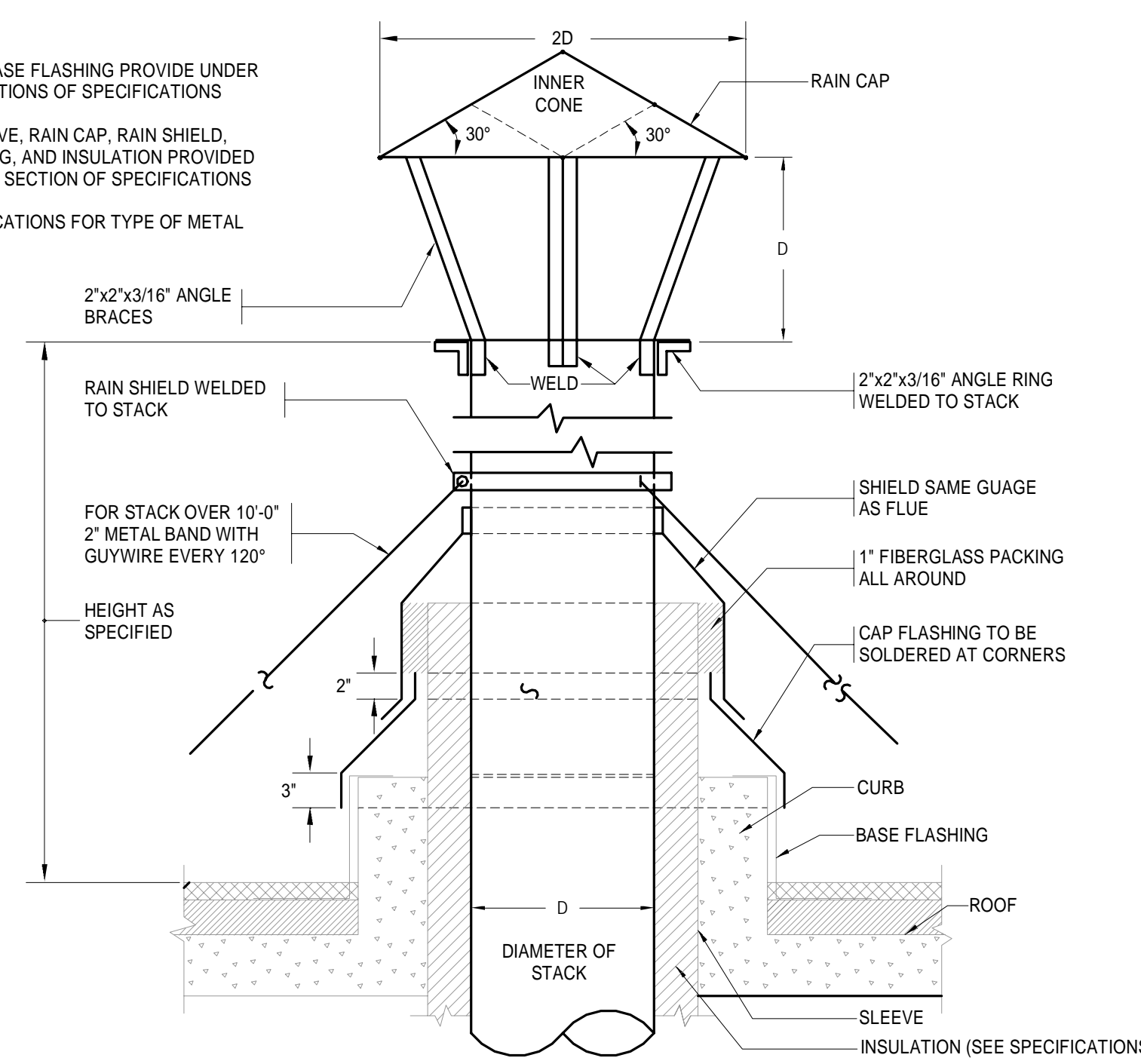
PUMP SCHEDULE																									
PERFORMANCE DATA					CONSTRUCTION DATA					MOTOR DATA					ELECTRICAL DATA					VIBRATION ISOLATION					
UNIT	NO.	LEVEL	PUMP TYPE	FLUID TYPE	DESIGN FLOW RATE (GPM)	TOT (FT)	RATED SPEED (RPM)	NPSH (FT)	SUCTION SIZE	DISCHARGE SIZE	MAX WORKING PRESSURE (PSI)	MHP	BHP	MOTOR FRAME	STARTER TYPE	VOLTS	PHASE	HZ	SPECIFICATIONS	MIN STATION DEFLECTION	OPERATING WEIGHT (LBS)	MANUFACTURER	MODEL	SERIES	
CHWIP	6-1	6TH FLOOR MEP	Double Suction Split Case	CHILLED WATER (40% PROPYLENE GLYCOL)	1042	110	1800	8.24	6"	4"	175	50.0	36.3	320T/TS	VFD	480	3	60	CONCRETE PAD	NERITIA	SEE SPECS	277100	Boill & Gossett	VSC-64m13.5A	V5X
CHWIP	6-2	6TH FLOOR MEP	Double Suction Split Case	CHILLED WATER (40% PROPYLENE GLYCOL)	1042	110	1800	8.24	6"	4"	175	50.0	36.3	320T/TS	VFD	480	3	60	CONCRETE PAD	NERITIA	SEE SPECS	277100	Boill & Gossett	VSC-64m13.5A	V5X
CHWIP	6-3	6TH FLOOR MEP	Double Suction Split Case	CHILLED WATER (40% PROPYLENE GLYCOL)	1042	110	1800	8.24	6"	4"	175	50.0	36.3	320T/TS	VFD	480	3	60	CONCRETE PAD	NERITIA	SEE SPECS	277100	Boill & Gossett	VSC-64m13.5A	V5X
PHWP	6-1	6TH FLOOR MEP	Base Mounted End Suction	HOT WATER	400	130	1800	7.99	4"	3"	175	25.0	17.5	28T/TL	VFD	480	3	60	CONCRETE PAD	NERITIA	SEE SPECS	86200	Boill & Gossett	3GB	1510
PHWP	6-2	6TH FLOOR MEP	Base Mounted End Suction	HOT WATER	400	130	1800	7.99	4"	3"	175	25.0	17.5	28T/TL	VFD	480	3	60	CONCRETE PAD	NERITIA	SEE SPECS	86200	Boill & Gossett	3GB	1510
PHWP	7-1	7TH FLOOR MEP	Base Mounted End Suction	HOT WATER	540	140	1800	7.92	4"	3"	175	40.0	25.3	28T/TL	VFD	480	3	60	CONCRETE PAD	NERITIA	SEE SPECS	109400	Boill & Gossett	3GB	1510
PHWP	7-2	7TH FLOOR MEP	Base Mounted End Suction	HOT WATER	540	140	1800	7.92	4"	3"	175	40.0	25.3	28T/TL	VFD	480	3	60	CONCRETE PAD	NERITIA	SEE SPECS	109400	Boill & Gossett	3GB	1510
PHWP	7-3	7TH FLOOR MEP	Base Mounted End Suction	HOT WATER	540	140	1800	7.92	4"	3"	175	40.0	25.3	28T/TL	VFD	480	3	60	CONCRETE PAD	NERITIA	SEE SPECS	109400	Boill & Gossett	3GB	1510
PHWP	7-4	7TH FLOOR MEP	Base Mounted End Suction	HOT WATER	540	140	1800	7.92	4"	3"	175	40.0	25.3	28T/TL	VFD	480	3	60	CONCRETE PAD	NERITIA	SEE SPECS	109400	Boill & Gossett	3GB	1510
SGHWP	7-1	7TH FLOOR MEP	Base Mounted End Suction	HOT WATER (40% PROPYLENE GLYCOL)	350	125	1800	7.96	4"	3"	175	20.0	15.4	25T/TL	VFD	480	3	60	CONCRETE PAD	NERITIA	SEE SPECS	75100	Boill & Gossett	3GB	e1510
SGHWP	7-2	7TH FLOOR MEP	Base Mounted End Suction	HOT WATER (40% PROPYLENE GLYCOL)	350	125	1800	7.96	4"	3"	175	20.0	15.4	25T/TL	VFD	480	3	60	CONCRETE PAD	NERITIA	SEE SPECS	75100	Boill & Gossett	3GB	e1510
SHWP	7-1	7TH FLOOR MEP	In-Line Centrifugal	HOT WATER	270	90	1800	10.30	3"	3"	175	15.0	9.4	25T	VFD	480	3	60	HUNG	SPRINGS	SEE SPECS	42000	Boill & Gossett	30x11	80
SHWP	7-2	7TH FLOOR MEP	In-Line Centrifugal	HOT WATER	270	90	1800	10.30	3"	3"	175	15.0	9.4	25T	VFD	480	3	60	HUNG	SPRINGS	SEE SPECS	42000	Boill & Gossett	30x11	80
PWP	9-1	9TH FLOOR MEP	Closed Coupled Vertical In-Line Mounted	HOT WATER	36	60	1800	5.00	1"	1"	175	2.0	1.3	56	VFD	480	3	60	HUNG	SPRINGS	SEE SPECS	13000	Boill & Gossett	14A	90
PWP	9-2	9TH FLOOR MEP	Closed Coupled Vertical In-Line Mounted	HOT WATER	36	60	1800	5.00	1"	1"	175	2.0	1.3	56	VFD	480	3	60	HUNG	SPRINGS	SEE SPECS	13000	Boill & Gossett	14A	90
SHWP	11-1	11TH FLOOR MEP	Base Mounted End Suction	HOT WATER	700	150	1800	9.82	5"	4"	175	50.0	33.6	320T/TL	VFD	480	3	60	CONCRETE PAD	NERITIA	SEE SPECS	105600	Boill & Gossett	4GC	e1510
SHWP	11-2	11TH FLOOR MEP	Base Mounted End Suction	HOT WATER	700	150	1800	9.82	5"	4"	175	50.0	33.6	320T/TL	VFD	480	3	60	CONCRETE PAD	NERITIA	SEE SPECS	105600	Boill & Gossett	4GC	e1510
SHWP	11-3	11TH FLOOR MEP	Base Mounted End Suction	HOT WATER	290	100	1800	5.69	4"	3"	175	15.0	9.1	25T/TS	VFD	480	3	60	CONCRETE PAD	NERITIA	SEE SPECS	54700	Boill & Gossett	3EB	e1510
SHWP	11-4	11TH FLOOR MEP	Base Mounted End Suction	HOT WATER	290	100	1800	5.69	4"	3"	175	15.0	9.1	25T/TS	VFD	480	3	60	CONCRETE PAD	NERITIA	SEE SPECS	54700	Boill & Gossett	3EB	e1510
TCWP	11-1	11TH FLOOR MEP	Base Mounted End Suction	CONDENSER WATER	750	140	1800	10.69	5"	4"	175	50.0	33.6	320T/TL	VFD	480	3	60	CONCRETE PAD	NERITIA	SEE SPECS	105600	Boill & Gossett	4GC	e1510
TCWP	11-2	11TH FLOOR MEP	Base Mounted End Suction	CONDENSER WATER	750	140	1800	10.69	5"	4"	175	50.0	33.6	320T/TL	VFD	480	3	60	CONCRETE PAD	NERITIA	SEE SPECS	105600	Boill & Gossett	4GC	e1510
THWP	27-1	27TH FLOOR MEP	In-Line Centrifugal	HOT WATERT/WT WATER	70	60	1800	7.64	11/2"	11/2"	175	3.0	2.1	182	VFD	480	3	60	HUNG	SPRINGS	SEE SPECS	18000	Boill & Gossett	1.5x1.5x5	80
THWP	27-2	27TH FLOOR MEP	In-Line Centrifugal	HOT WATERT/WT WATER	70	60	1800	7.64	11/2"	11/2"	175	3.0	2.1	182	VFD	480	3	60	HUNG	SPRINGS	SEE SPECS	18000	Boill & Gossett	1.5x1.5x5	80
SCWP	46-1	46TH FLOOR MEP	Double Suction Split Case	CONDENSER WATER	2500	125	1800	10.94	10"	8"	175	125.0	101.9	405T/TS	VFD	480	3	60	CONCRETE PAD	NERITIA	SEE SPECS	391800	Boill & Gossett	VSC-80t13.5A	V5X
SCWP	46-2	46TH FLOOR MEP	Double Suction Split Case	CONDENSER WATER	2500	125	1800	10.94	10"	8"	175	125.0	101.9	405T/TS	VFD	480	3	60	CONCRETE PAD	NERITIA	SEE SPECS	391800	Boill & Gossett	VSC-80t13.5A	V5X
SHWP	46-1	46TH FLOOR MEP	In-Line Centrifugal	HOT WATER	230	90	1800	5.64	3"	3"	175	15.0	8.0	25A	VFD	480	3	60	HUNG	SPRINGS	SEE SPECS	42000	Boill & Gossett	30x11	80
SHWP	46-2	46TH FLOOR MEP	In-Line Centrifugal	HOT WATER	230	90	1800	5.64	3"	3"	175	15.0	8.0	25A	VFD	480	3	60	HUNG	SPRINGS	SEE SPECS	42000	Boill & Gossett	30x11	80
SCWP	67-1	67TH FLOOR MEP	Base Mounted End Suction	CONDENSER WATER	720	125	1800	10.15	5"	4"	175	40.0	34.0	324T/TL	VFD	480	3	60	CONCRETE PAD	NERITIA	SEE SPECS	103000	Boill & Gossett	4GC	e1510
SCWP	67-2	67TH FLOOR MEP	Base Mounted End Suction	CONDENSER WATER	720	125	1800	10.15	5"	4"	175	40.0	34.0	324T/TL	VFD	480	3	60	CONCRETE PAD	NERITIA	SEE SPECS	103000	Boill & Gossett	4GC	e1510
SHWP	67-1	67TH FLOOR MEP	In-Line Centrifugal	HOT WATERT/WT WATER	215	90	1800	4.80	3"	3"	175	10.0	6.6	25T	VFD	480	3	60	HUNG	SPRINGS	SEE SPECS	37500	Boill & Gossett	30x11	80
SHWP	67-2	67TH FLOOR MEP	In-Line Centrifugal	HOT WATERT/WT WATER	215	90	1800	4.80	3"	3"	175	10.0	6.6	25T	VFD	480	3	60	HUNG	SPRINGS	SEE SPECS	37500	Boill & Gossett	30x11	80
PHWP	67M-1	67TH FLOOR NITER	Base Mounted End Suction	HOT WATER	410	150	1800	7.99	4"	3"	175	25.0	18.2	28T/TL	VFD	480	3	60	CONCRETE PAD	NERITIA	SEE SPECS	86200	Boill & Gossett	3GB	e1510
PHWP	67M-2	67TH FLOOR NITER	Base Mounted End Suction	HOT WATER	410	150	1800	7.99	4"	3"	175	25.0	18.2	28T/TL	VFD	480	3	60	CONCRETE PAD	NERITIA	SEE SPECS	86200	Boill & Gossett	3GB	e1510
PHWP	67M-3	67TH FLOOR NITER	Base Mounted End Suction	HOT WATER	410	150	1800	7.99	4"	3"	175	25.0	18.2	28T/TL	VFD	480	3	60	CONCRETE PAD	NERITIA	SEE SPECS	86200	Boill & Gossett	3GB	e1510
PHWP	67M-4	67TH FLOOR NITER	Base Mounted End Suction	HOT WATER	410	150	1800	7.99	4"	3"	175	25.0	18.2	28T/TL	VFD	480	3	60	CONCRETE PAD	NERITIA	SEE SPECS	86200	Boill & Gossett	3GB	e1510
SHWP	67M-1	67TH FLOOR NITER	Base Mounted End Suction	HOT WATER	515	150	1800	8.20	4"	3"	175	30.0	25.8	28T/TL	VFD	480	3	60	CONCRETE PAD	NERITIA	SEE SPECS	93900	Boill & Gossett	3GB	e1510
SHWP	67M-2	67TH FLOOR NITER	Base Mounted End Suction	HOT WATER	515	150	1800	8.20	4"	3"	175	30.0	25.8	28T/TL	VFD	480	3	60	CONCRETE PAD	NERITIA	SEE SPECS	93900	Boill & Gossett	3GB	e1510
CHWP	91-1	91ST FLOOR	In-Line Centrifugal	HOT WATER	130	100	1800	10.58	21/2"	21/2"	175	15.0	9.5	25A	VFD	480	3	60	HUNG	SPRINGS	SEE SPECS	45500	Boill & Gossett	2.5x2.5x7	80
CHWP	91-2	91ST FLOOR	In-Line Centrifugal	HOT WATER	130	100	1800	10.58	21/2"	21/2"	175	15.0	9.5	25A	VFD	480	3	60	HUNG	SPRINGS	SEE SPECS	45500	Boill & Gossett	2.5x2.5x7	80
SCWP	93-1	93RD FLOOR EIMR	Base Mounted End Suction	CONDENSER WATER	1250	125	1800	7.56	6"	5"	175	50.0	36.9	324T/TL	VFD	480	3	60	CONCRETE PAD	NERITIA	SEE SPECS	314700	Boill & Gossett	VSC-64m13.5A	V5X
SCWP	93-2	93RD FLOOR EIMR	Base Mounted End Suction	CONDENSER WATER	1250	125	1800	7.56	6"	5"	175	50.0	36.9	324T/TL	VFD	480	3	60	CONCRETE PAD	NERITIA	SEE SPECS	314700	Boill & Gossett	VSC-64m13.5A	V5X
PCWP	94-1	94TH FLOOR DAMPER	Double Suction Split Case	CONDENSER WATER	2000	150	1800	8.22	8"	6"	175	125.0	91.9	405T/TS	VFD	480	3	60	CONCRETE PAD	NERITIA	SEE SPECS	314700	Boill & Gossett	VSC-64m13.5A	V5X
PCWP	94-2	94TH FLOOR DAMPER	Double Suction Split Case	CONDENSER WATER	2000	150	1800	8.22	8"	6"	175	125.0	91.9	405T/TS	VFD	480	3	60	CONCRETE PAD	NERITIA	SEE SPECS	314700	Boill & Gossett	VSC-64m13.5A	V5X
PCWP	94-3	94TH FLOOR DAMPER	Double Suction Split Case	CONDENSER WATER	2000	150	1800	8.22	8"	6"	175	125.0	91.9	405T/TS	VFD	480	3	60	CONCRETE PAD	NERITIA	SEE SPECS	314700	Boill & Gossett	VSC-64m13.5A	V5X

FAN SCHEDULE																					
				PERFORMANCE DATA				MOTOR DATA													
UNIT	No.	LOCATION	SERVICE	FLOW	TOTAL SP (W/G)	RPM	BHP	DRIVE TYPE	MHP	STARTER	ELECTRICAL DATA		SPECIFICATIONS					MNT STATUS		Manufacturer 2	Model 2
											VOLTS	PHASE	HZ	MOUNTING TYPE	BASE TYPE	DEFLECTION (IN)	0"	1"			
EX	SC3-1		ELEC. CLOSET	400	0.25	2225	219	BELT	.25	HQA	480V	3	60	SEE SPEC	SEE SPEC	0"	0"	Loren Oak Company	SON-B		
SF	2-1		RETAL P/S CONTROL MUA	64000	3.00	488	42.6	BELT	50	VFD	480V	3	60	SEE SPEC	SEE SPEC	0"	0"	Loren Oak Company	540-DMK		
EX	6-1		MER EXHAUST	10000	1.50	1094	3.56	BELT	7.5	VFD	480V	3	60	SEE SPEC	SEE SPEC	0"	0"	Loren Oak Company	245-DMK		
FOS	6-1		FUEL ROOM SUPPLY	1000	1.50	1732	.49	BELT	.75	HQA	480V	3	60	SEE SPEC	SEE SPEC	0"	0"	Loren Oak Company	150-SON-HP		
SF	6-1		RETAL P/S CONTROL MUA	64000	3.00	1130	51.2	BELT	75	VFD	480V	3	60	SEE SPEC	SEE SPEC	0"	0"	Loren Oak Company	445-DMK-HP		
SF	6-2		MER VENTILATION	3600	1.50	1465	1.24	BELT	1.5	VFD	480V	3	60	SEE SPEC	SEE SPEC	0"	0"	Loren Oak Company	165-DMK		
SF	6-3		MER VENTILATION	3600	1.50	1514	2.75	BELT	5	VFD	480V	3	60	SEE SPEC	SEE SPEC	0"	0"	Loren Oak Company	165-DMK		
SF	6-1		RETAL STAR PRESSURIZATION	6000	1.50	1578	2.2	BELT	7.5	VFD	480V	3	60	SEE SPEC	SEE SPEC	0"	0"	Loren Oak Company	180-DMK		
SF	6-2		RETAL STAR PRESSURIZATION	9900	3.00	1553	6.88	BELT	10	VFD	480V	3	60	SEE SPEC	SEE SPEC	0"	0"	Loren Oak Company	225-DMK		
SF	6-3		RES. STAR PRESSURIZATION	6000	1.50	1094	3.56	BELT	5	VFD	480V	3	60	SEE SPEC	SEE SPEC	0"	0"	Loren Oak Company	245-DMK		
SP	6-1		RETAL POST FIRE SMOKE PURGE	64000	3.00	488	42.6	BELT	50	VFD	480V	3	60	SEE SPEC	SEE SPEC	0"	0"	Loren Oak Company	540-DMK		
TX	6-1		RETAL TOILET EXHAUST	1125	1.50	1354	.89	BELT	1	HQA	480V	3	60	SEE SPEC	SEE SPEC	0"	0"	Loren Oak Company	180-SON-HP		
DX	7-1		DRYER EXHAUST	1320	1.00	1120	0.20	TEFC	1	VFD	480V	3	60	SEE SPEC	SEE SPEC	0"	0"	ENERVEX	BE5B-315		
EX	7-1		CONDENSATE WTR. ROOM EXHAUST	8000	1.50	1160	2.81	BELT	1	VFD	480V	3	60	SEE SPEC	SEE SPEC	0"	0"	Loren Oak Company	225-DMK		
EX	7-3		GENMEX EXHAUST	6000	0.75	1078	2.10	BELT	3.0	VFD	480V	3	60	SEE SPEC	SEE SPEC	0"	0"	Loren Oak Company	245-SON-HP		
EX	7-4		RECYCLING/REFUSE/COMPACTOR EXHAUST	1980	1.00	1223	.63	BELT	1	VFD	480V	3	60	SEE SPEC	SEE SPEC	0"	0"	Loren Oak Company	180-SON-HP		
EX	7-5		POOL EQUIP. RM EXHAUST	400	1.00	2879	.435	BELT	5	HQA	480V	3	60	SEE SPEC	SEE SPEC	0"	0"	Loren Oak Company	70-SON-B		
EX	7-7		MER EXHAUST	6000	1.50	1021	3.16	BELT	3.0	VFD	480V	3	60	SEE SPEC	SEE SPEC	0"	0"	Loren Oak Company	245-SON-HP		
EX	7-8		MER EXHAUST	1200	1.00	1582	.358	BELT	.5	VFD	480V	3	60	SEE SPEC	SEE SPEC	0"	0"	Loren Oak Company	135-SON-HP		
EXSX	7-2		7TH FL MER EXHAUST/ATA & 7TH FL P/SP	42000	1.50	711	15.9	BELT	20	VFD	480V	3	60	SEE SPEC	SEE SPEC	0"	0"	Loren Oak Company	445-DMK		
FOX	7-1		FUEL ROOM EXHAUST	1000	1.50	1732	.49	BELT	.75	HQA	480V	3	60	SEE SPEC	SEE SPEC	0"	0"	Loren Oak Company	150-SON-HP		
GK	7-1		LL GENERAL EXHAUST	1225	3.00	3654	1.04	BELT	1.5	VFD	480V	3	60	SEE SPEC	SEE SPEC	0"	0"	Loren Oak Company	150-SON-HP		
GK	7-2		LL GENERAL EXHAUST	13600	3.00	1372	7.15	BELT	7.5	VFD	480V	3	60	SEE SPEC	SEE SPEC	0"	0"	Loren Oak Company	270-SON-HP		
SF	7-1		MER VENTILATION	3350	1.50	1422	2.49	BELT	3	VFD	480V	3	60	SEE SPEC	SEE SPEC	0"	0"	Loren Oak Company	175-DMK		
SF	7-2		MICROTURBINE VENTILATION	3500	1.50	1449	1.31	BELT	1.5	VFD	480V	3	60	SEE SPEC	SEE SPEC	0"	0"	Loren Oak Company	165-DMK		
SF	7-1		RETAL STAR PRESSURIZATION	6000	1.50	1578	2.2	BELT	7.5	VFD	480V	3	60	SEE SPEC	SEE SPEC	0"	0"	Loren Oak Company	180-DMK		
SF	7-2		RETAL STAR PRESSURIZATION	9900	3.00	1553	6.88	BELT	10	VFD	480V	3	60	SEE SPEC	SEE SPEC	0"	0"	Loren Oak Company	225-DMK		
SF	7-3		RETAL STAR PRESSURIZATION	10000	3.00	1477	7.75	BELT	10	VFD	480V	3	60	SEE SPEC	SEE SPEC	0"	0"	Loren Oak Company	245-CPS, CW, THD, CLASS, 1		
SF	7-4		RETAL STAR PRESSURIZATION	6000	1.50	1338	2.6	BELT	5	VFD	480V	3	60	SEE SPEC	SEE SPEC	0"	0"	Loren Oak Company	210-CPS, CW, THD, CLASS, 1		
SPX	7-1		RES. LL P/SP	16000	1.00	1399	11.1	BELT	20	VFD	480V	3	60	SEE SPEC	SEE SPEC	0"	0"	Loren Oak Company	270-DMK		
TX	7-1		RES. LL TOILET EXHAUST	800	1.50	1645	.406	BELT	.5	VFD	480V	3	60	SEE SPEC	SEE SPEC	0"	0"	Loren Oak Company	150-SON-HP		
EX	7-6		GENMEX EXHAUST	1800	1.50	1625	.837	BELT	1.5	VFD	480V	3	60	SEE SPEC	SEE SPEC	0"	0"	Loren Oak Company	165-SON-HP		
RF	7-4		RES. AGENCY	15000	1.75	944	1.84	BELT	7.5	VFD	480V	3	60	SEE SPEC	SEE SPEC	0"	0"	Loren Oak Company	330-DMK		
RF	7-5		RES. AGENCY	13000	1.75	1087	5.14	BELT	7.5	VFD	480V	3	60	SEE SPEC	SEE SPEC	0"	0"	Loren Oak Company	270-DMK		
SF	8-1		RETAL STAR PRESSURIZATION	10000	3.00	1477	7.75	BELT	10	VFD	480V	3	60	SEE SPEC	SEE SPEC	0"	0"	Loren Oak Company	245-CPS, CW, THD, CLASS, 1		
EX	9-1		MER EXHAUST	3100	1.00	1613	1.12	BELT	2	VFD	480V	3	60	SEE SPEC	SEE SPEC	0"	0"	Loren Oak Company	165-DMK		
EX	9-2		POOL EQUIPMENT ROOM EXHAUST	300	0.75	2275	0.200	BELT	0.334	HQA	480V	3	60	SEE SPEC	SEE SPEC	0"	0"	Loren Oak Company	70-SON-B		
EX	9-3		POOL ROOM PURGE	2000	1.00	1292	.6	BELT	.75	VFD	480V	3	60	SEE SPEC	SEE SPEC	0"	0"	Loren Oak Company	180-SON-HP		
EX	9-4		POOL ROOM PURGE	9000	1.50	1233	3.47	BELT	5	VFD	480V	3	60	SEE SPEC	SEE SPEC	0"	0"	Loren Oak Company	225-DMK		
EX	9-5		DISHWASHER EXHAUST	525	0.75	1644	.133	BELT	.333	VFD	480V	3	60	SEE SPEC	SEE SPEC	0"	0"	Loren Oak Company	CPV-80		
SF	9-1		MER MAKE UP AIR	3700	1.00	1613	1.72	BELT	2	VFD	480V	3	60	SEE SPEC	SEE SPEC	0"	0"	Loren Oak Company	165-SON-B		
TX	9-1		RES. AGENCY TOILET EXHAUST	5000	1.25	1027	1.94	BELT	3.0	VFD	480V	3	60	SEE SPEC	SEE SPEC	0"	0"	Loren Oak Company	225-SON-HP		
TIF	10A-1		PLENUM TRANSFER FAN	2500	0.50	1202	0.440	BELT	.75	HQA	480V	3	60	SEE SPEC	SEE SPEC	0"	0"	Loren Oak Company	195-SON-HP		
TIF	10A-2		PLENUM TRANSFER FAN	2500	0.50	1202	0.440	BELT	.75	HQA	480V	3	60	SEE SPEC	SEE SPEC	0"	0"	Loren Oak Company	195-SON-HP		
EX	11-1		MER EXHAUST	4500	1.50	1725	1.79	BELT	1.5	VFD	480V	3	60	SEE SPEC	SEE SPEC	0"	0"	Loren Oak Company	165-DMK		
EX	11-2		MER EXHAUST	4500	1.50	1725	1.79	BELT	3	VFD	480V	3	60	SEE SPEC	SEE SPEC	0"	0"	Loren Oak Company	165-DMK		
EX	11-3		MER EXHAUST	4500	1.50	1725	1.79	BELT	3	VFD	480V	3	60	SEE SPEC	SEE SPEC	0"	0"	Loren Oak Company	165-DMK		
KX	11-1		RESIDENTIAL KITCHEN EXHAUST	5200	3.00	1886	4.08	BELT	5.0	VFD	480V	3	60	SEE SPEC	SEE SPEC	0"	0"	Loren Oak Company	180-DMK		
KX	11-2		RESIDENTIAL KITCHEN EXHAUST	3535	3.00	2225	2.47	BELT	3	VFD	480V	3	60	SEE SPEC	SEE SPEC	0"	0"	Loren Oak Company	150-DMK		
PPSP	11-1		POST FIRE SMOKE PURGE & VENTILATION	36000	1.50	1725	11.9	BELT	20	VFD	480V	3	60	SEE SPEC	SEE SPEC	0"	0"	Loren Oak Company	490-DMK		
PPSP	11-2		POST FIRE SMOKE PURGE & VENTILATION	36000	1.50	1725	11.9	BELT	20	VFD	480V	3	60	SEE SPEC	SEE SPEC	0"	0"	Loren Oak Company	490-DMK		
SF	11-1		MER VENTILATION	9000	1.50	1233	3.47	BELT	5	VFD	480V	3	60	SEE SPEC	SEE SPEC	0"	0"	Loren Oak Company	225-DMK		
TX	11-1		RESIDENTIAL TOILET EXHAUST	2400	3.00	1725	1.95	BELT	3	VFD	480V	3	60	SEE SPEC	SEE SPEC	0"	0"	Loren Oak Company	165-DMK		
TX	11-2		RESIDENTIAL TOILET EXHAUST	4300	3.00	1725	3.04	BELT	5	VFD	480V	3	60	SEE SPEC	SEE SPEC	0"	0"	Loren Oak Company	165-DMK		
DX	27-1		RESIDENTIAL DRYER EXHAUST	3045	3.00	1720	-	DIRECT	3	VFD	480V	3	60	SEE SPEC	SEE SPEC	0"	0"	ENERVEX	MDVS500		
DX	27-2		RESIDENTIAL DRYER EXHAUST	4305	3.00	1720	-	DIRECT	3	VFD	480V	3	60	SEE SPEC	SEE SPEC	0"	0"	ENERVEX	MDVS500		
EX	27-1		MER EXHAUST	4500	1.50	1725	2.05	BELT	3	VFD	480V	3	60	SEE SPEC	SEE SPEC	0"	0"	Loren Oak Company	165-DMK		
EX	27-2		MER EXHAUST	4000	1.50	1725	2.05	BELT	3	VFD	480V	3	60	SEE SPEC	SEE SPEC	0"	0"	Loren Oak Company	165-DMK		
EX	27-3		POOL EQUIPMENT ROOM EXHAUST	300	0.75	2275	0.200	BELT	0.334	HQA	277V	1	60	SEE SPEC	SEE SPEC	0"	0"	Loren Oak Company	70-SON-B		
KX	27-1		RESIDENTIAL KITCHEN EXHAUST	5725	3.00	1818	5.19	BELT	5.0	VFD	480V	3	60	SEE SPEC	SEE SPEC	0"	0"	Loren Oak Company	180-DMK		
KX	27-2		RESIDENTIAL KITCHEN EXHAUST	5900	3.00	1885	4.08	BELT	5.0	VFD	480V	3	60	SEE SPEC	SEE SPEC	0"	0"	Loren Oak Company	180-DMK		
PPSP	27-1		POST FIRE SMOKE PURGE & VENTILATION	20160	1.50	1725	-	BELT	15	VFD	480V	3	60	SEE SPEC	SEE SPEC	0"	0"	Loren Oak Company	TD		
PPSP	27-2		POST FIRE SMOKE PURGE & VENTILATION	20160	1.50	1725	-	BELT	15	VFD	480V	3	60	SEE SPEC	SEE SPEC	0"	0"	Loren Oak Company	TD		
TX	27-1		RESIDENTIAL TOILET EXHAUST	1450	2.00	2240	.809	BELT	1.5	VFD	480V	3	60	SEE SPEC	SEE SPEC	0"	0"	Loren Oak Company	120-DMK-HP		
TX	27-2		RESIDENTIAL TOILET EXHAUST	4800	2.00	1887	2.26	BELT	5	VFD	480V	3	60	SEE SPEC	SEE SPEC	0"	0"	Loren Oak Company	230-DMK		
TX	27-3		RESIDENTIAL TOILET EXHAUST	2900	3.00	2343	1.16	BELT	2	VFD	480V	3	60	SEE SPEC	SEE SPEC	0"	0"	Loren Oak Company	180-DMK		
DX	46-1		RESIDENTIAL DRYER EXHAUST	5460	3.00	3450	2.01	BELT	3	VFD	480V	3	60	SEE SPEC	SEE SPEC	0"	0"	ENERVEX	MDVS500		
EX	46-1		MER EXHAUST	3250	1.50	1725	1.12	BELT	1.5	VFD	480V	3	60	SEE SPEC	SEE SPEC	0"	0"	Loren Oak Company	165-DMK		
EX	46-2		MER EXHAUST	3250	1.50	1725	1.12	BELT	1.5	VFD	480V	3	60	SEE SPEC	SEE SPEC	0"	0"	Loren Oak Company	165-DMK		
KX	46-1		RESIDENTIAL KITCHEN EXHAUST	4625	3.00	1895	4.14	BELT	5.0	VFD	480V	3	60	SEE SPEC	SEE SPEC	0"	0"	Loren Oak Company	18		

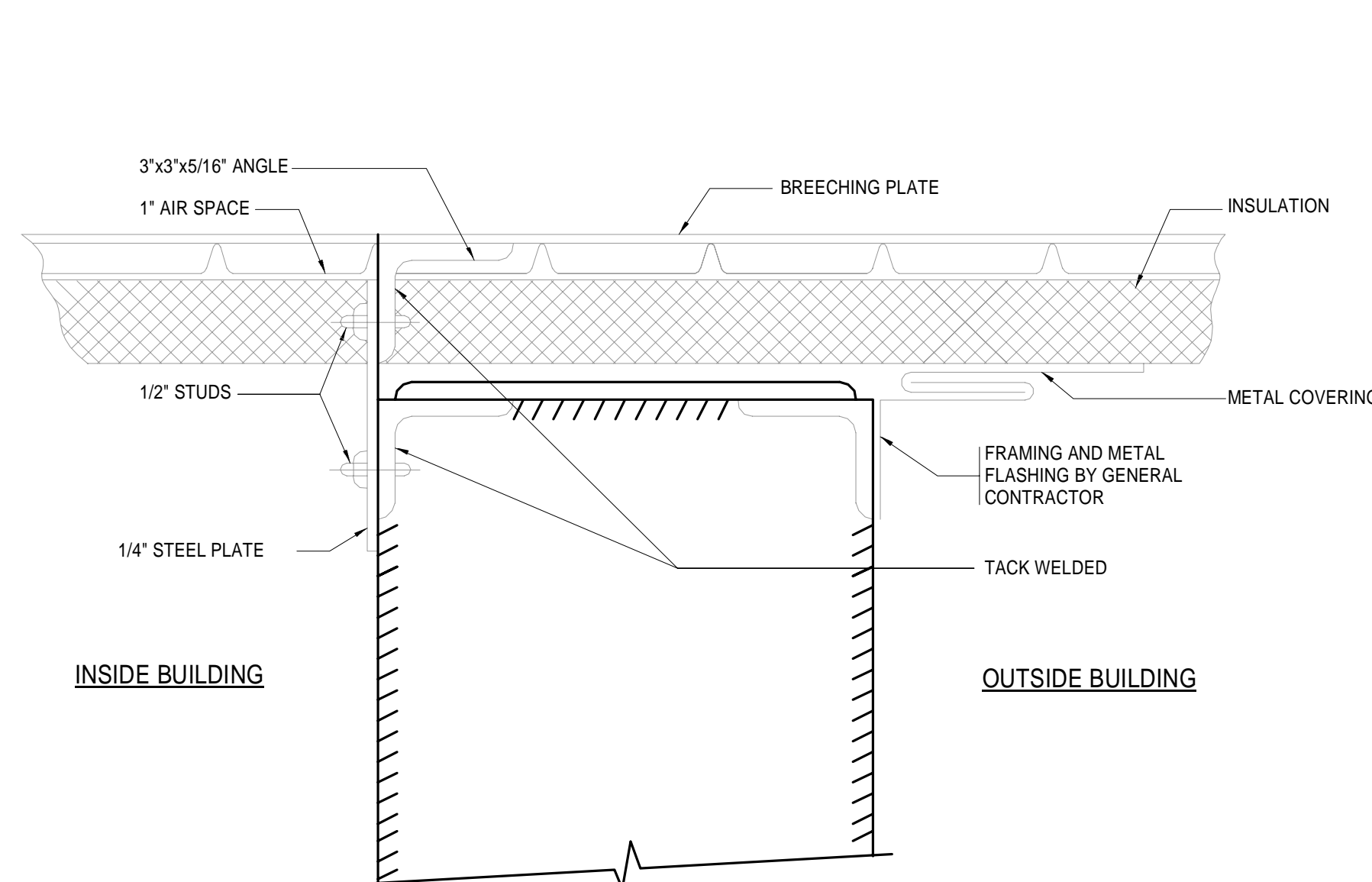
DIFFUSER SCHEDULE (ANEMOSTAT AS STANDARD)									
DWG. NO.	TYPE	MODEL NO.	DESCRIPTION	NECK SIZE	MAX. CFM	MATERIAL	FINISH	ACCESSORIES	REMARKS
CD-A	CEILING DIFFUSER	PARAGON PLIQUE	24"x48" RDP DROP FACE 18" PLAQUE: ROUND NECK	AS SHOWN ON DWGS	AS SHOWN ON PLANS	STEEL	TO BE SELECTED BY ARCHITECT	CORD OPERATED DAMPER	PROVIDE CORRECT FRAME TO BE COMPATIBLE W/CEILING OR WALL CONSTRUCTION
CD-B	CEILING DIFFUSER	PARAGON DIFFUSER	12"x12" RDP DROP FACE 18" PLAQUE: ROUND NECK	AS SHOWN ON DWGS	AS SHOWN ON PLANS	STEEL	TO BE SELECTED BY ARCHITECT	CORD OPERATED DAMPER	PROVIDE CORRECT FRAME TO BE COMPATIBLE W/CEILING OR WALL CONSTRUCTION
CD-C	CEILING DIFFUSER	E	24"x24" ROUND NECK 18" PLAQUE: ROUND NECK WHERE SHOWN	AS SHOWN ON DWGS	AS SHOWN ON PLANS	STEEL	TO BE SELECTED BY ARCHITECT	VOLUME DAMPER	PROVIDE CORRECT FRAME TO BE COMPATIBLE W/CEILING OR WALL CONSTRUCTION
CD-D	CEILING DIFFUSER	QCP	18"x18" PERFORATED: SQUARE NECK	AS SHOWN ON DWGS	AS SHOWN ON PLANS	ALUMINUM	TO BE SELECTED BY ARCHITECT	VOLUME DAMPER	PROVIDE CORRECT FRAME TO BE COMPATIBLE W/CEILING OR WALL CONSTRUCTION
CD-E	CEILING DIFFUSER	QCP-S	12"x12" PERFORATED: SQUARE NECK	8"x8" SQUARE	AS SHOWN ON PLANS	STEEL	TO BE SELECTED BY ARCHITECT	VOLUME DAMPER	PROVIDE CORRECT FRAME TO BE COMPATIBLE W/CEILING OR WALL CONSTRUCTION
CD-F	CEILING DIFFUSER	QCP-S	18"x18" PERFORATED WITH FACTORY INSTALLED NECK ADAPTOR	AS SHOWN ON DWGS	AS SHOWN ON PLANS	STEEL	TO BE SELECTED BY ARCHITECT	VOLUME DAMPER	PROVIDE CORRECT FRAME TO BE COMPATIBLE W/CEILING OR WALL CONSTRUCTION
CG-A	RETURN GRILLE	SBD	HORIZ. BLADES AT 34° CENTERS & 45° ANGLE 2x24"	AS SHOWN ON DWGS	1000	STEEL	TO BE SELECTED BY ARCHITECT		PROVIDE CORRECT FRAME TO BE COMPATIBLE W/CEILING OR WALL CONSTRUCTION
CG-C	RETURN GRILLE	SBS	12"x12" PERFORATED	AS SHOWN ON DWGS	AS SHOWN ON PLANS	STEEL	TO BE SELECTED BY ARCHITECT		PROVIDE CORRECT FRAME TO BE COMPATIBLE W/CEILING OR WALL CONSTRUCTION
CG-D	RETURN GRILLE	30CPS	18"x18" PERFORATED	AS SHOWN ON DWGS	AS SHOWN ON PLANS	STEEL	TO BE SELECTED BY ARCHITECT		PROVIDE CORRECT FRAME TO BE COMPATIBLE W/CEILING OR WALL CONSTRUCTION
TRA-BRA	SUPPLY REGISTER	SHO	DOUBLE DEFLECTION W/ 34° HORIZONTAL FRONT BLADES & VERTICAL REAR BLADES	AS SHOWN ON DWGS	AS SHOWN ON PLANS	STEEL	TO BE SELECTED BY ARCHITECT		PROVIDE CORRECT FRAME TO BE COMPATIBLE W/CEILING OR WALL CONSTRUCTION
TRA-B	LINEAR SUPPLY GRILLE	AL-25	14" WIDE DAMS ON 12" CENTERS 1/2" DOUBLE DEFLECTION HORIZONTAL, FRONT BLADES & VERTICAL ADJ. REAR BLADES	AS SHOWN ON DWGS	AS SHOWN ON PLANS	EXTRUDED ALUMINUM	TO BE SELECTED BY ARCHITECT	AS SHOWN ON PLANS	PROVIDE CORRECT FRAME TO BE COMPATIBLE W/CEILING OR WALL CONSTRUCTION
TRA-BG-1	RETURN/EXHAUST REGISTER	SHS	HORIZ. BLADES AT 34° CENTERS & 45° ANGLE	AS SHOWN ON DWGS	AS SHOWN ON PLANS	STEEL	TO BE SELECTED BY ARCHITECT	OPPOSED BLADE DAMPER	PROVIDE CORRECT FRAME TO BE COMPATIBLE W/CEILING OR WALL CONSTRUCTION
TRA-BG-2	RETURN/EXHAUST REGISTER	SBS	HORIZ. BLADES AT 34° CENTERS & 45° ANGLE	AS SHOWN ON DWGS	AS SHOWN ON PLANS	STEEL	TO BE SELECTED BY ARCHITECT	VOLUME DAMPER	PROVIDE CORRECT FRAME TO BE COMPATIBLE W/CEILING OR WALL CONSTRUCTION
TG-C	LINEAR RETURN GRILLE	AL-15	14" WIDE DAMS ON 12" CENTERS 1/2" SINGLE DEFLECTION HORIZONTAL BLADES	AS SHOWN ON DWGS	AS SHOWN ON PLANS	EXTRUDED ALUMINUM	TO BE SELECTED BY ARCHITECT	AS SHOWN ON PLANS	PROVIDE CORRECT FRAME TO BE COMPATIBLE W/CEILING OR WALL CONSTRUCTION
LD-A	LINEAR DIFFUSER	FRE FLD	SLOTS NOTED ON DRAWING	AS SHOWN ON DWGS	AS SHOWN ON PLANS	EXTRUDED ALUMINUM	TO BE SELECTED BY ARCHITECT	CORD OPERATED DAMPER IN EACH SUPPLY TAP	PROVIDE CORRECT FRAME TO BE COMPATIBLE W/CEILING OR WALL CONSTRUCTION
LD-A	LINEAR RETURN	FRE FLD	SLOTS NOTED ON DRAWING	AS SHOWN ON DWGS	AS SHOWN ON PLANS	EXTRUDED ALUMINUM	TO BE SELECTED BY ARCHITECT		PROVIDE CORRECT FRAME TO BE COMPATIBLE W/CEILING OR WALL CONSTRUCTION
LD-B	LINEAR DIFFUSER	PRD JET	SLOTS NOTED ON DRAWING	AS SHOWN ON DWGS	AS SHOWN ON PLANS	EXTRUDED ALUMINUM	TO BE SELECTED BY ARCHITECT	CORD OPERATED DAMPER IN EACH SUPPLY TAP	PROVIDE CORRECT FRAME TO BE COMPATIBLE W/CEILING OR WALL CONSTRUCTION
LD-B	LINEAR RETURN	PRD JET	SLOTS NOTED ON DRAWING	AS SHOWN ON DWGS	AS SHOWN ON PLANS	EXTRUDED ALUMINUM	TO BE SELECTED BY ARCHITECT		PROVIDE CORRECT FRAME TO BE COMPATIBLE W/CEILING OR WALL CONSTRUCTION

NOTES

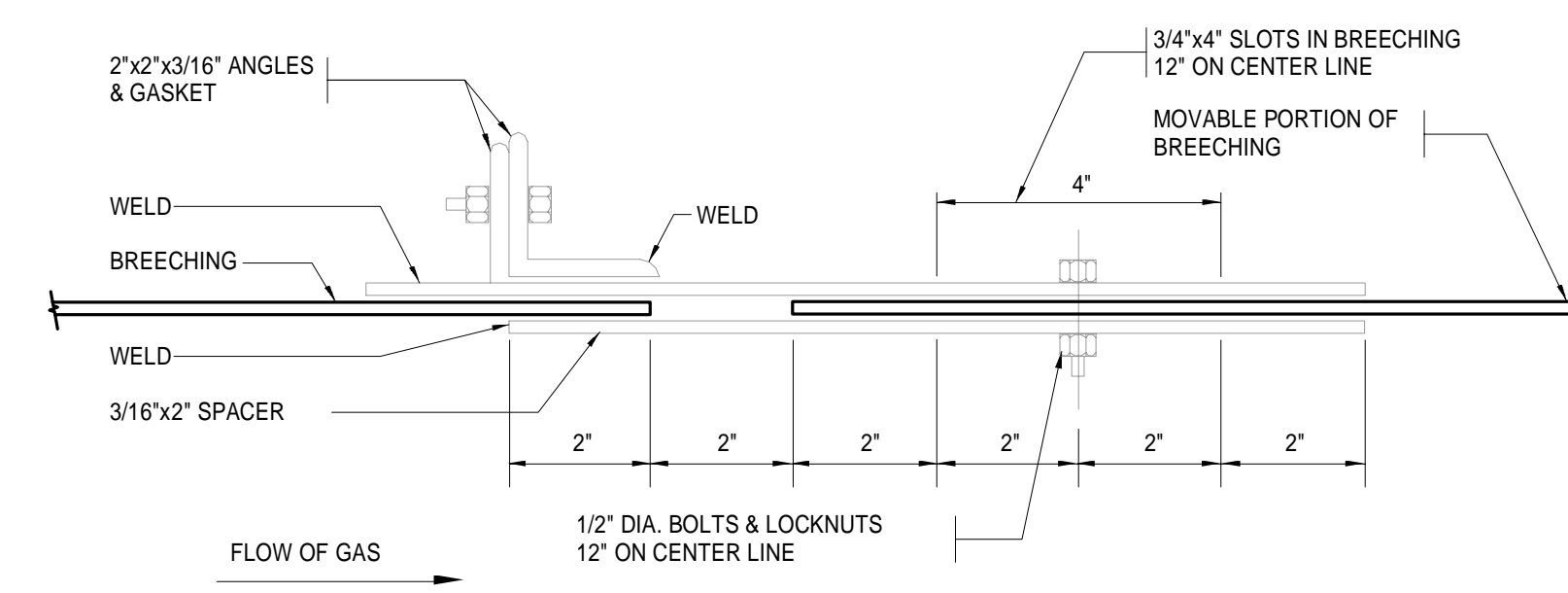
- NOTES:**
1. CURB AND BASE FLASHING PROVIDE UNDER OTHERS SECTIONS OF SPECIFICATIONS
 2. STACK, SLEEVE, RAIN CAP, RAIN SHIELD, CAP FLASHING, AND INSULATION PROVIDED UNDER HVAC SECTION OF SPECIFICATIONS
 3. SEE SPECIFICATIONS FOR TYPE OF METAL AND GAGES



BOILER STACK DETAIL

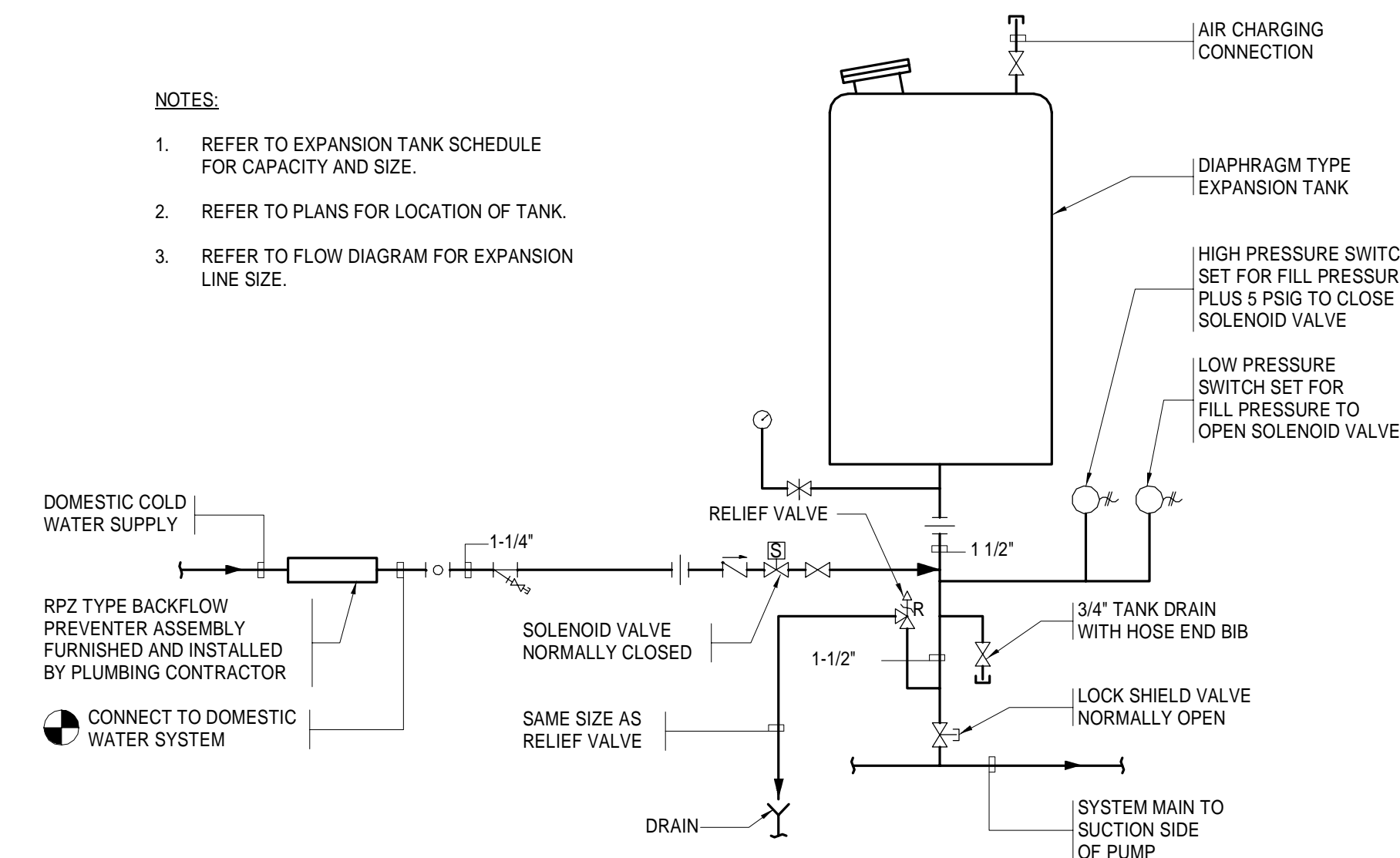


DETAIL OF BREECHING THROUGH BUILDING WALL OPENING

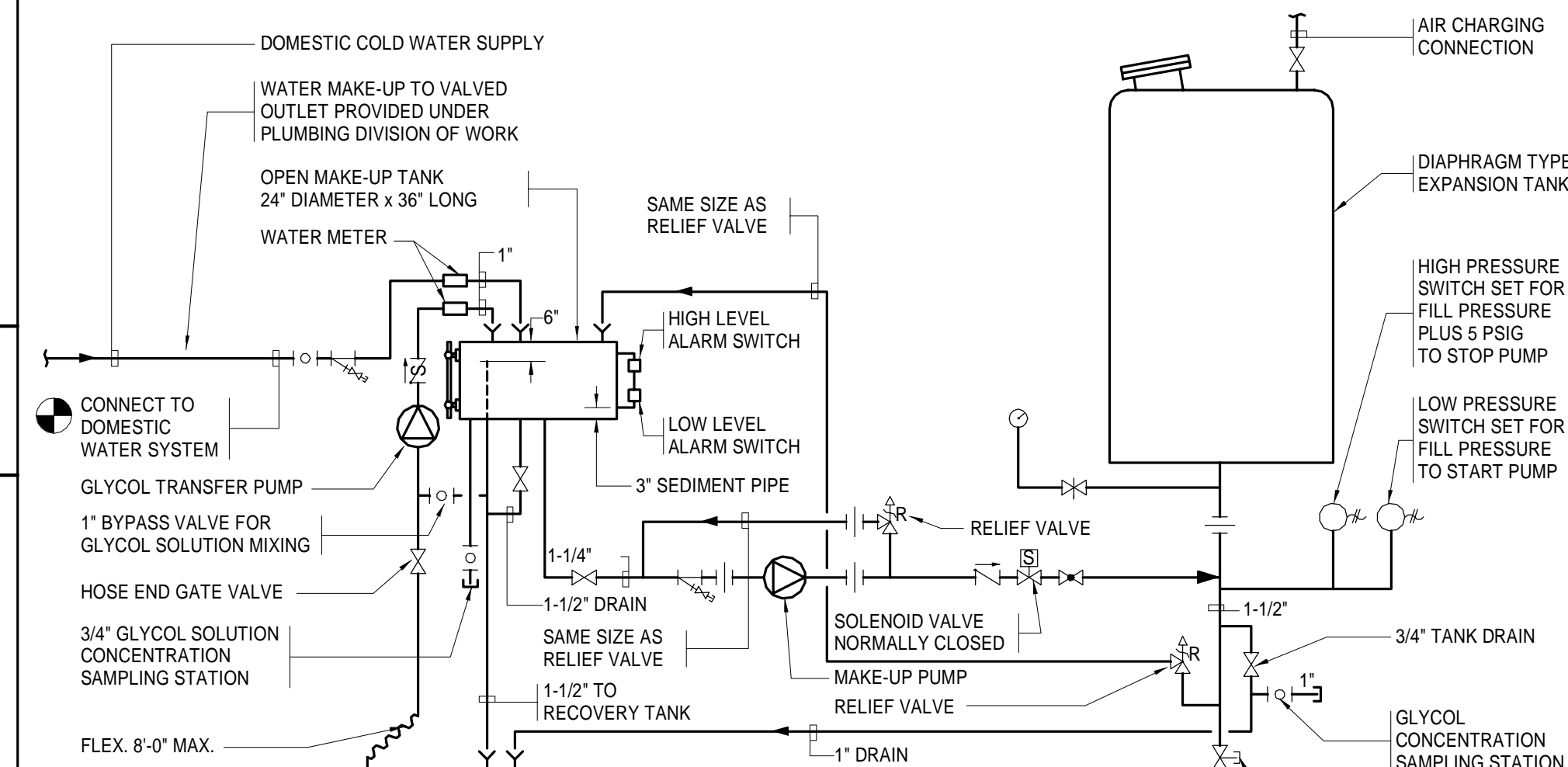


DETAIL OF BREECHING EXPANSION JOINT

- NOTES:**
1. REFER TO EXPANSION TANK SCHEDULE FOR CAPACITY AND SIZE.
 2. REFER TO PLANS FOR LOCATION OF TANK.
 3. REFER TO FLOW DIAGRAM FOR EXPANSION LINE SIZE.

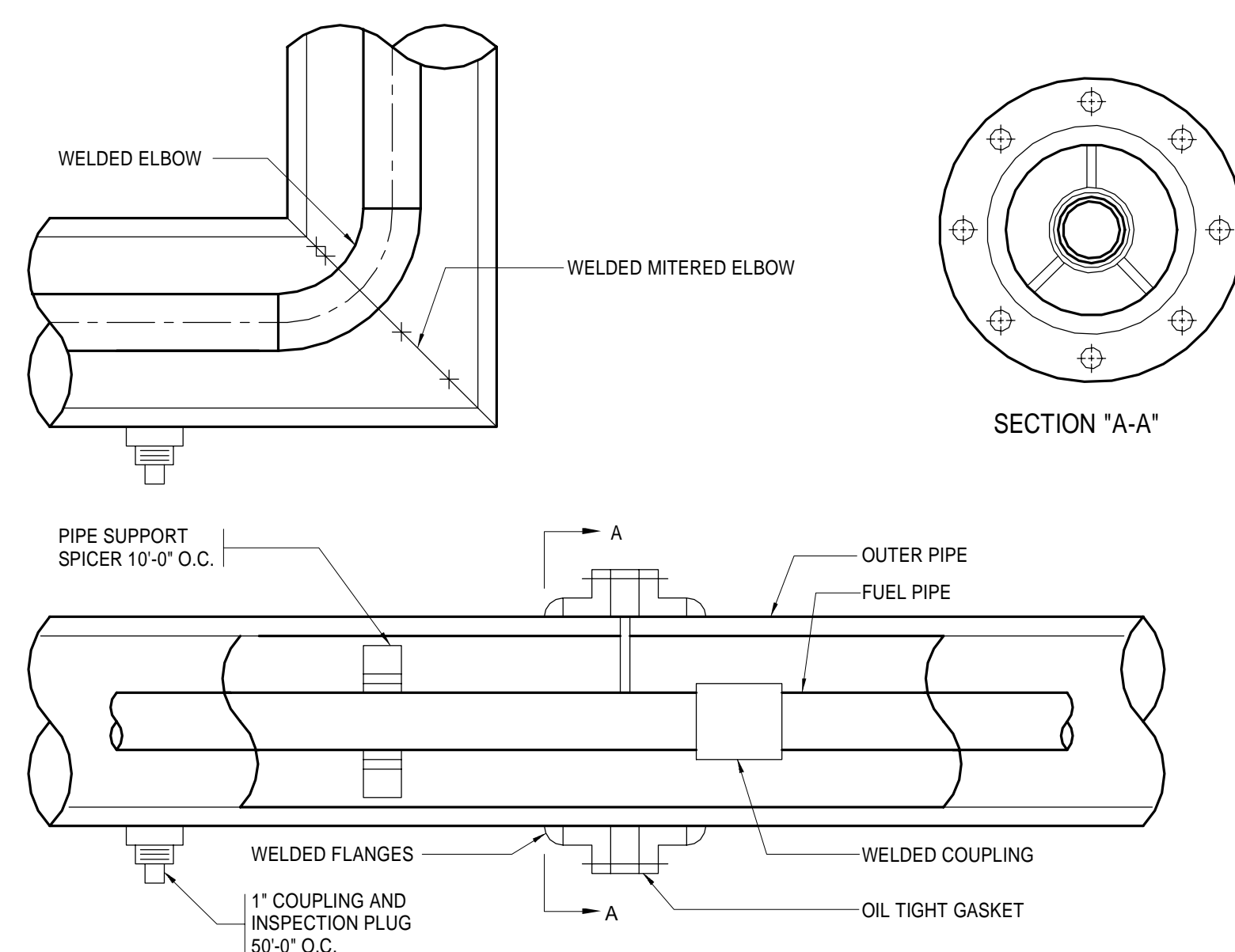


DIAPHRAGM TYPE EXPANSION TANK

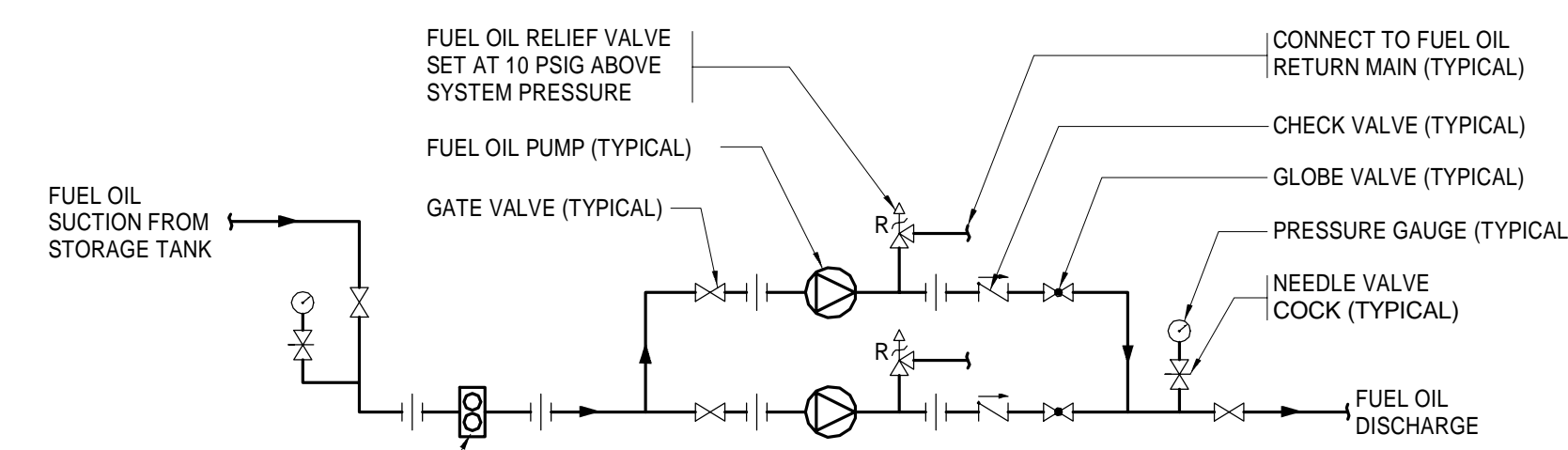


- NOTES:**
1. GLYCOL TRANSFER PUMP AND SYSTEM MAKE-UP WATER TO BE MANUALLY OPERATED BY LOCAL CONTROLS LOCATED SO THAT THE OPERATOR CAN SEE THE GAUGE GLASS WATER LEVEL WHILE FILLING TANK.
 2. REFER TO EXPANSION TANK SCHEDULE FOR CAPACITIES AND SIZE.
 3. REFER TO PLANS FOR LOCATION OF TANK.
 4. REFER TO FLOW DIAGRAM FOR EXPANSION LINE SIZE.

GLYCOL SYSTEM DIAPHRAGM TYPE EXPANSION TANK

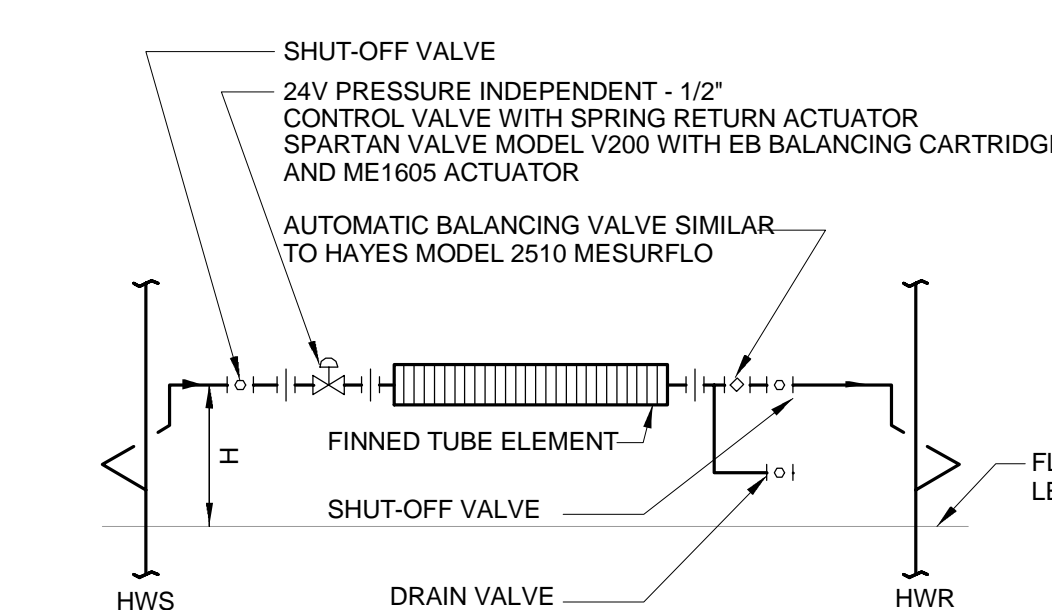


FUEL PIPE DOUBLE WALL CONSTRUCTION



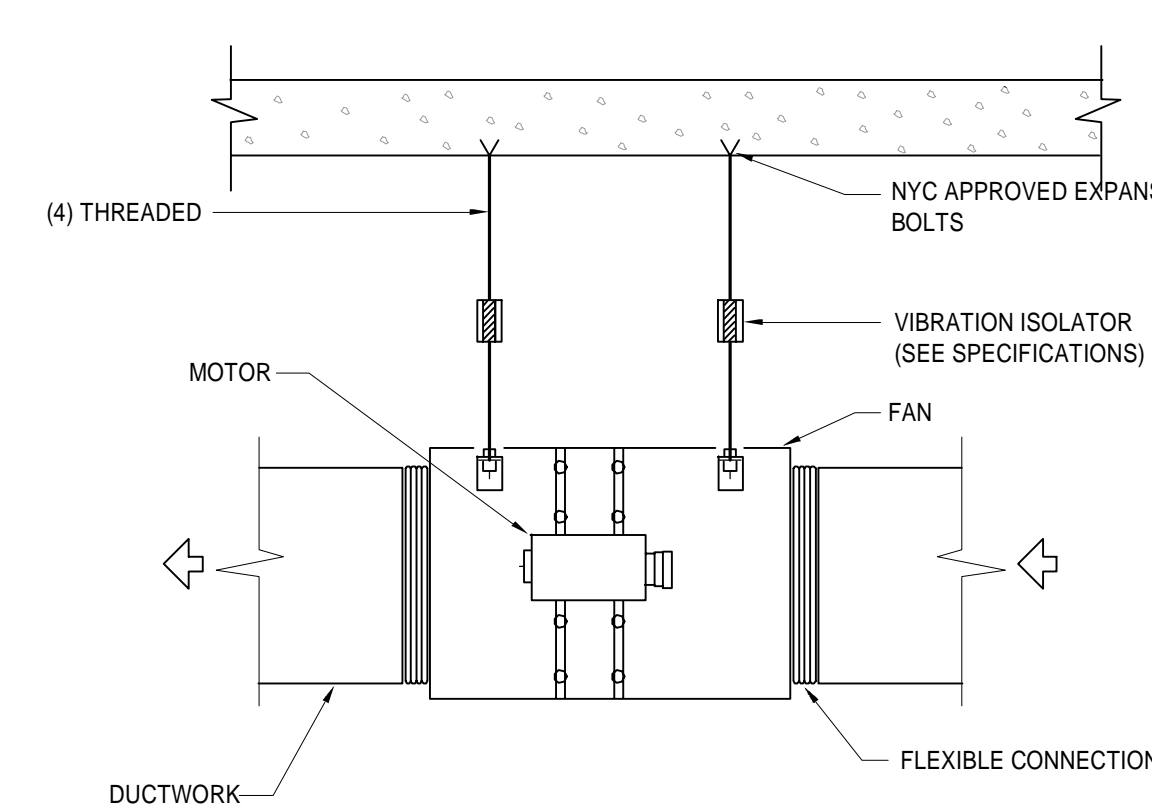
- NOTES:**
1. PUMP BASES GROUTED TO CONCRETE PAD BASE
 2. FURNISH VIBRATION ISOLATION AS SPECIFIED.
 3. MOUNT PUMP SET & FILTER WITHIN 6" HIGH STAINLESS STEEL DRAIN PAN ON 4" HIGH CURB. PAN FILLED WITH 2" HIGH SAND BED.

DUPLEX FUEL OIL PUMP SET PIPING

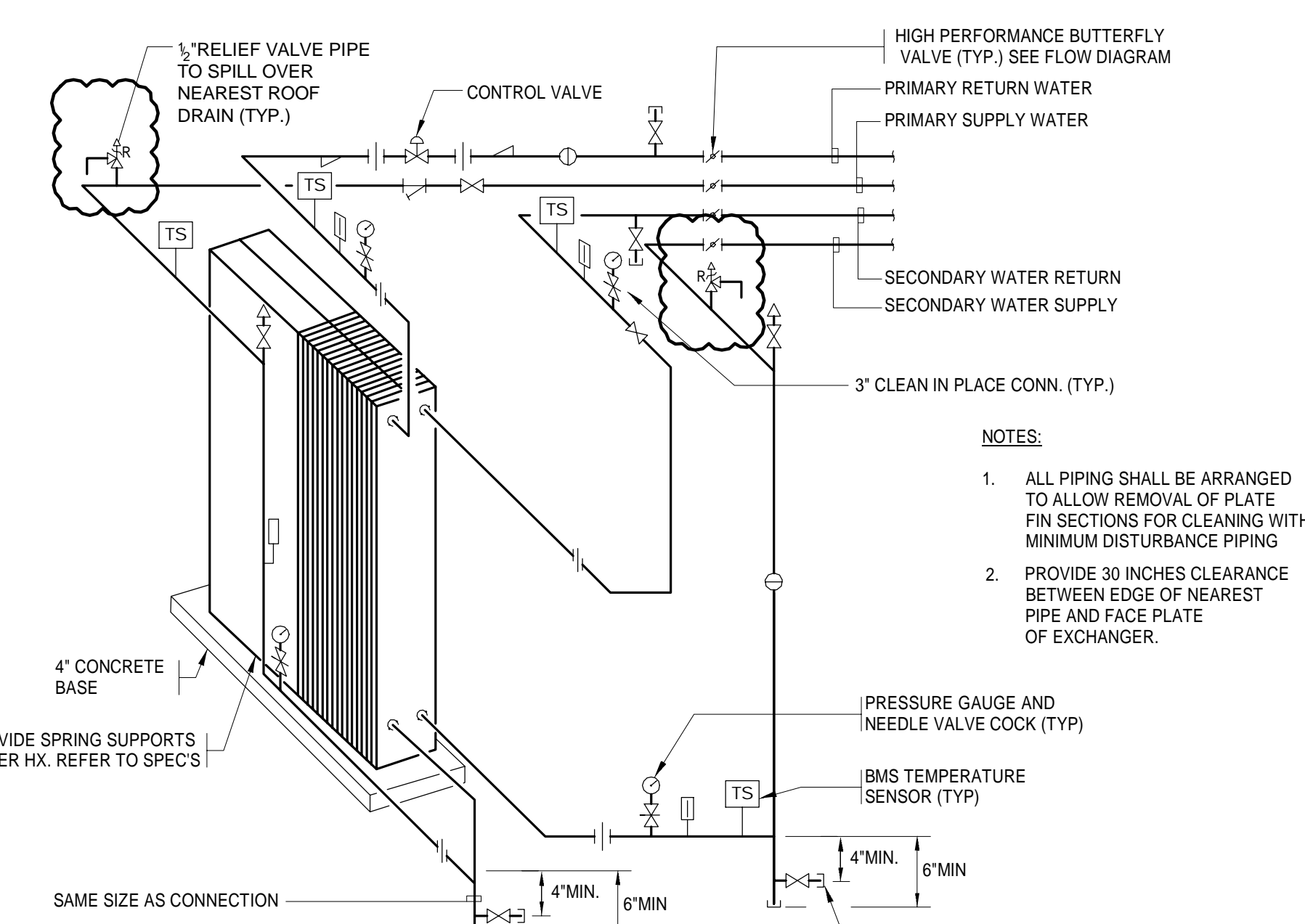


- NOTES:**
1. HEIGHT "H" AS REQUIRED TO ACCOMMODATE ENCLOSURE.
 2. SIMILAR PIPING FOR MULTIPLE ELEMENTS IN SERIES.
 3. PROVIDE AIR VENT AT BOTH SUPPLY AND RETURN RISERS AT THE TOP OF EACH SYSTEM. REFER TO RISER DIAGRAMS.
 4. PROVIDE DRAIN VALVED CAPPED OUTLET AT BOTH SUPPLY AND RETURN RISERS AT BOTTOM OF EACH SYSTEM. REFER TO RISER TO RISER.
 5. PROVIDE ECCENTRIC REDUCER WHERE PIPE SIZE IS DIFFERENT THAN RADIATOR SIZE.

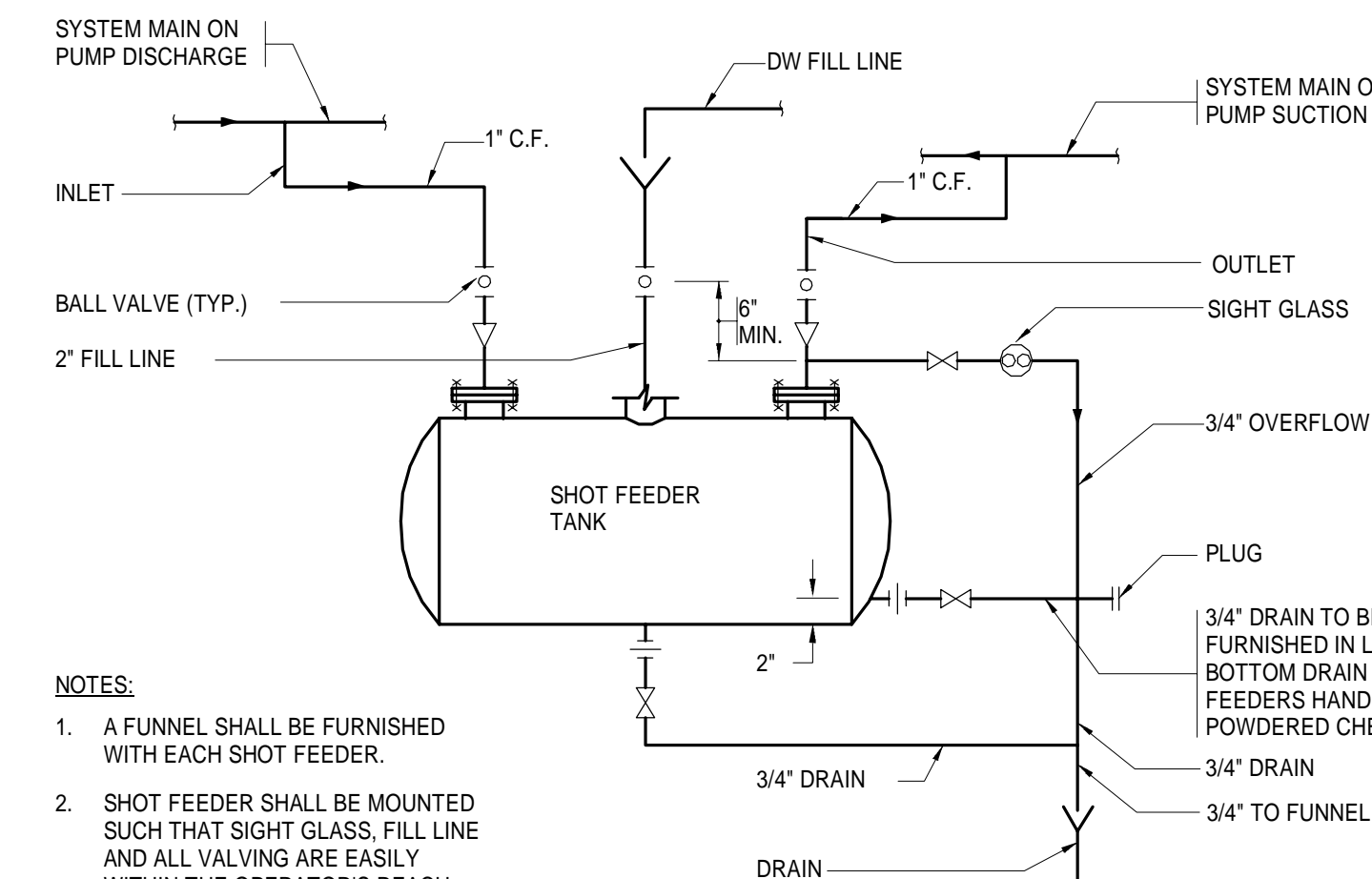
HOT WATER FINNED - TUBE RADIATION WITH PRESSURE INDEPENDENT CONTROL VALVE



INLINE FAN HANGING SUPPORT DETAIL

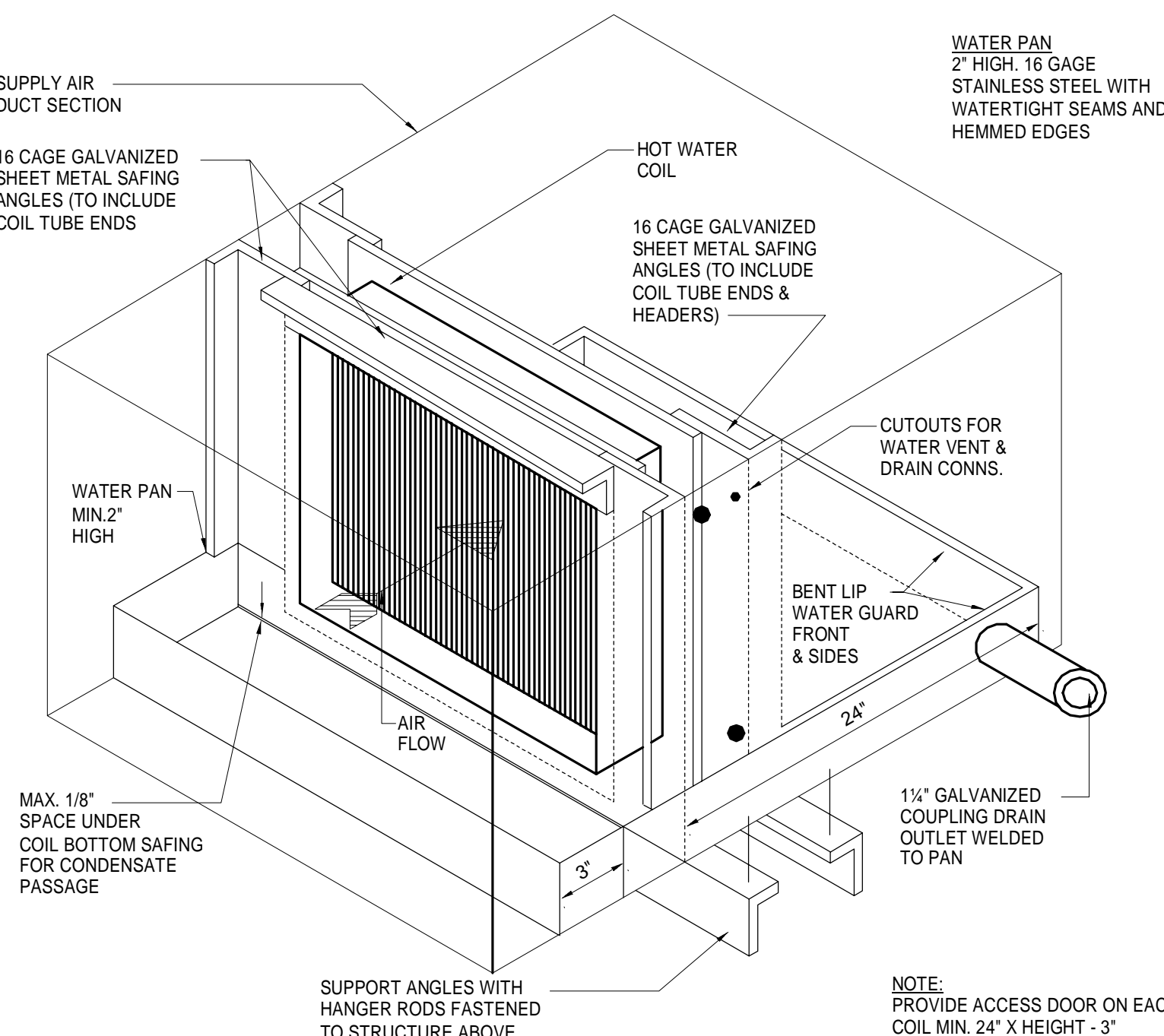


WATER-TO-WATER PLATE TYPE HEAT EXCHANGER PIPING

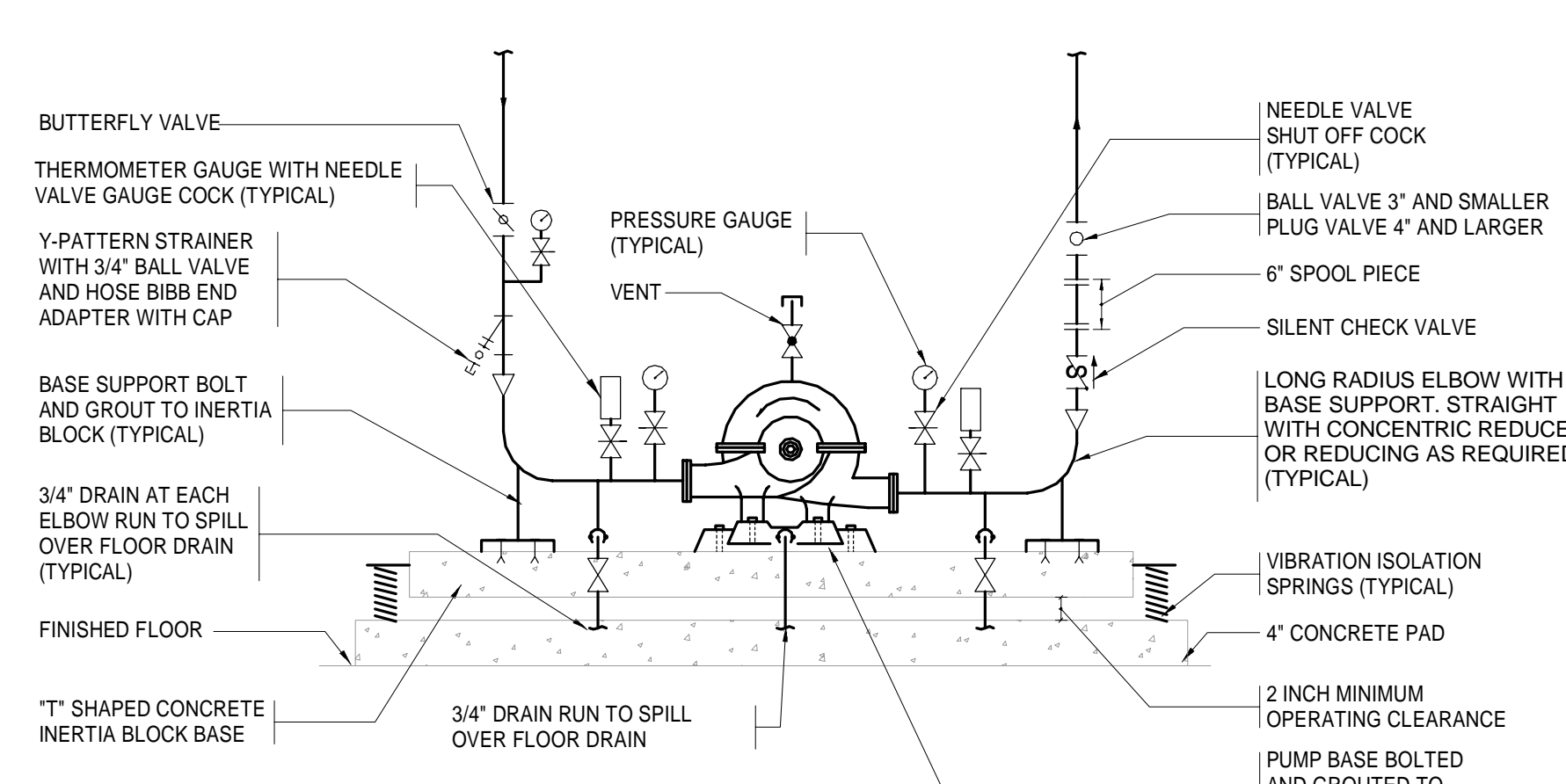


- NOTES:
1. A FUNNEL SHALL BE FURNISHED WITH EACH SHOT FEEDER.
 2. SHOT FEEDER SHALL BE MOUNTED SUCH THAT SIGHT GLASS, FILL LINE AND ALL VALVING ARE EASILY WITHIN THE OPERATOR'S REACH.
 3. SHOT FEEDER TO BE HORIZONTAL OR VERTICAL TO SUIT SPACE CONDITIONS.

FIVE AND TEN GALLON BYPASS CHEMICAL SHOT FEEDER PIPING

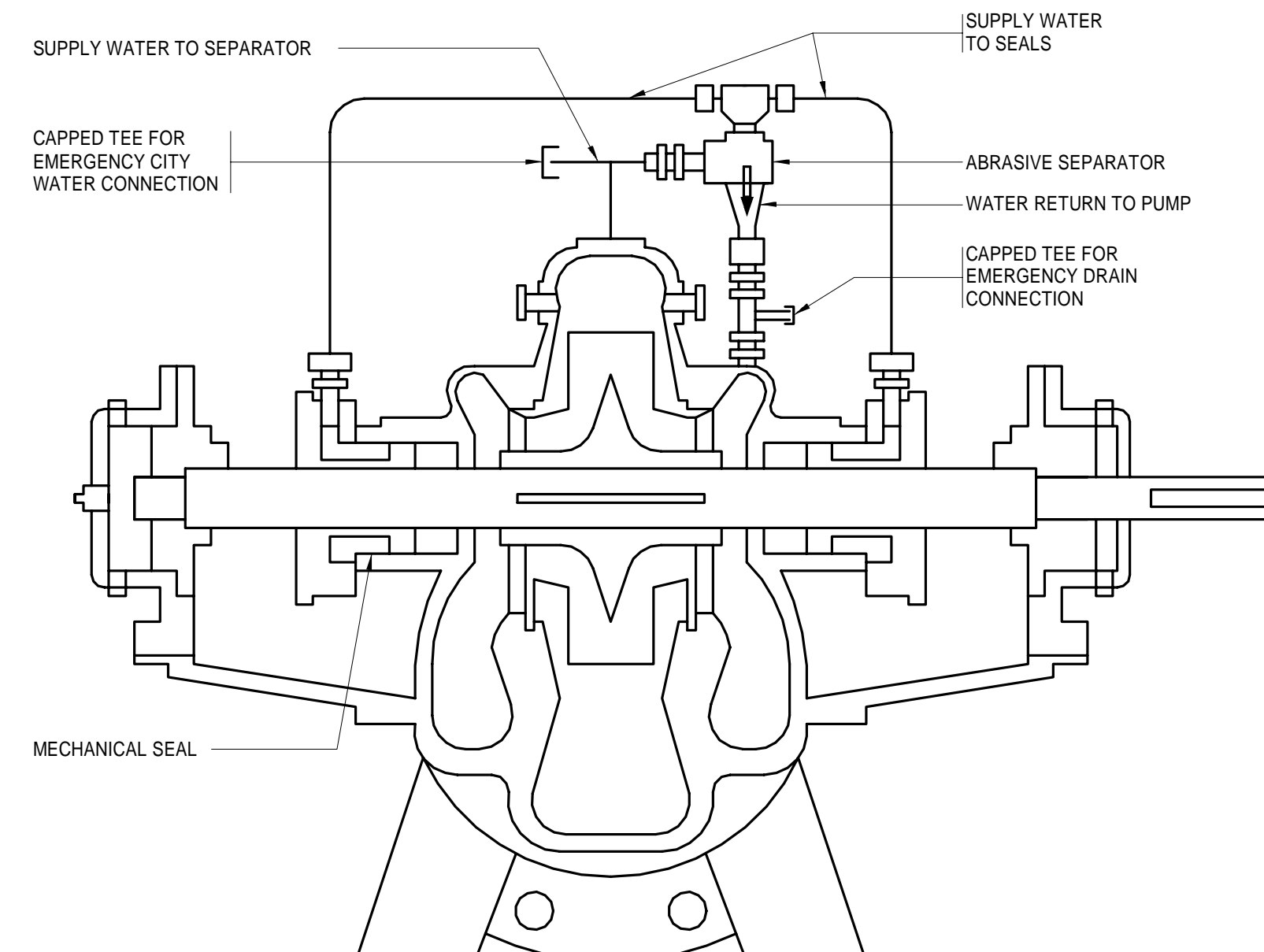


DUCT MOUNTED HOT
WATER GLYCOL COIL

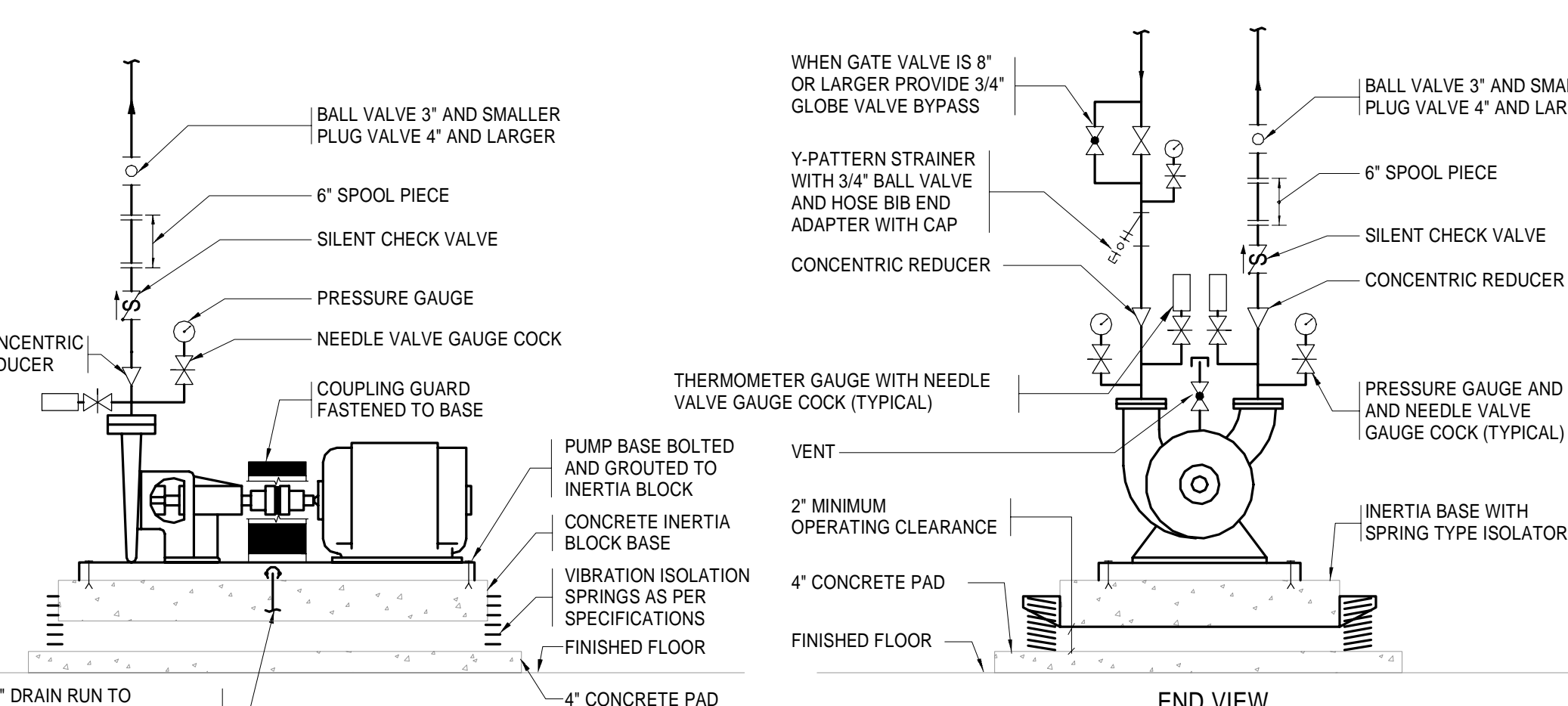


- NOTES:
1. PUMP BASE SHALL SUPPORT THE PUMP AND MOTOR AND BE PROVIDED WITH A DRAIN AS INDICATED.
 2. SEE SHAFT SEAL DETAIL AND SPECIFICATIONS FOR ADDITIONAL INFORMATION.
 3. PRESSURE GAUGE AT INLET AND OUTLET MOUNTED AT SAME ELEVATION.
 4. REFER TO PUMP GROUTING DETAIL FOR ADDITIONAL INFORMATION.

HORIZONTAL SPLIT CASE PUMP INSTALLATION WITH VIBRATION ISOLATION SPRINGS

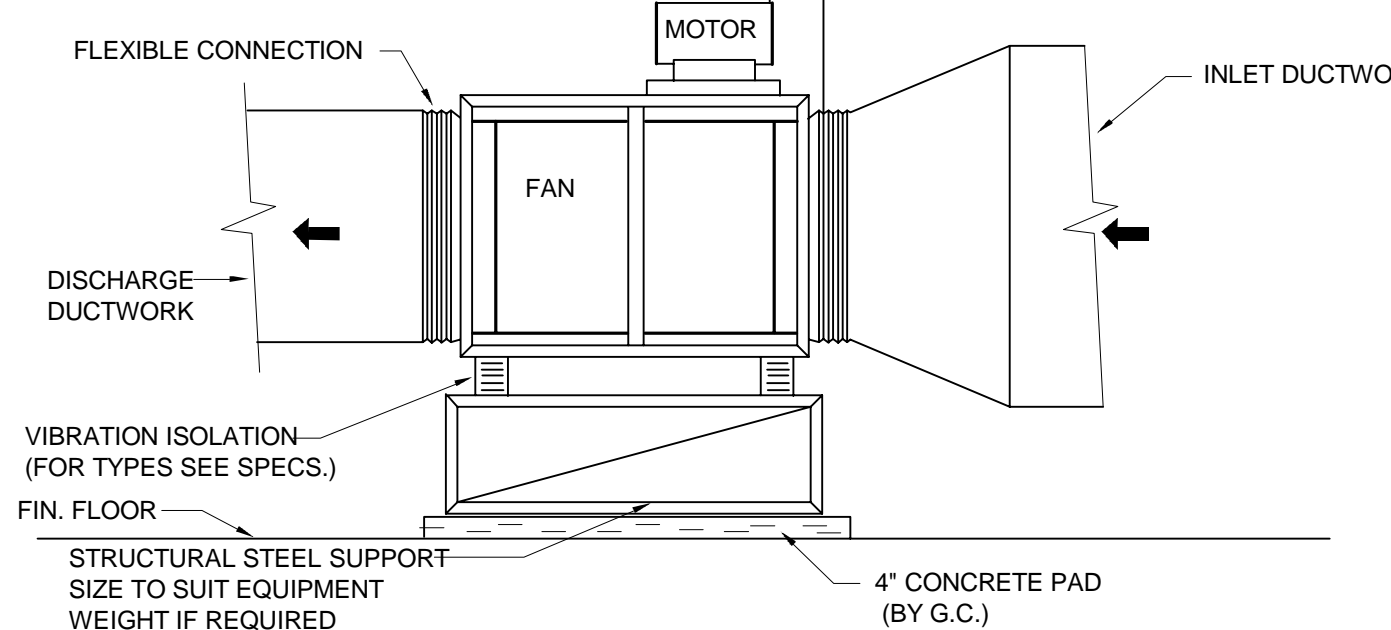


HORIZONTAL SPLIT CASE PUMP WATER SEAL PIPING



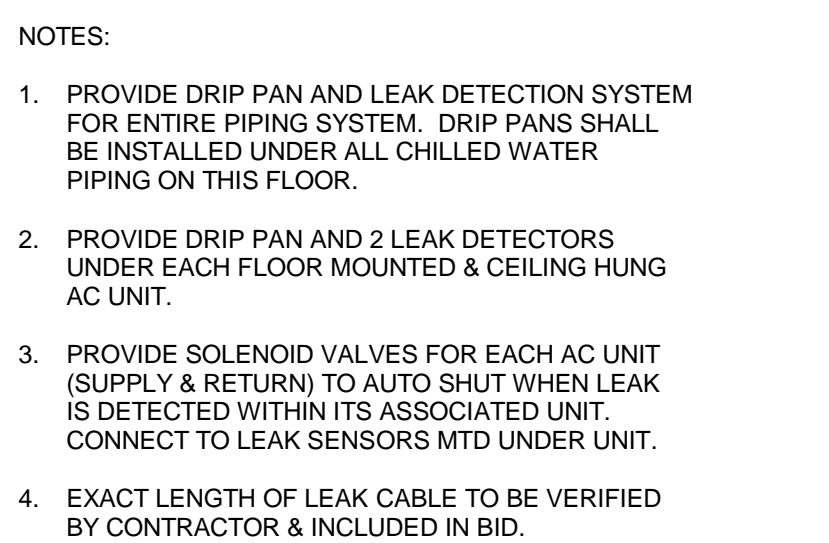
- NOTES:
1. PUMP BASE SHALL SUPPORT THE PUMP AND MOTOR AND BE PROVIDED WITH A DRAIN AS INDICATED
 2. PRESSURE GAUGE AT INLET AND OUTLET MOUNTED AT SAME ELEVATION.
 3. REFER TO PUMP GROUTING DETAIL FOR ADDITIONAL INFORMATION.

VERTICAL SPLIT CASE PUMP INSTALLATION WITH VIBRATION ISOLATION SPRINGS

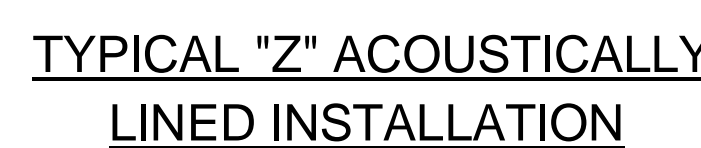


INLINE FAN FLOOR MOUNTED

[illegible]



DRIP PAN AND LEAK DETECTION SYSTEM DETAIL

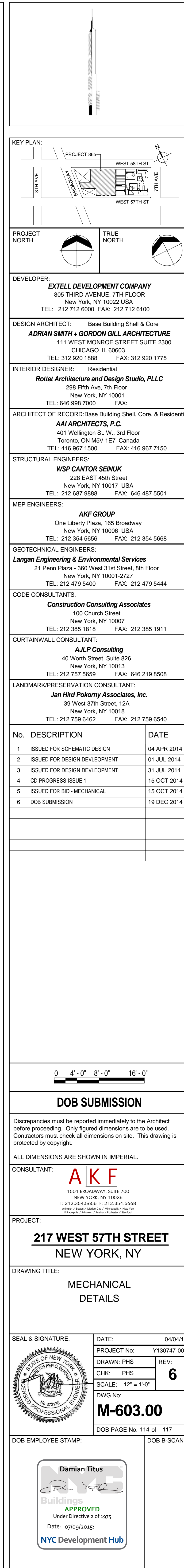
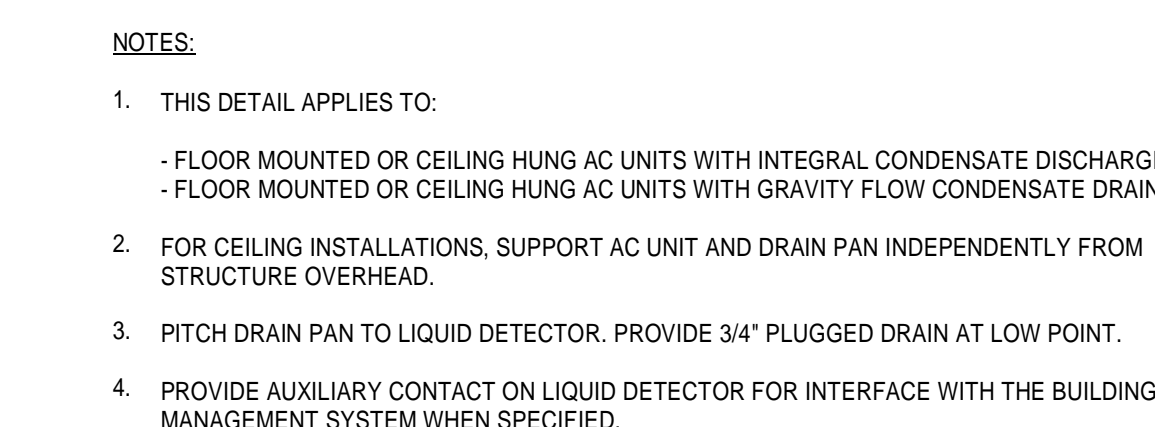
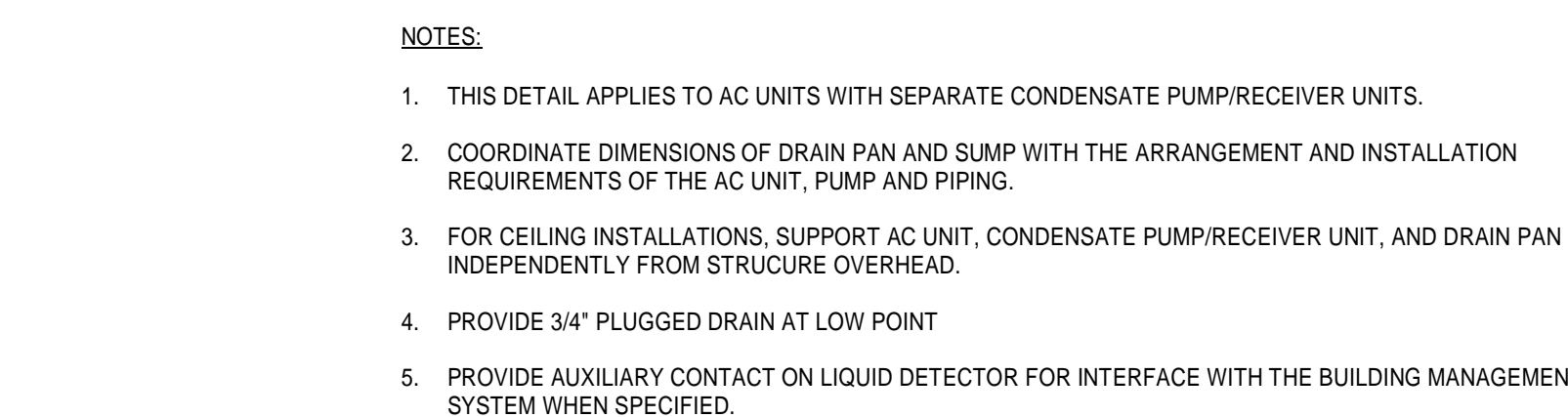
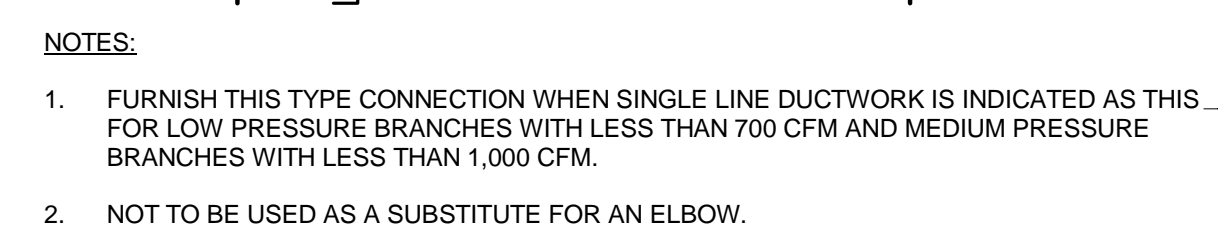
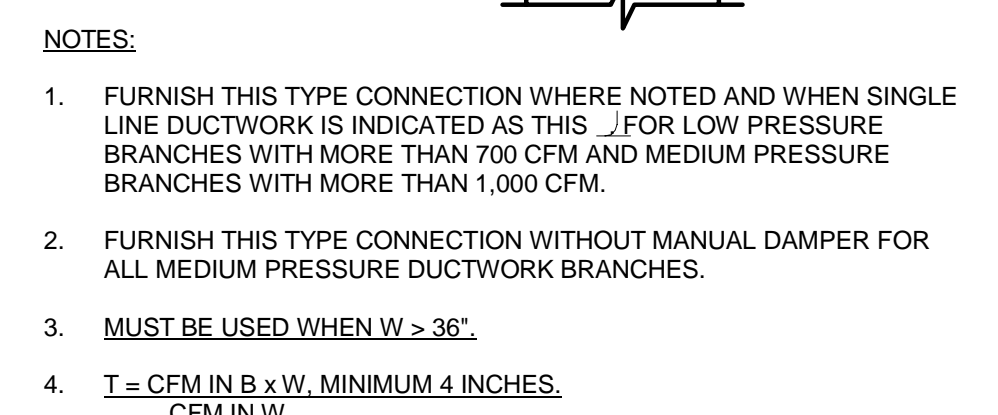
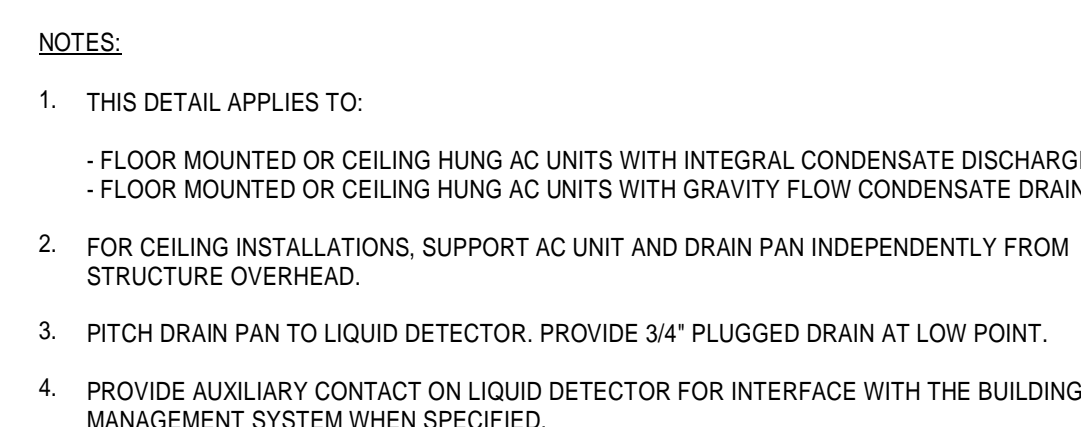
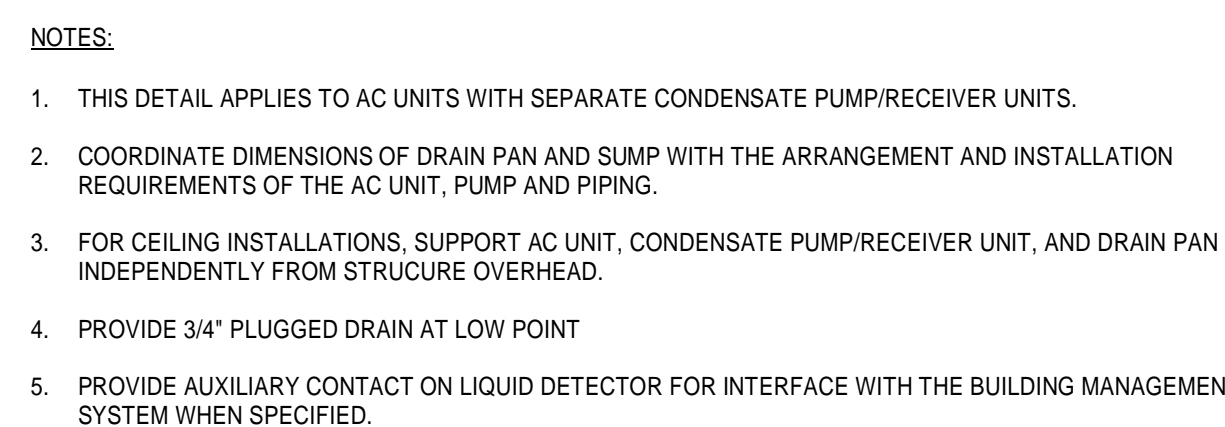
[illegible]

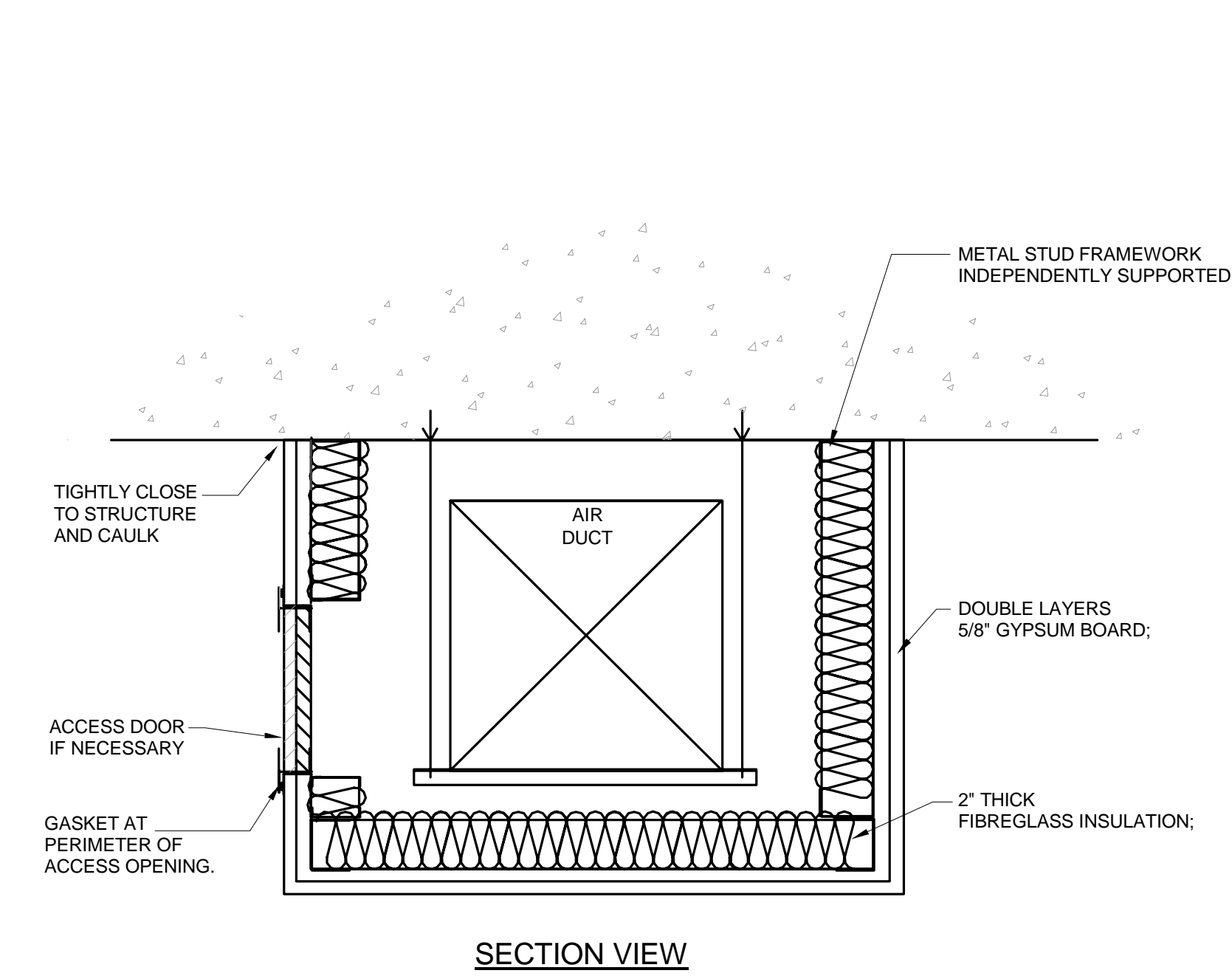


1. UNITED MOUNTED 2-WAY MOTORIZED FLOW VALVES. UPON UNIT SHUT DOWN, MOTORIZED VALVES SHALL SHUT OFF. MANUFACTURER SHALL BE ERIE OR APPROVED EQUAL.
2. (1) AUTOMATIC PRESSURE COMPENSATED FLOW LIMITER. MANUFACTURER SHALL BE HAYS OR APPROVED EQUAL.
3. (2) MANUAL BALL ISOLATION VALVES AT THE SUPPLY AND RETURN PIPES.



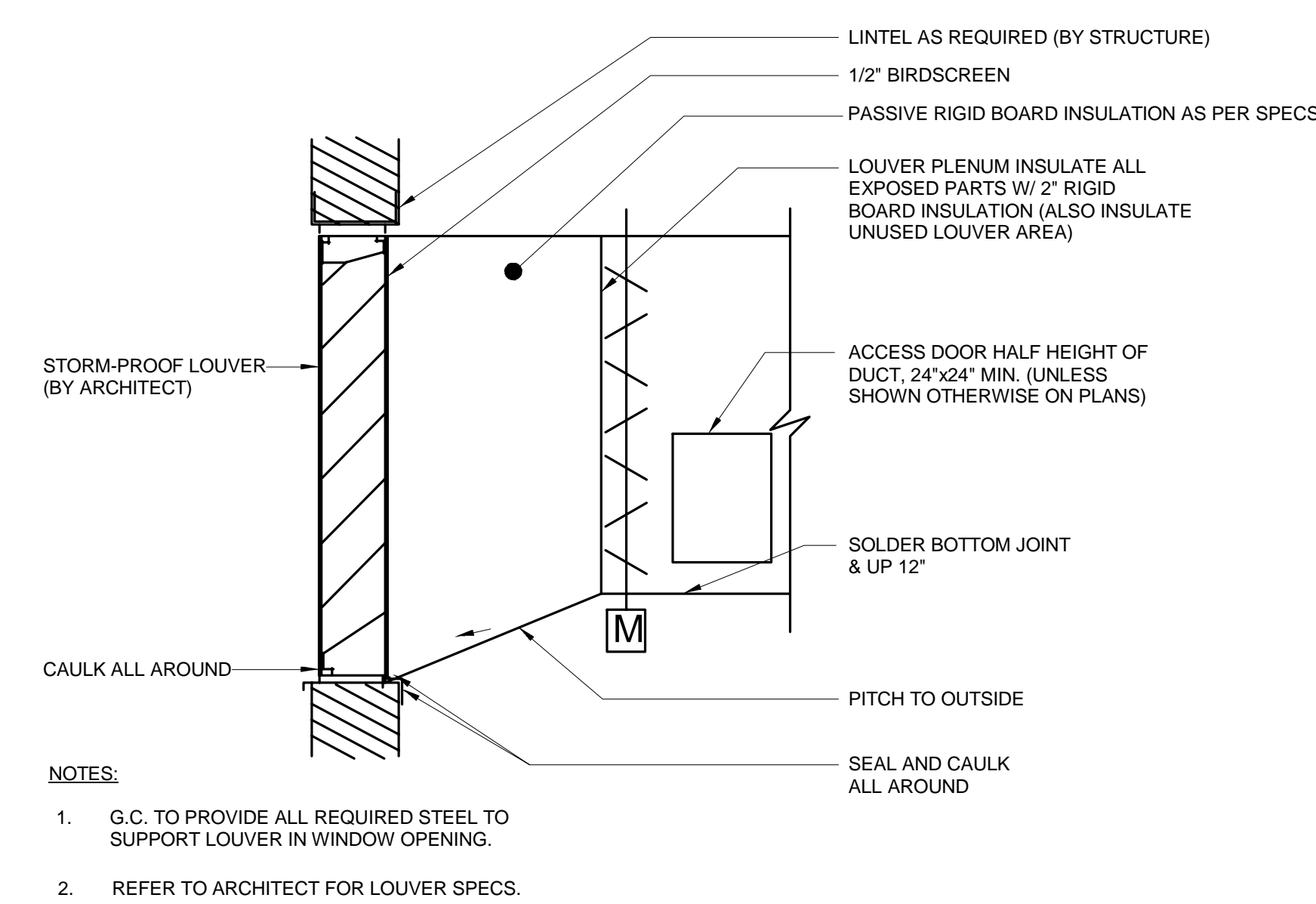
1. UNITED MOUNTED 2-WAY MOTORIZED FLOW VALVES. UPON UNIT SHUT DOWN, MOTORIZED VALVES SHALL SHUT OFF. MANUFACTURER SHALL BE ERIE OR APPROVED EQUAL.
2. (1) AUTOMATIC PRESSURE COMPENSATED FLOW LIMITER. MANUFACTURER SHALL BE HAYS OR APPROVED EQUAL.
3. (2) MANUAL BALL ISOLATION VALVES AT THE SUPPLY AND RETURN PIPES.





- NOTES:
- ENCLOSURE SHALL MAKE NO RIGID CONTACT WITH DUCTWORK
 - REFER TO ACOUSTIC CONSULTANTS REQUIREMENTS FOR APPLICATION

ACOUSTIC SHEETMETAL DUCT ENCLOSURE



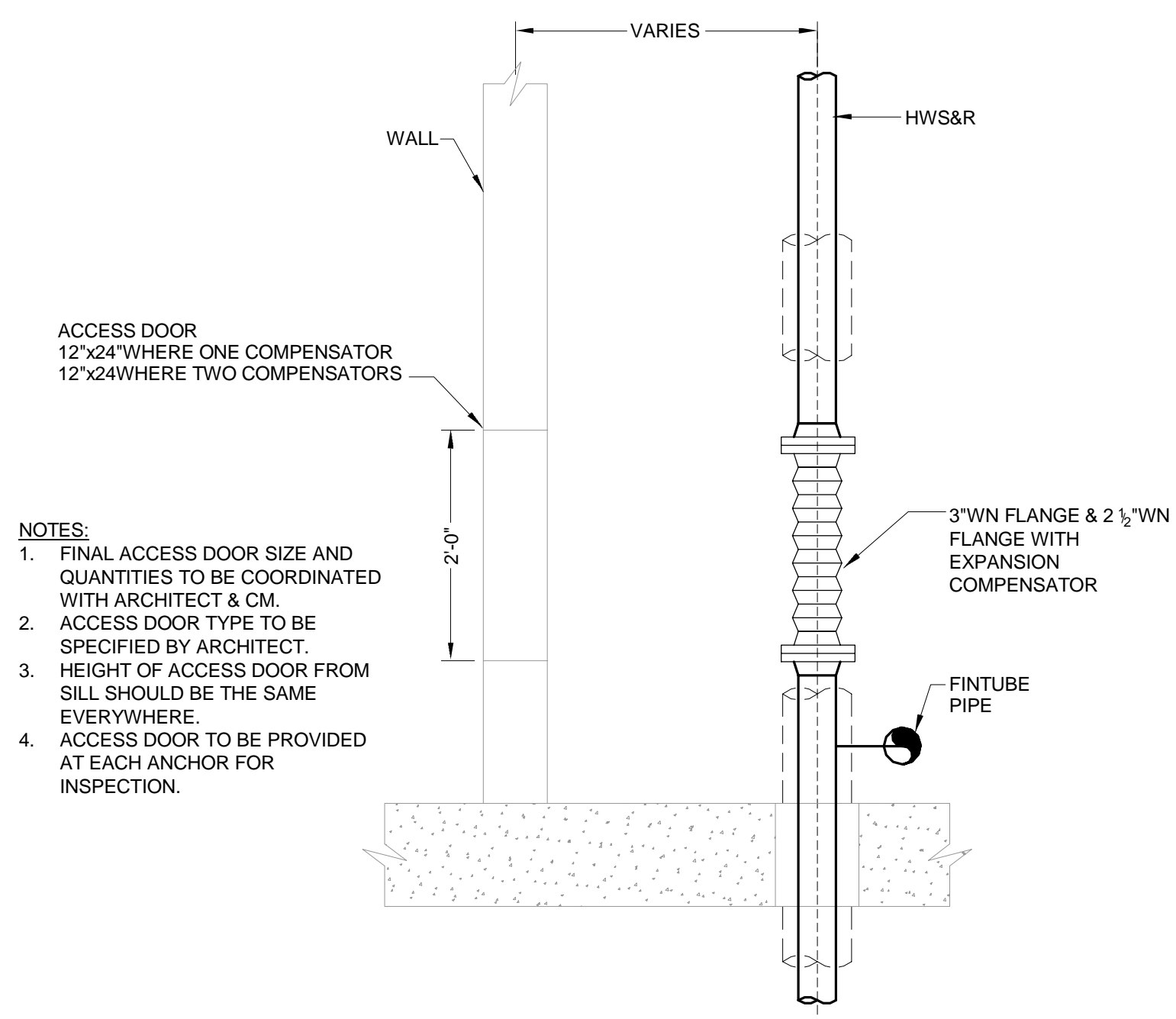
LOUVER CONNECTION

NOTE: CORE OPENING SHALL BE A MINIMUM 2" FROM COLUMNS AND SHEAR WALLS. FINAL LOCATION TO BE CONFIRMED WITH STRUCTURAL ENGINEER.

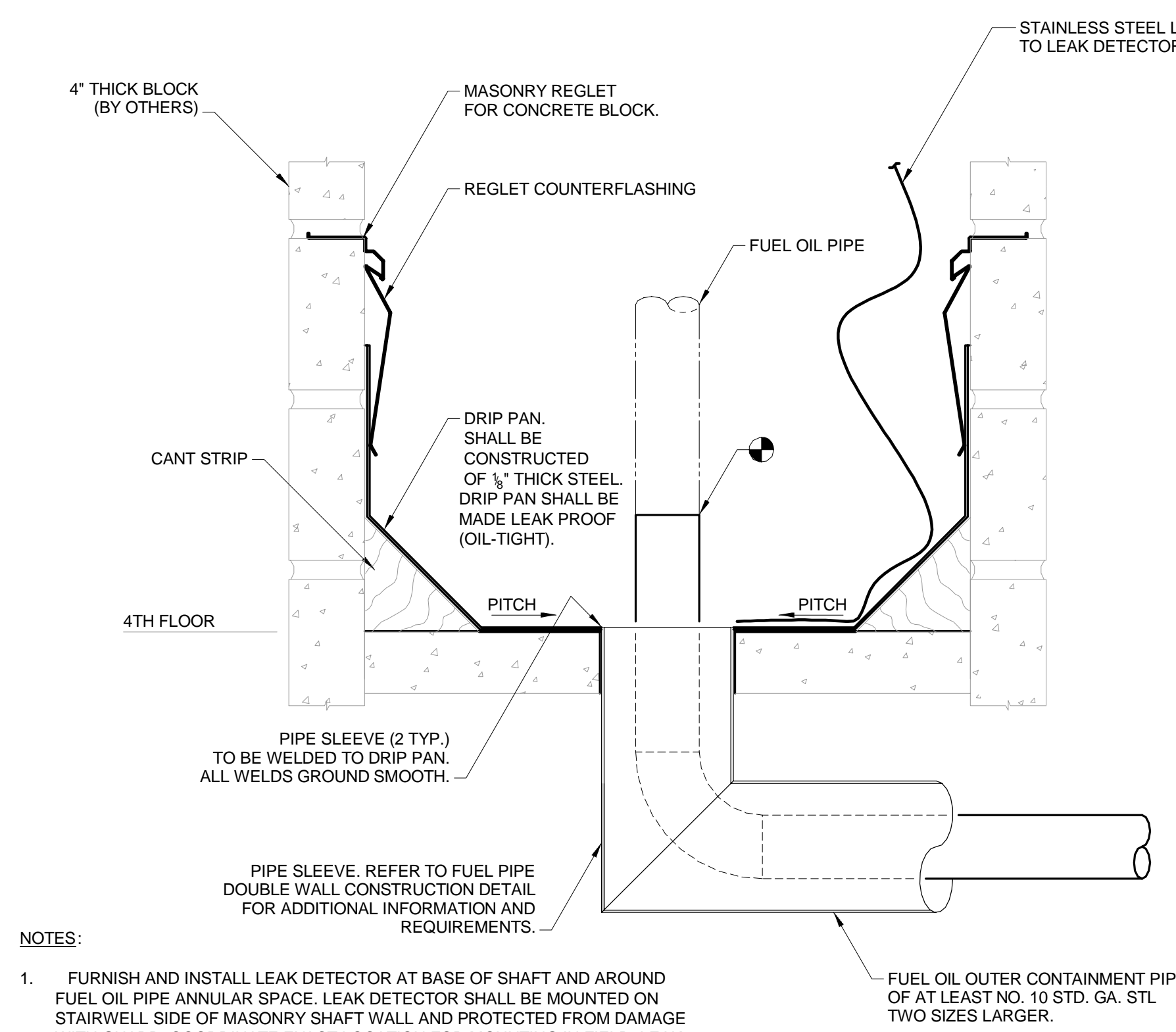
PIPE SIZE	INSULATION THICKNESS	A	B	C
0-0.34"	0-1.12"	0-7.14"	0-7.14"	0-4.12"
0-1"	0-1.12"	0-7.14"	0-7.14"	0-4.12"
0-1.14"	0-1.12"	0-7.14"	0-7.14"	0-4.12"
0-1.12"	0-1.12"	0-7.14"	0-7.14"	0-4.12"
0-2"	0-2"	0-7.14"	0-9.34"	0-5.34"
0-2.12"	0-2"	0-7.14"	0-9.34"	0-5.34"
0-3"	0-2"	0-7.14"	0-9.34"	0-5.34"

NOTE: OVERALL GUIDE DIMENSIONS CAN VARY BASED ON MANUFACTURE.

TYPICAL HW PIPE GUIDE DETAIL 3" BELOW

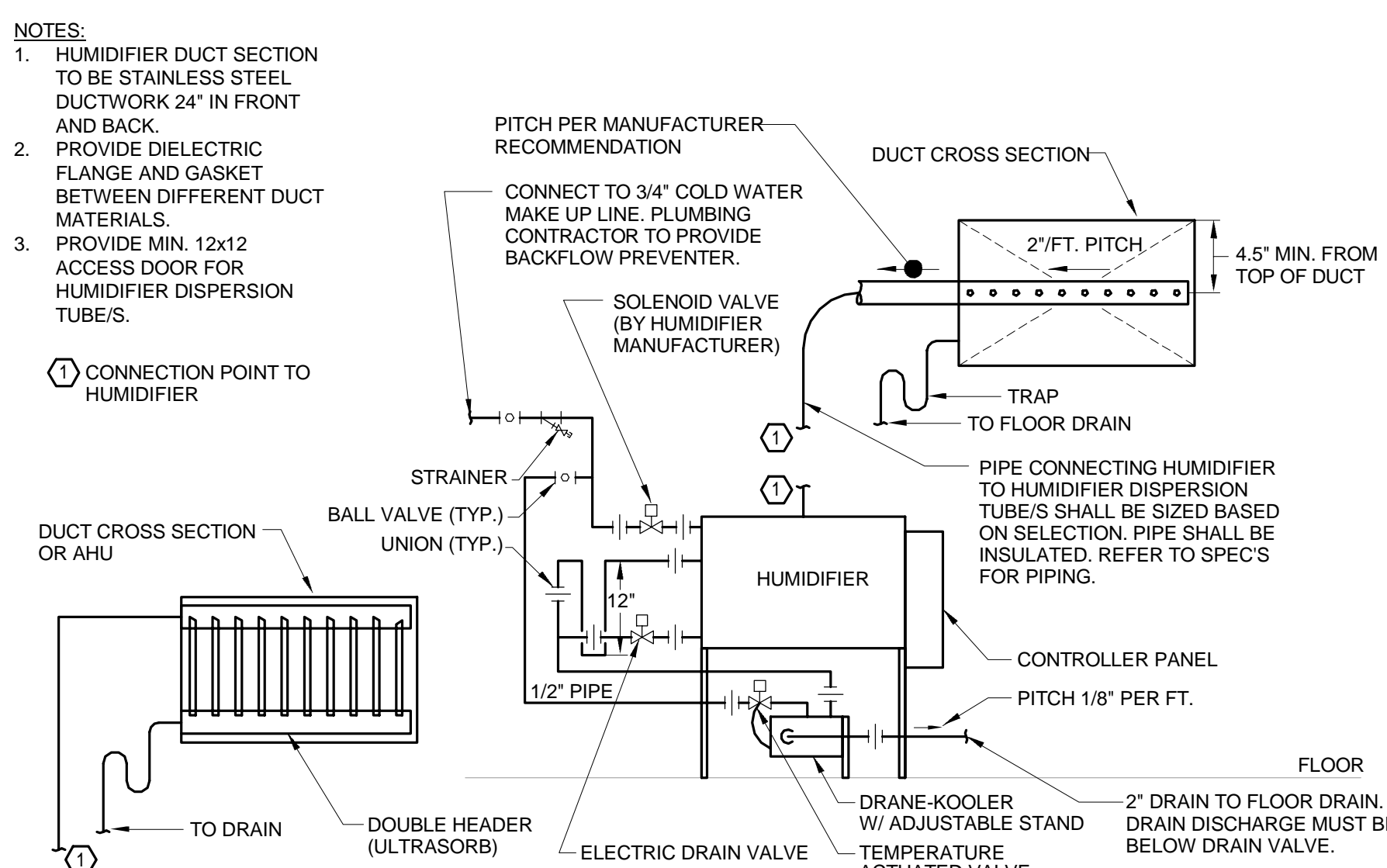


TYPICAL DETAIL ACCESS DOORS AND EXPANSION COMPENSATORS IN APARTMENTS

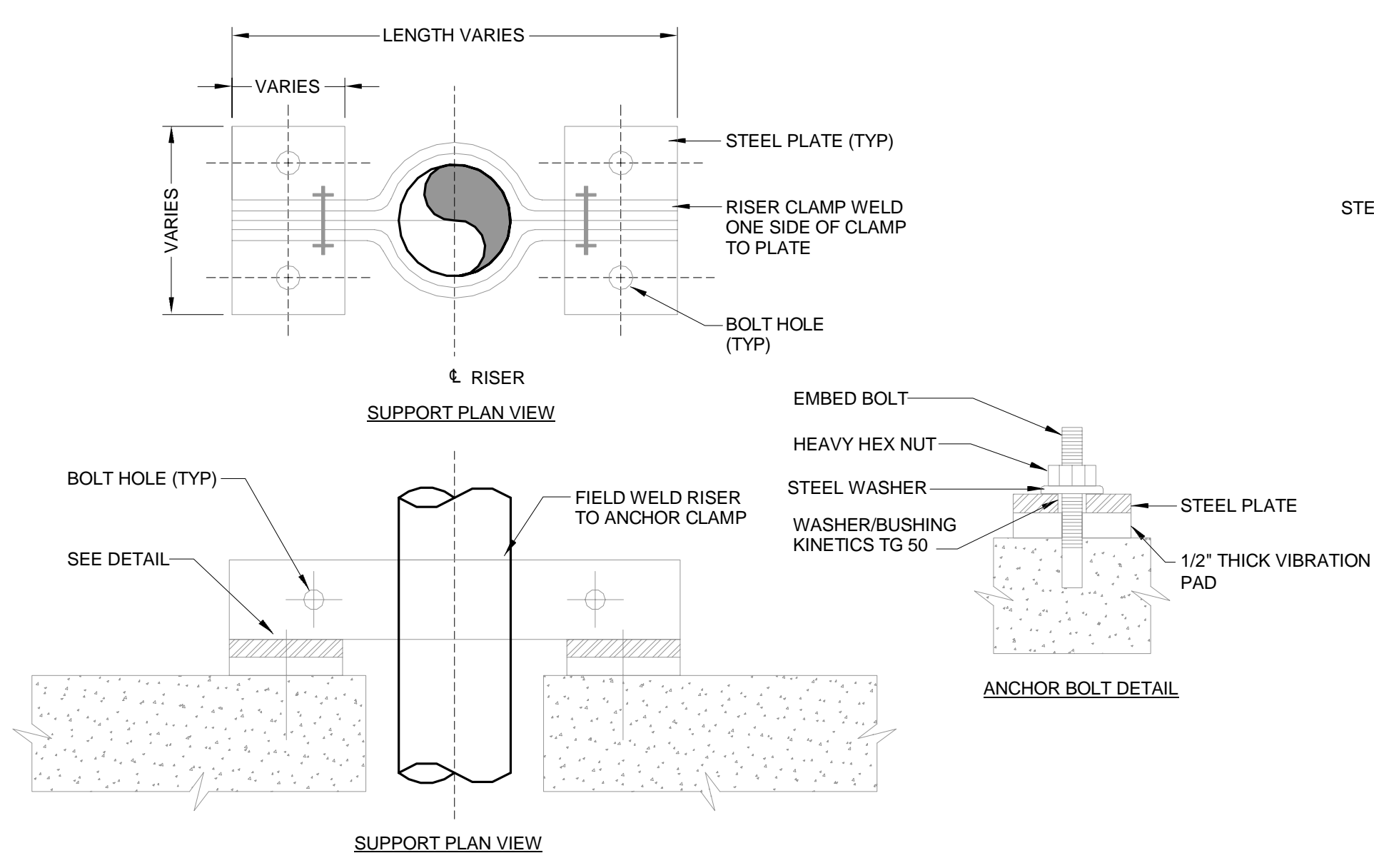


- NOTES:
- FURNISH AND INSTALL LEAK DETECTOR AT BASE OF SHAFT AND AROUND FUEL OIL PIPE ANNUAL SPACE. LEAK DETECTOR SHALL BE MOUNTED ON STAIRWELL SIDE OF MASONRY SHAFT WALL AND PROTECTED FROM DAMAGE WITH GUARD. COORDINATE EXACT LOCATION FOR MOUNTING IN FIELD. LEAK DETECTOR SHALL BE PREFERRED UTILITIES, MODEL HD-A1.

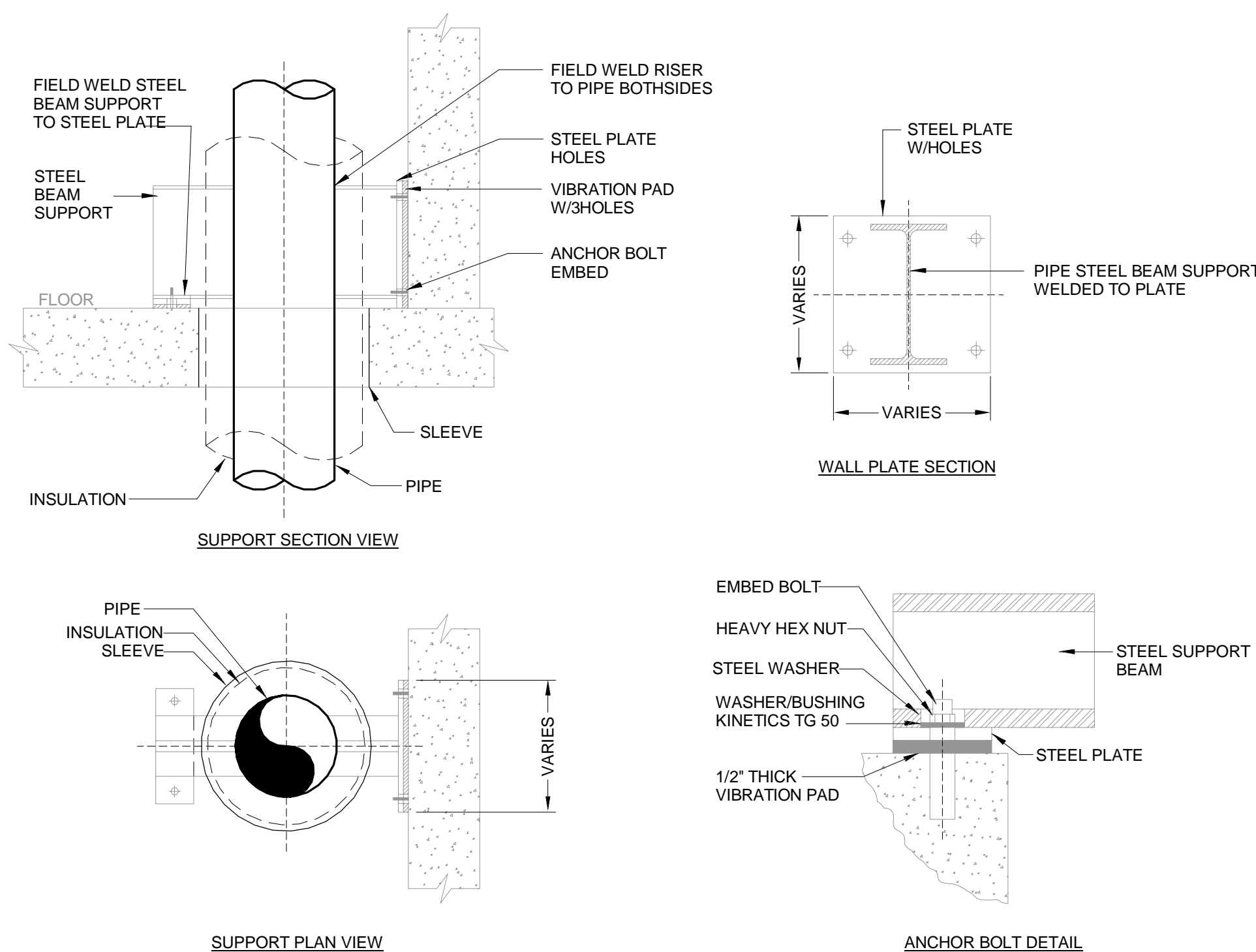
FUEL OIL DRIP PAN DETAIL



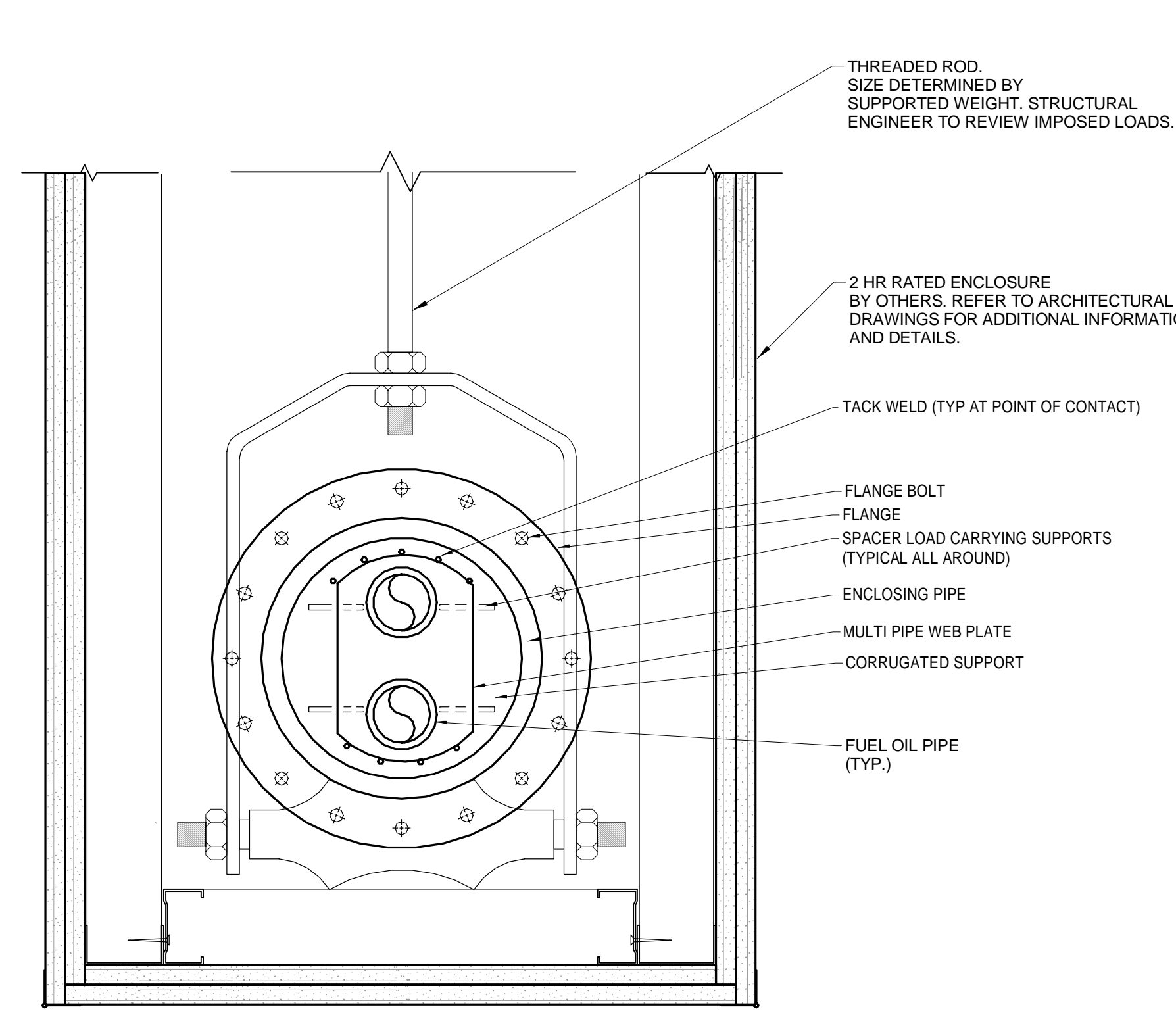
ELECTRIC TO STEAM - HUMIDIFIER HOOKUP DETAIL



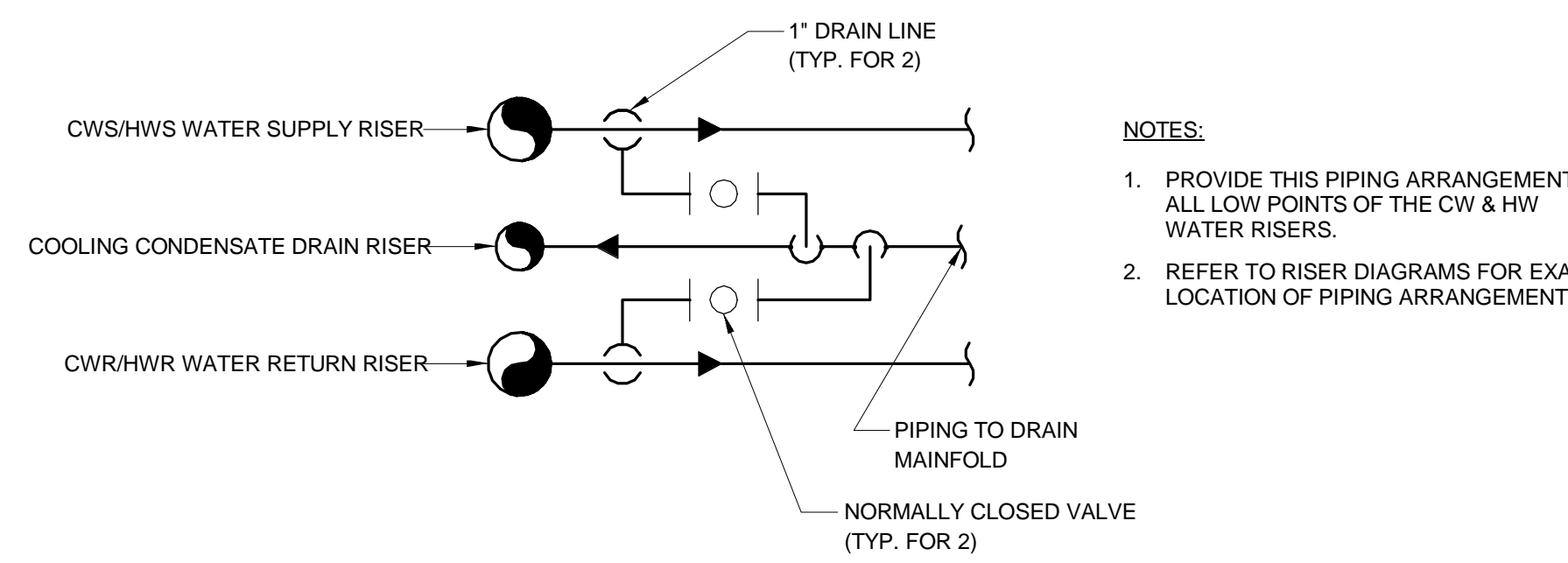
TYPICAL PIPE ANCHOR DETAIL #1



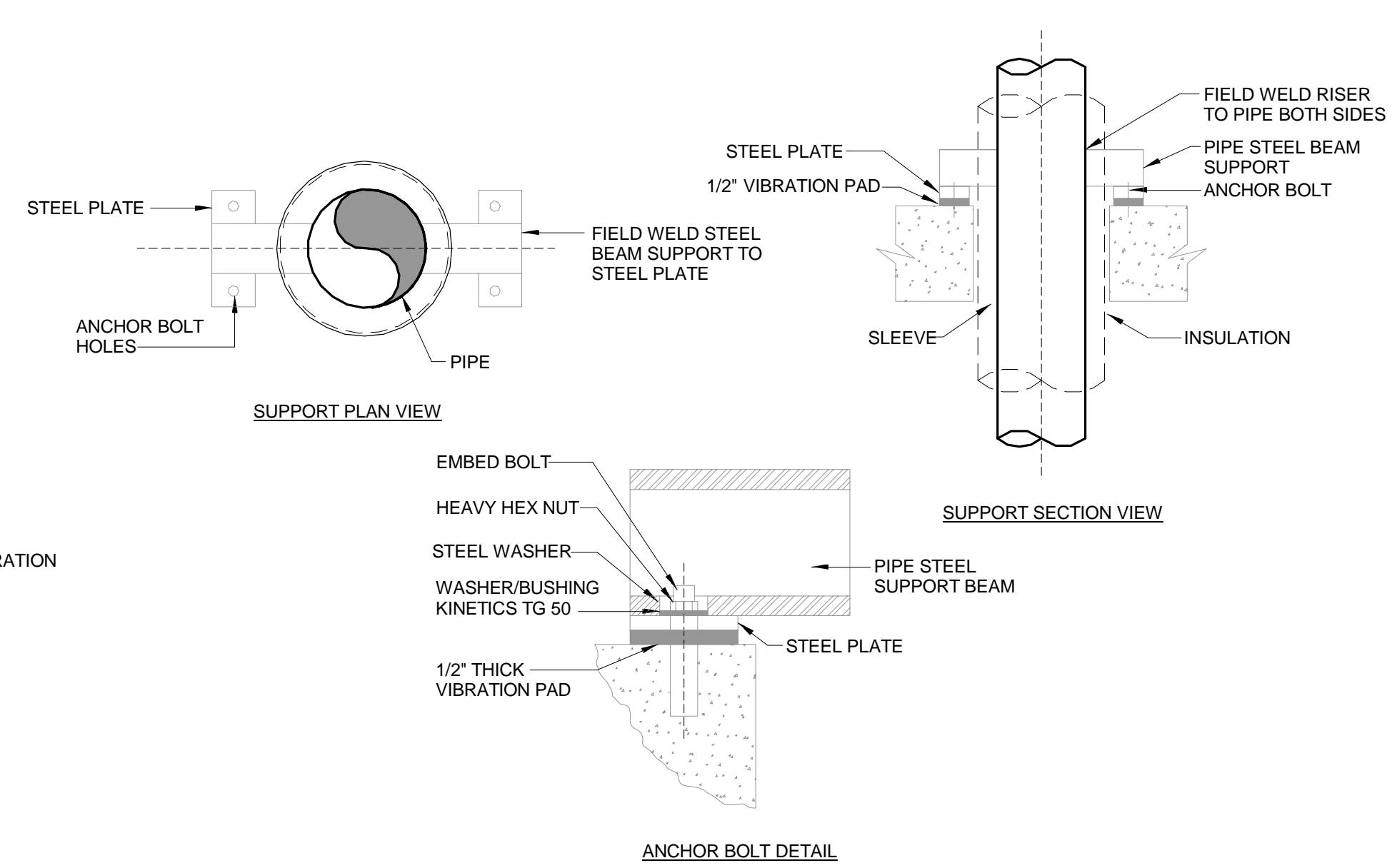
TYPICAL PIPE ANCHOR DETAIL #3



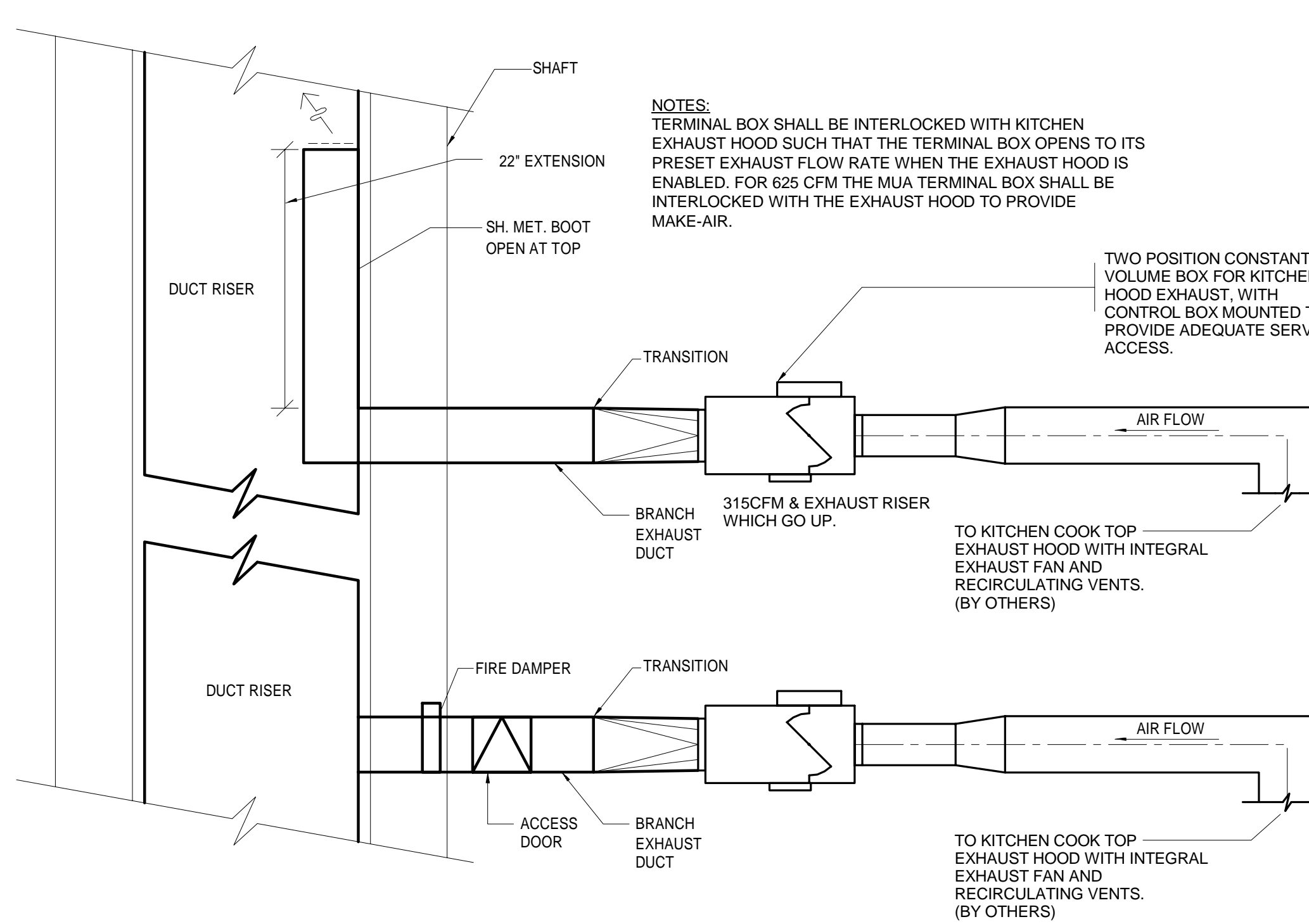
FUEL OIL PIPE ENCLOSURE DETAIL



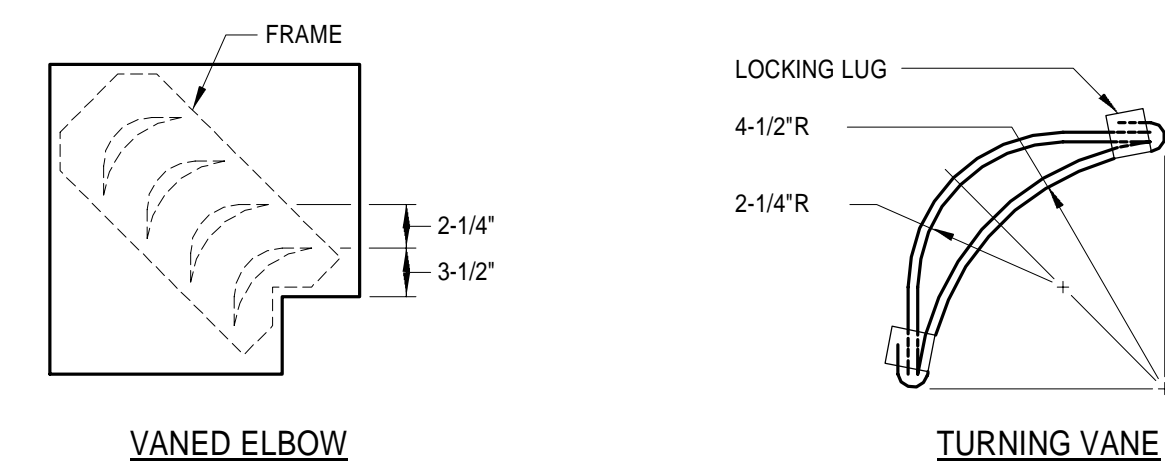
HOT WATER RISER & CONDENSER WATER RISER DRAIN DETAIL



TYPICAL PIPE ANCHOR DETAIL #2

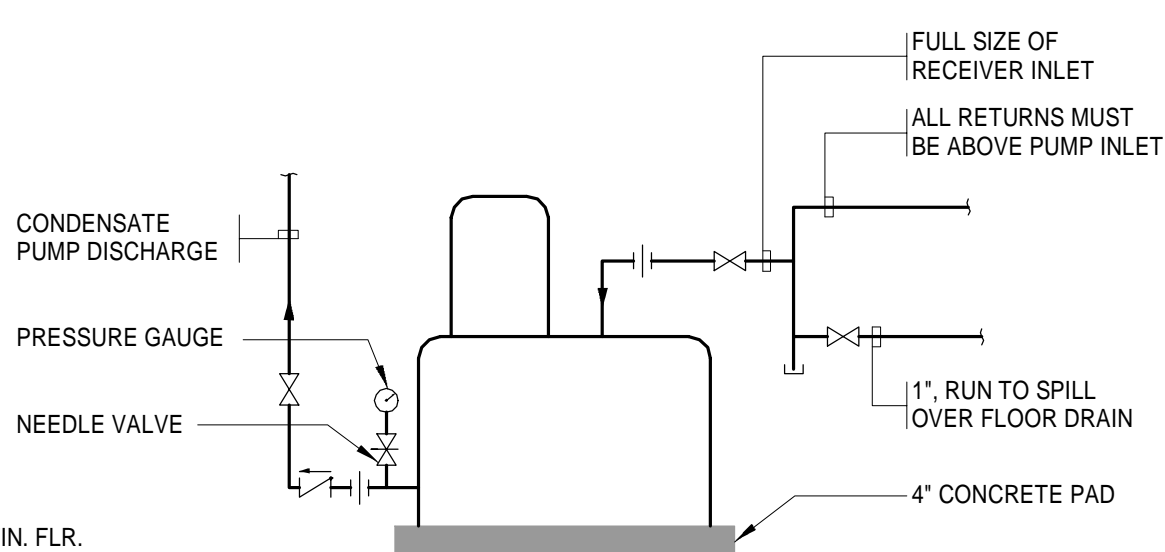


TYPICAL DETAIL AT SHAFT FOR KITCHEN COOKTOP EXHAUST HOODS (NTS)

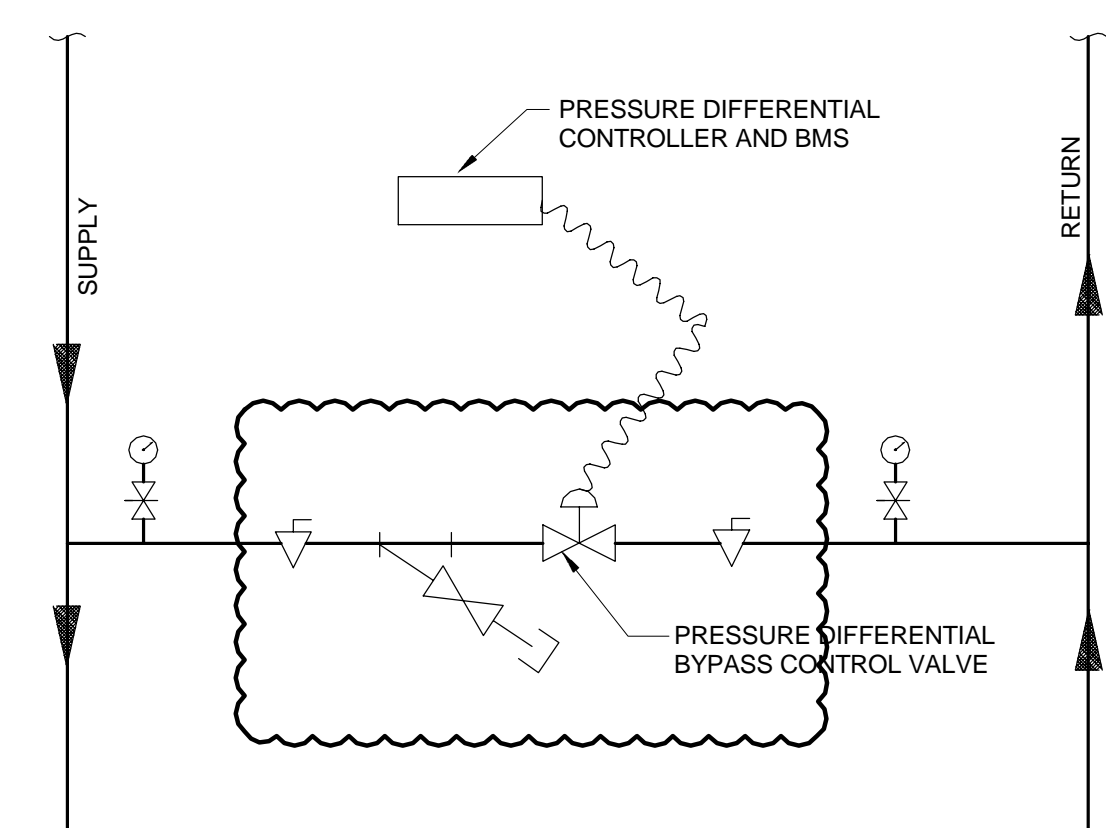


- NOTES:
- LOCKING LUGS INTERNAL WITH VANE
 - MAXIMUM UNSUPPORTED VANE LENGTH 48"
 - FRAMES - BOLTED OR RIVETED TO ELBOW
 - VANES AND FRAMES - SAME GAUGE AS ELBOW

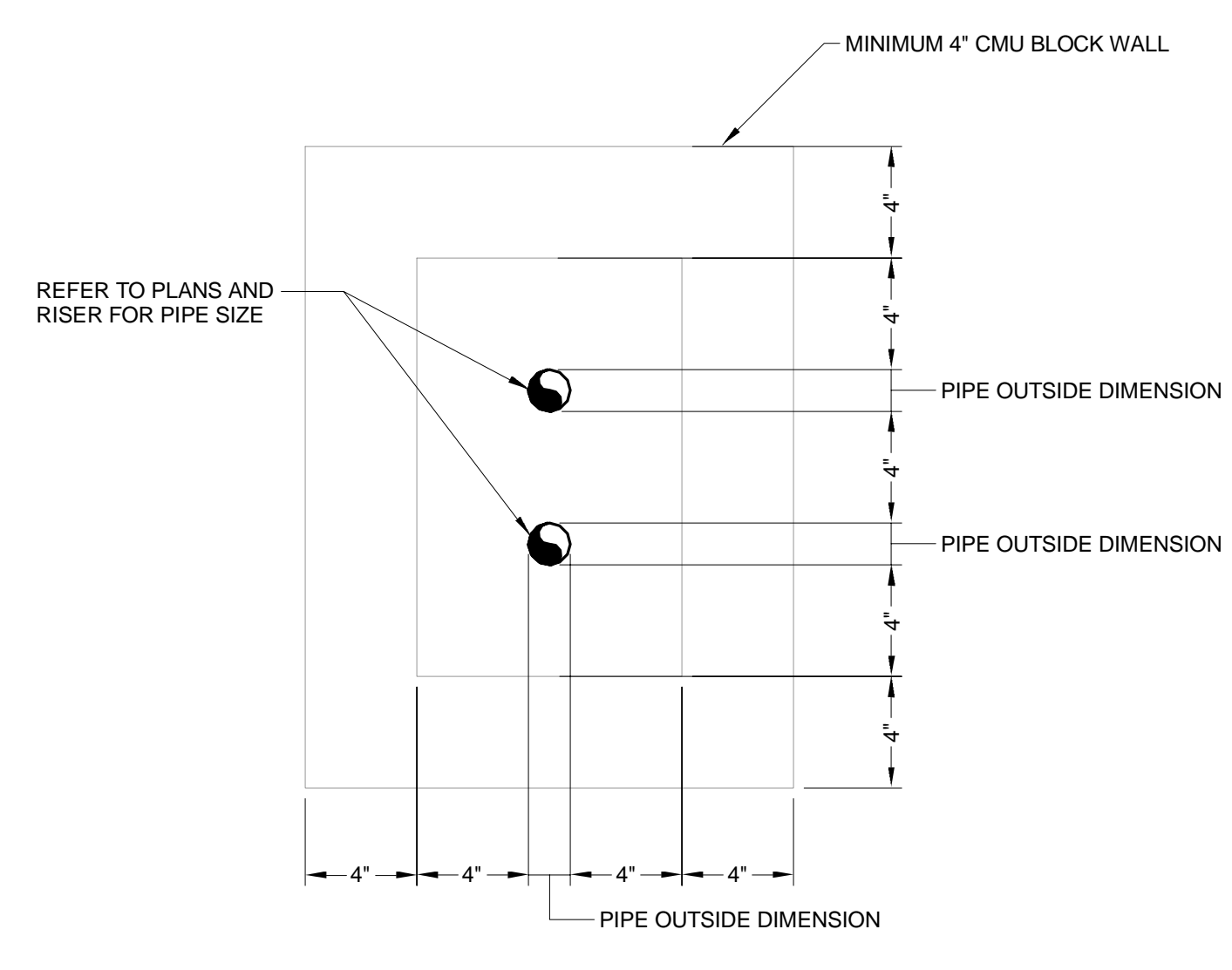
DOUBLE THICKNESS TURNING VANES FOR SQUARE ELBOWS



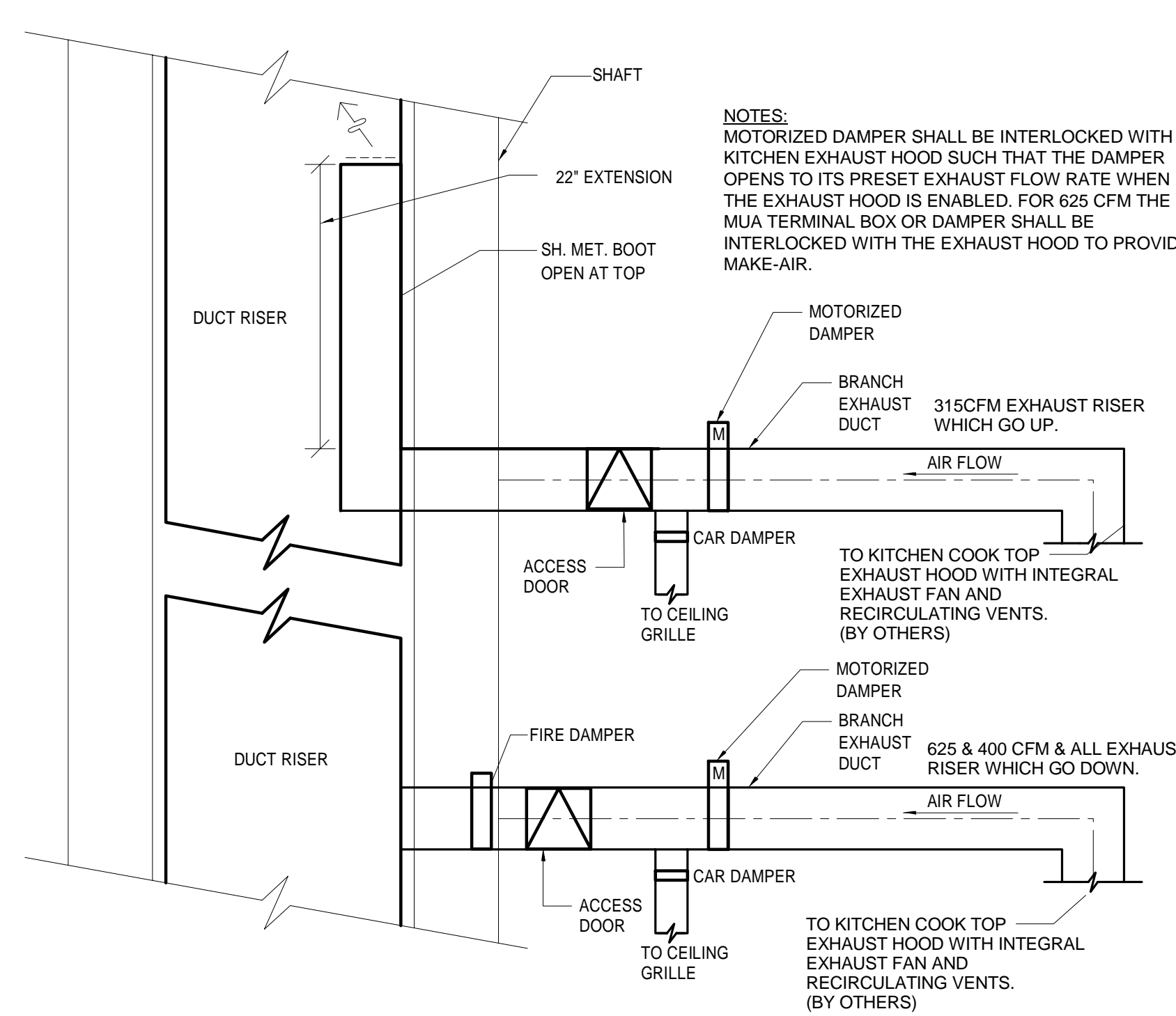
CONDENSATE DRAIN PUMP PIPING FOR COOLING COIL DRAIN PAN



DIFFERENTIAL PRESSURE BYPASS CONTROL



FUEL OIL RISER SHAFT DETAIL



TYPICAL DETAIL AT SHAFT FOR KITCHEN COOKTOP EXHAUST HOODS (NTS) ALTERNATE #1

KEY PLAN

PROJECT NORTH

DEVELOPER EXTELL DEVELOPMENT COMPANY
805 THIRD AVENUE, 7TH FLOOR
New York, NY 10022 USA
TEL: 212 712 6000 FAX: 212 712 6100

DESIGN ARCHITECT Base Building Shell & Core
ADRIAN SMITH + GORDON GILL ARCHITECTURE
111 WEST MONROE STREET SUITE 2300
CHICAGO IL 60603
TEL: 312 925 1888 FAX: 312 920 1775

INTERIOR DESIGNER Residential
Rottef Architecture and Design Studio, PLLC
288 Fifth Ave, 7th Floor
New York, NY 10017
TEL: 646 998 7000 FAX:

ARCHITECT OF RECORD Base Building Shell, Core, & Residential
AJA ARCHITECTS, P.C.
401 Wellington St. W., 3rd Floor
Toronto, ON M5V 1E7 Canada
TEL: 416 967 1500 FAX: 416 967 7150

STRUCTURAL ENGINEERS
VSP CANTOR SEINUK
228 EAST 45th Street
New York, NY 10017 USA
TEL: 212 687 8888 FAX: 646 487 5501

MEP ENGINEERS
AKF GROUP
One Liberty Plaza, 165 Broadway
New York, NY 10006 USA
TEL: 212 354 5656 FAX: 212 354 5668

GEOTECHNICAL ENGINEERS
Langan Engineering & Environmental Services
21 Penn Plaza - 360 West 37th Street, 8th Floor
New York, NY 10018-2727
TEL: 212 479 5400 FAX: 212 479 5444

CODE CONSULTANTS
Construction Consulting Associates
100 Church Street
New York, NY 10007
TEL: 212 385 1818 FAX: 212 385 1911

CURTAINWALL CONSULTANT
AJLP Consulting
40 Worth Street, Suite 826
New York, NY 10013
TEL: 212 757 5559 FAX: 646 219 8508

LANDMARK/PRESERVATION CONSULTANT
Jan Hind Pokorny Associates, Inc.
39 West 37th Street, 12A
New York, NY 10018
TEL: 212 759 6462 FAX: 212 759 6540

No.	DESCRIPTION	DATE
1	ISSUED FOR SCHEMATIC DESIGN	04 APR 2014
2	ISSUED FOR DESIGN DEVELOPMENT	01 JUL 2014
3	ISSUED FOR DESIGN DEVELOPMENT	31 JUL 2014
4	CD PROGRESS ISSUE 1	15 OCT 2014
5	ISSUED FOR BID - MECHANICAL	15 OCT 2014
6	DOB SUBMISSION	19 DEC 2014

0 4'-0" 8'-0" 16'-0"

DOB SUBMISSION

Discrepancies must be reported immediately to the Architect before proceeding. Only figured dimensions are to be used. Contractors must check all dimensions on site. This drawing is protected by copyright.

ALL DIMENSIONS ARE SHOWN IN IMPERIAL.

CONSULTANT: **AKF**
1101 Broadway, Suite 700
New York, NY 10036
T: 212 254 5454 F: 212 254 5668
Mobile: 917 460 1234 Text: 917 460 1234

PROJECT: **217 WEST 57TH STREET**
NEW YORK, NY

DRAWING TITLE: **MECHANICAL DETAILS**

SEAL & SIGNATURE: **Damian Titus**
DATE: 04/04/14
PROJECT NO: Y130747-000
DRAWN: PHS
CHK: PHS
SCALE: 1/2" = 1'-0"
DWG No: **M-606.00**
DOB PAGE No: 117 of 117
DOB B-SCAN:

APPROVED
Under Directive 2 of 1995
Date: 07/09/2015
NYC Development Hub

[illegible]



LEGEND

SPECIAL FLOOD HAZARD AREAS SUBJECT TO INUNDATION BY THE 1% ANNUAL CHANCE FLOOD

The 1% annual flood (100-year flood), also known as the base flood, is the flood that has a 1% chance of being equaled or exceeded in any given year. The Special Flood Hazard Area is the area subject to flooding by the 1% annual chance flood. Areas of Special Flood Hazard include Zones A, AE, AH, AO, AR, A99, V, and VE. The Base Flood Elevation is the water-surface elevation of the 1% annual chance flood.

ZONE A No Base Flood Elevations determined.

ZONE AE Base Flood Elevations determined.

ZONE AH Flood depths of 1 to 3 feet (usually areas of ponding); Base Flood Elevations determined.

ZONE AO Flood depths of 1 to 3 feet (usually sheet flow on sloping terrain); average depths determined. For areas of alluvial fan flooding, velocities also determined.

ZONE AR Special Flood Hazard Area formerly protected from the 1% annual chance flood by a flood control system that was subsequently defeated. Zone AR indicates that the former flood control system is being restored to provide protection from the 1% annual chance or greater flood.

ZONE A99 Area to be protected from 1% annual chance flood by a Federal flood protection system under construction; no Base Flood Elevations determined.

ZONE V Coastal flood zone with velocity hazard (wave action); no Base Flood Elevations determined.

ZONE VE Coastal flood zone with velocity hazard (wave action); Base Flood Elevations determined.

FLOODWAY AREAS IN ZONE AE

The floodway is the channel of a stream plus any adjacent floodplain areas that must be kept free of encroachment so that the 1% annual chance flood can be carried without substantial increases in flood heights.

OTHER FLOOD AREAS

ZONE X Areas of 0.2% annual chance flood; areas of 1% annual chance flood with average depths of less than 1 foot or with drainage areas less than 1 square mile, and areas protected by levees from 1% annual chance flood.

OTHER AREAS

ZONE X Areas determined to be outside the 0.2% annual chance floodplain.

ZONE D Areas in which flood hazards are undetermined, but possible.

COASTAL BARRIER RESOURCES SYSTEM (CBRS) AREAS

OTHERWISE PROTECTED AREAS (OPAs)

CBRS areas and OPAs are normally located within or adjacent to Special Flood Hazard Areas.

1% annual chance floodplain boundary

0.2% annual chance floodplain boundary

Floodway boundary

Zone D boundary

CBRS and OPA boundary

Boundary dividing Special Flood Hazard Area Zones and boundary dividing Special Flood Hazard Areas of different Base Flood Elevations, flood depths or flood velocities.

Base Flood Elevation line and value; elevation in feet*

Base Flood Elevation value where uniform within zone; elevation in feet*

* Referenced to the National Geodetic Vertical Datum of 1929

Cross section line

Transect line

Geographic coordinates referenced to the North American Datum of 1983 (NAD 83), Western Hemisphere

1000-meter Universal Transverse Mercator grid values, zone 18

5000-foot grid ticks: New York State Plane coordinate system, Long Island zone (FIPSZONE 3104), Lambert Conformal Conic projection

Bench mark (see explanation in Notes to Users section of this FIRM panel)

River Mile

MAP REPOSITORY

Refer to listing of Map Repositories on Map Index

INITIAL NFIP MAP DATE

June 28, 1974

FLOOD HAZARD BOUNDARY MAP REVISIONS

June 11, 1976

FLOOD INSURANCE RATE MAP EFFECTIVE

November 16, 1983

FLOOD INSURANCE RATE MAP REVISIONS

September 5, 2007 - to change Special Flood Hazard Areas, to reflect updated topographic information, and to update map format

To determine if flood insurance is available in this community, contact your Insurance agent or call the National Flood Insurance Program at 1-800-638-6620.

MAP SCALE 1" = 500'

0 250 500 1000 FEET

0 150 300 METERS

NFIP

PANEL 0088F

FIRM

FLOOD INSURANCE RATE MAP

CITY OF NEW YORK, NEW YORK

BRONX, RICHMOND, NEW YORK, QUEENS, AND KINGS COUNTIES

PANEL 88 OF 457

(SEE MAP INDEX FOR FIRM PANEL LAYOUT)

CONTAINS:

COMMUNITY NEW YORK, CITY OF


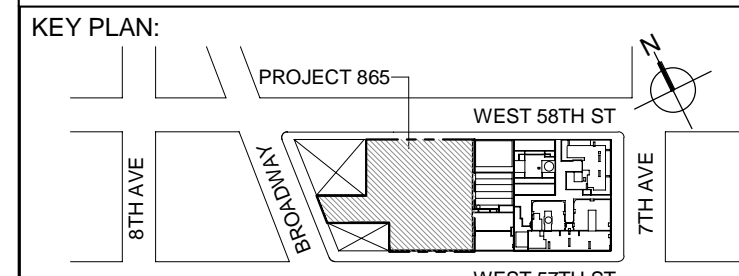
NUMBER 360497

PANEL SUFFIX 0088 F

MAP NUMBER 3604970088F

MAP REVISED SEPTEMBER 5, 2007

Federal Emergency Management Agency



DEVELOPER: EXTRELL DEVELOPMENT COMPANY
805 THIRD AVENUE, 7TH FLOOR
New York, NY 10022 USA
TEL: 212 712 6000 FAX: 212 712 6100

DESIGN ARCHITECT: Base Building Shell & Core
ADRIAN SMITH + GORDON GILL ARCHITECTURE
111 WEST MONROE STREET SUITE 2300
CHICAGO IL 60603
TEL: 312 925 1888 FAX: 312 925 1775

INTERIOR DESIGNER: Residential
Rottet Architecture and Design Studio, PLLC
238 Fifth Ave, 7th Floor
New York, NY 10001
TEL: 646 998 7000 FAX:

ARCHITECT OF RECORD: Base Building Shell, Core, & Residential
AJAJ ARCHITECTS, P.C.
401 Wellington St. W. 3rd Floor
Toronto, ON M5V 1E7 Canada
TEL: 416 967 1500 FAX: 416 967 7150

STRUCTURAL ENGINEERS:
WSP CANTOR SEINUK
228 EAST 46th Street
New York, NY 10017 USA
TEL: 212 687 9888 FAX: 646 487 5501

MEP ENGINEERS:
AKF GROUP
One Liberty Plaza, 165 Broadway
New York, NY 10006 USA
TEL: 212 354 5656 FAX: 212 354 5668

GEOTECHNICAL ENGINEERS:
Langan Engineering & Environmental Services
21 Penn Plaza - 360 West 31st Street, 8th Floor
New York, NY 10001-2727
TEL: 212 479 5400 FAX: 212 479 5444

CODE CONSULTANTS:
Construction Consulting Associates
100 Church Street
New York, NY 10007
TEL: 212 385 1816 FAX: 212 385 1911

CURTAINWALL CONSULTANT:
AJLP Consulting
40 Worth Street, Suite 828
New York, NY 10013
TEL: 212 757 6659 FAX: 646 219 8508

LANDMARK/PRESERVATION CONSULTANT:
Jan Hird Pokorny Associates, Inc.
39 West 37th Street, 12A
New York, NY 10018
TEL: 212 759 6462 FAX: 212 759 6540

No.	DESCRIPTION	DATE
1	ISSUED FOR FILING	25 NOV 2014
2	DOB SUBMISSION	19 DEC 2014

No.	DESCRIPTION	DATE
1	ISSUED FOR FILING	25 NOV 2014
2	DOB SUBMISSION	19 DEC 2014

0 4'-0" 8'-0" 16'-0"

DOB SUBMISSION

Discrepancies must be reported immediately to the Architect before proceeding. Only figured dimensions are to be used. Contractors must check all dimensions on site. This drawing is protected by copyright.

ALL DIMENSIONS ARE SHOWN IN IMPERIAL.

CONSULTANT: **AKF**
1501 BROADWAY, SUITE 700
NEW YORK, NY 10006
T: 212 354 5656 F: 212 354 5668
WWW.AKF-ENGINEERS.COM

PROJECT: **217 WEST 57TH STREET**
NEW YORK, NY

DRAWING TITLE: **PLUMBING FLOOD MAP 2007**

SEAL & SIGNATURE: **DATE:** 11/25/14
PROJECT No: Y130747-000
DRAWN: Author
CHK: Checker
SCALE: 1" = 500'
DWG No: **P-001.00**

DOB PAGE No: 2 of 97
DOB B-SCAN:

Damian Titus
APPROVED
Under Directive 2 of 1975
Date: 07/09/2015
NYC Development Hub



LEGEND

SPECIAL FLOOD HAZARD AREAS SUBJECT TO INUNDATION BY THE 1% ANNUAL CHANCE FLOOD

The 1% annual flood (100-year flood), also known as the base flood, is the flood that has a 1% chance of being equaled or exceeded in any given year. The Special Flood Hazard Area is the area subject to flooding by the 1% annual chance flood. Areas of Special Flood Hazard include Zones A, AE, AH, AO, AR, A99, V, and VE. The Base Flood Elevation is the water-surface elevation of the 1% annual chance flood.

- ZONE A** No Base Flood Elevations determined.
- ZONE AE** Base Flood Elevations determined.
- ZONE AH** Flood depths of 1 to 3 feet (usually areas of ponding); Base Flood Elevations determined.
- ZONE AO** Flood depths of 1 to 3 feet (usually sheet flow on sloping terrain); average depths determined. For areas of alluvial fan flooding, velocities also determined.
- ZONE AR** Special Flood Hazard Area formerly protected from the 1% annual chance flood by a flood control system that was subsequently decertified. Zone AR indicates that the former flood control system is being restored to provide protection from the 1% annual chance or greater flood.
- ZONE A99** Area to be protected from 1% annual chance flood by a Federal flood protection system under construction; no Base Flood Elevations determined.
- ZONE V** Coastal flood zone with velocity hazard (wave action); no Base Flood Elevations determined.
- ZONE VE** Coastal flood zone with velocity hazard (wave action); Base Flood Elevations determined.

FLOODWAY AREAS IN ZONE AE

The floodway is the channel of a stream plus any adjacent floodplain areas that must be kept free of encroachment so that the 1% annual chance flood can be carried without substantial increases in flood heights.

OTHER FLOOD AREAS
ZONE X Areas of 0.2% annual chance flood; areas of 1% annual chance flood with average depths of less than 1 foot or with drainage areas less than 1 square mile; and areas protected by levees from 1% annual chance flood.

OTHER AREAS
ZONE D Areas determined to be outside the 0.2% annual chance floodplain.
ZONE D Areas in which flood hazards are undetermined, but possible.

COASTAL BARRIER RESOURCES SYSTEM (CBRS) AREAS
OTHERWISE PROTECTED AREAS (OPAs)

CBRS areas and OPAs are normally located within or adjacent to Special Flood Hazard Areas.

- 1% annual chance floodplain boundary
- 0.2% annual chance floodplain boundary
- Floodway boundary
- Zone boundary
- CBRS and OPA boundary
- Boundary dividing Special Flood Hazard Area Zones and boundary dividing Special Flood Hazard Areas of different Base Flood Elevations, flood depths or flood velocities.
- Limit of Moderate Wave Action
- Base Flood Elevation line and value; elevation in feet (EL 987)
- Base Flood Elevation value where uniform within zone; elevation in feet

* Referenced to the North American Vertical Datum of 1988

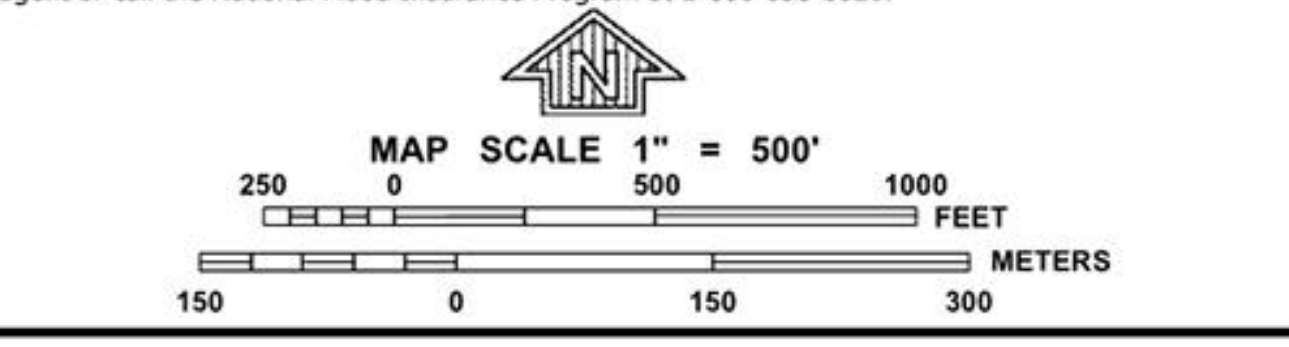
- Cross section line
- Traverse line
- Culvert, Flume, Penstock or Aqueduct
- Road or Railroad Bridge
- Footbridge
- Geographic coordinates referenced to the North American Datum of 1983 (NAD 83), Western Hemisphere
- 1000-meter Universal Transverse Mercator grid values, zone 18

5000-foot grid values: New York State Plane coordinate system, Long Island zone (FIPSZONE 3104), Lambert Conformal Conic projection
 Bench mark (see explanation in Notes to Users section of this FIRM panel)
 • M1.5 River Mile

- MAP REPOSITORY Refer to listing of Map Repositories on Map Index
- INITIAL NFIP MAP DATE June 28, 1974
- FLOOD HAZARD BOUNDARY MAP REVISIONS June 11, 1978
- FLOOD INSURANCE RATE MAP EFFECTIVE November 16, 1983
- FLOOD INSURANCE RATE MAP REVISIONS

For descriptions of revisions see Notice to Users page in the Flood Insurance Study report.

To determine if flood insurance is available in this community, contact your Insurance agent or call the National Flood Insurance Program at 1-800-638-6620.



NFIP

NATIONAL FLOOD INSURANCE PROGRAM

PANEL 0088G

FIRM

FLOOD INSURANCE RATE MAP

CITY OF,
NEW YORK
NEW YORK
BRONX, RICHMOND, NEW YORK,
QUEENS, AND KINGS COUNTIES

PANEL 88 OF 457
(SEE MAP INDEX FOR FIRM PANEL LAYOUT)

CONTAINS:
COMMUNITY
NEW YORK, CITY OF

NUMBER
360497

PANEL
0088

SUFFIX
G


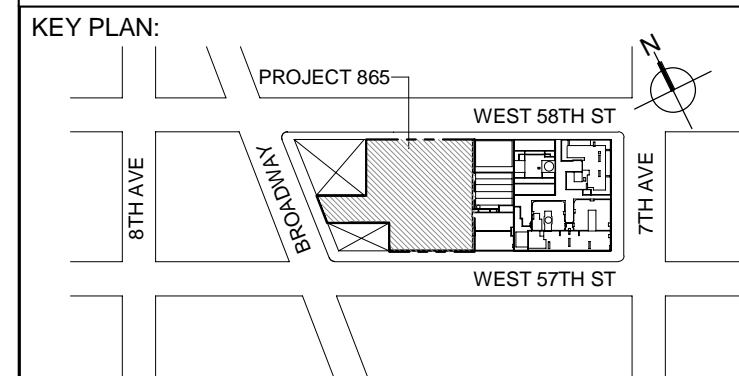
PRELIMINARY
DECEMBER 5, 2013

Notice to User: The Map Number shown below should be used when placing map orders; the Community Number shown above should be used on insurance applications for the subject community.

MAP NUMBER
3604970088G

MAP REVISED

Federal Emergency Management Agency



PROJECT NORTH

DEVELOPER: **EXTELL DEVELOPMENT COMPANY**
 805 THIRD AVENUE, 7TH FLOOR
 New York, NY 10022 USA
 TEL: 212 712 6000 FAX: 212 712 6100

DESIGN ARCHITECT: Base Building Shell & Core
ADRIAN SMITH + GORDON GILL ARCHITECTURE
 111 WEST MONROE STREET SUITE 2300
 CHICAGO IL 60603
 TEL: 312 925 1888 FAX: 312 920 1775

INTERIOR DESIGNER: Residential
Rotter Architecture and Design Studio, PLLC
 238 Fifth Ave, 7th Floor
 New York, NY 10001
 TEL: 646 998 7000 FAX:

ARCHITECT OF RECORD: Base Building Shell, Core, & Residential
AJAJ ARCHITECTS, P.C.
 401 West 34th St, 3rd Floor
 Toronto, ON M5V 1E7 Canada
 TEL: 416 967 1500 FAX: 416 967 7150

STRUCTURAL ENGINEERS:
WSP CANTOR SEINUK
 228 EAST 46th Street
 New York, NY 10017 USA
 TEL: 212 687 8888 FAX: 646 487 5501

MEP ENGINEERS:
AKF GROUP
 One Liberty Plaza, 165 Broadway
 New York, NY 10006 USA
 TEL: 212 354 5656 FAX: 212 354 5668

GEOTECHNICAL ENGINEERS:
Langan Engineering & Environmental Services
 21 Penn Plaza - 360 West 37th Street, 8th Floor
 New York, NY 10001-2727
 TEL: 212 479 5400 FAX: 212 479 5444

CODE CONSULTANTS:
Construction Consulting Associates
 100 Church Street
 New York, NY 10007
 TEL: 212 385 1818 FAX: 212 385 1911

CURTAINWALL CONSULTANT:
AJLP Consulting
 40 West Street, Suite 828
 New York, NY 10013
 TEL: 212 757 6659 FAX: 646 219 8508

LANDMARK/PRESERVATION CONSULTANT:
Jan Hird Pokorny Associates, Inc.
 39 West 37th Street, 12A
 New York, NY 10018
 TEL: 212 759 6462 FAX: 212 759 6540

No.	DESCRIPTION	DATE
1	ISSUED FOR FILING	25 NOV 2014
2	DOB SUBMISSION	19 DEC 2014

0 4'-0" 8'-0" 16'-0"

DOB SUBMISSION

Discrepancies must be reported immediately to the Architect before proceeding. Only figured dimensions are to be used. Contractors must check all dimensions on site. This drawing is protected by copyright.

ALL DIMENSIONS ARE SHOWN IN IMPERIAL.

CONSULTANT: **AKF**
 1501 BROADWAY, SUITE 700
 NEW YORK, NY 10022
 T: 212 354 5656 F: 212 354 5668
 Web: www.akf.com Email: info@akf.com

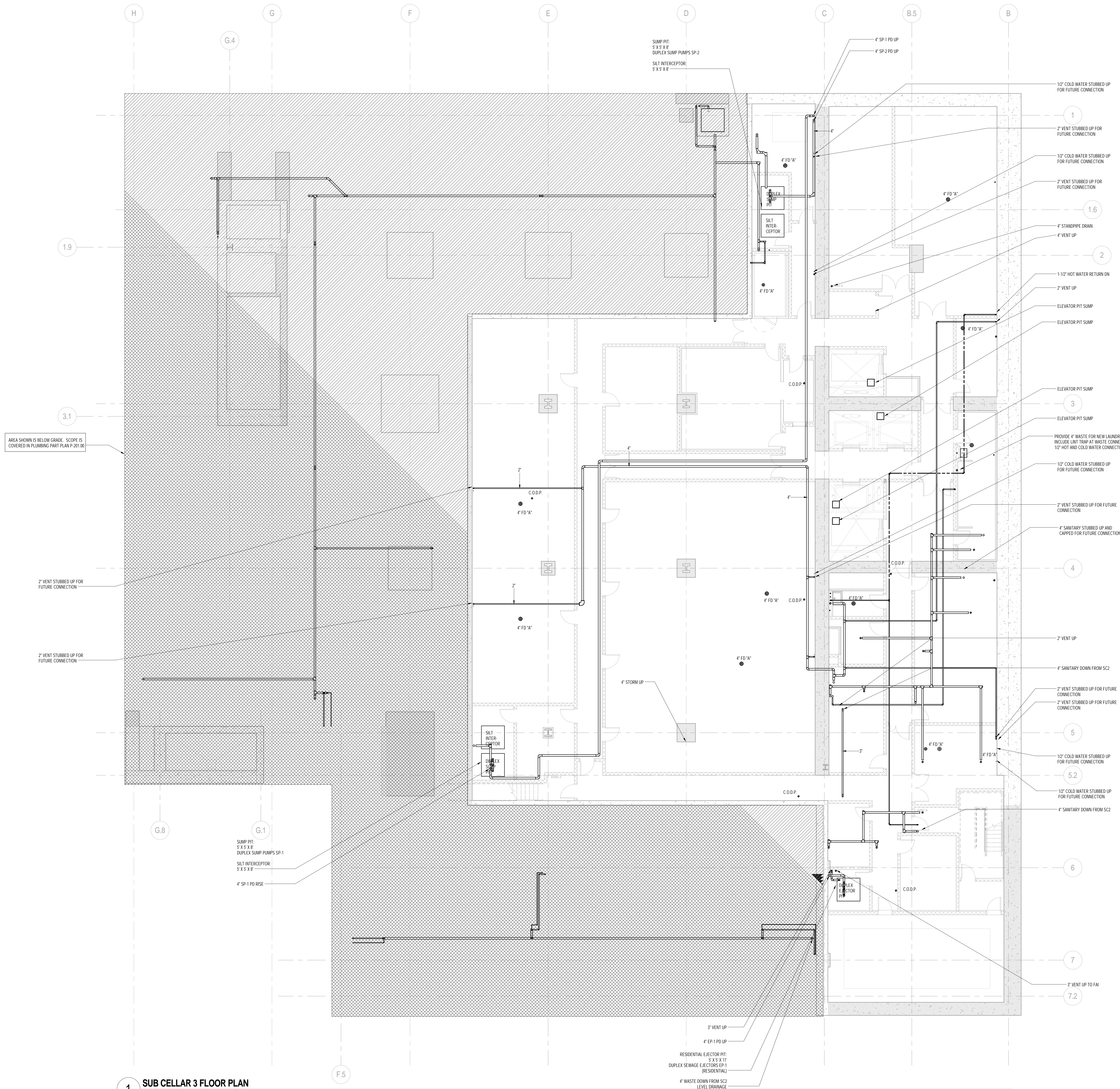
PROJECT: **217 WEST 57TH STREET**
 NEW YORK, NY

DRAWING TITLE: **PLUMBING**
FLOOD MAP 2013

SEAL & SIGNATURE: DATE: 11/25/14
 PROJECT No: Y130747-000
 DRAWN: Author REV: 2
 CHK: Checker
 SCALE:
 DWG No:
P-002.00

DOB EMPLOYEE STAMP: DOB PAGE No: 3 of 97 DOB B-SCAN:

Damian Titus
 Buildings
 APPROVED
 Under Directive 2 of 1975
 Date: 07/09/2015
 NYC Development Hub



1 SUB CELLAR 3 FLOOR PLAN
 1/8" = 1'-0"

KEY PLAN:

PROJECT NORTH

TRUE NORTH

DEVELOPER:
EXTELL DEVELOPMENT COMPANY
 805 THIRD AVENUE, 7TH FLOOR
 NEW YORK, NY 10022 USA
 TEL: 212 712 6000 FAX: 212 712 6100

DESIGN ARCHITECT: Base Building Shell & Core
ADRIAN SMITH + GORDON GILL ARCHITECTURE
 111 WEST MONROE STREET SUITE 2300
 CHICAGO, IL 60603
 TEL: 312 925 1888 FAX: 312 920 1775

INTERIOR DESIGNER: Residential
Rottet Architecture and Design Studio, PLLC
 238 Fifth Ave, 7th Floor
 New York, NY 10001
 TEL: 646 998 7000 FAX:

ARCHITECT OF RECORD: Base Building Shell, Core, & Residential
AJA ARCHITECTS, P.C.
 401 Wellington St. W., 3rd Floor
 Toronto, ON M5V 1E7 Canada
 TEL: 416 967 1500 FAX: 416 967 7150

STRUCTURAL ENGINEERS:
WSP CANTOR SEINUK
 228 EAST 46th Street
 New York, NY 10017 USA
 TEL: 212 697 9888 FAX: 646 487 5501

MEP ENGINEERS:
AKF GROUP
 One Liberty Plaza, 165 Broadway
 New York, NY 10006 USA
 TEL: 212 354 5656 FAX: 212 354 5668

GEOTECHNICAL ENGINEERS:
Langan Engineering & Environmental Services
 21 Penn Plaza - 360 West 57th Street, 8th Floor
 New York, NY 10001-2727
 TEL: 212 479 5400 FAX: 212 479 5444

CODE CONSULTANTS:
Construction Consulting Associates
 100 Church Street
 New York, NY 10007
 TEL: 212 385 1818 FAX: 212 385 1911

CURTAINWALL CONSULTANT:
AJLP Consulting
 40 Worth Street, Suite 828
 New York, NY 10013
 TEL: 212 757 5659 FAX: 646 219 8508

LANDMARK/PRESERVATION CONSULTANT:
Jan Hird Pokorny Associates, Inc.
 39 West 37th Street, 12A
 New York, NY 10018
 TEL: 212 759 6462 FAX: 212 759 6540

No.	DESCRIPTION	DATE
1	ISSUED FOR SCHEMATIC DESIGN	04 APR 2014
2	ISSUED FOR DESIGN DEVELOPMENT	01 JUL 2014
3	ISSUED FOR DESIGN DEVELOPMENT	31 JUL 2014
4	CD PROGRESS ISSUE 1	15 OCT 2014
5	ISSUED FOR BID - PLUMBING	15 OCT 2014
6	DOB SUBMISSION	19 DEC 2014

0 4'-0" 8'-0" 16'-0"

DOB SUBMISSION

Discrepancies must be reported immediately to the Architect before proceeding. Only figured dimensions are to be used. Contractors must check all dimensions on site. This drawing is protected by copyright.

ALL DIMENSIONS ARE SHOWN IN IMPERIAL.

CONSULTANT:
AKF
 1501 BROADWAY, SUITE 700
 NEW YORK, NY 10020
 T: 212 354 5656 F: 212 354 5668
 akf@akfgroup.com www.akfgroup.com

PROJECT:
217 WEST 57TH STREET
 NEW YORK, NY

DRAWING TITLE:
 PLUMBING
 SUB CELLAR 3 PLAN

SEAL & SIGNATURE:

DATE: 04/04/14

PROJECT No: Y130747-000

DRAWN: JRD **REV:** 6

CHK: JRD

SCALE: 1/8" = 1'-0"

DWG No: **P-100.00**

DOB PAGE No: 4 of 97

DOB EMPLOYEE STAMP: **DOB B-SCAN:**

Damian Titus

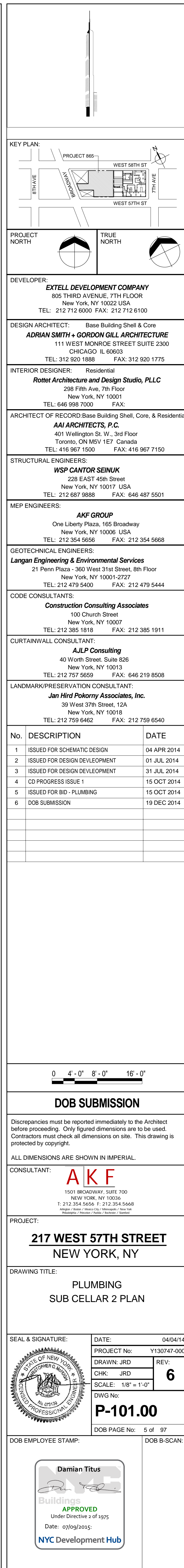
Buildings

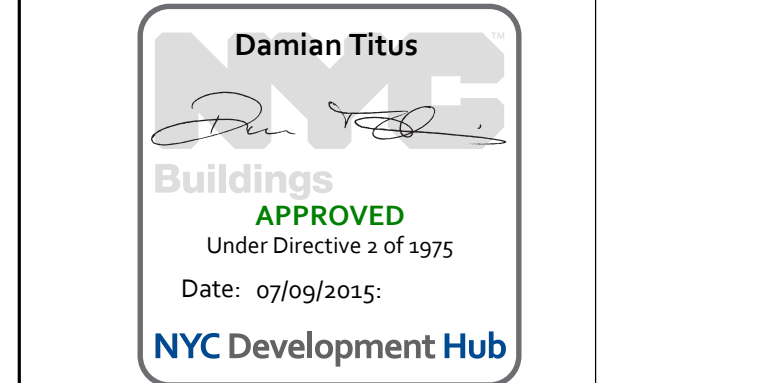
APPROVED

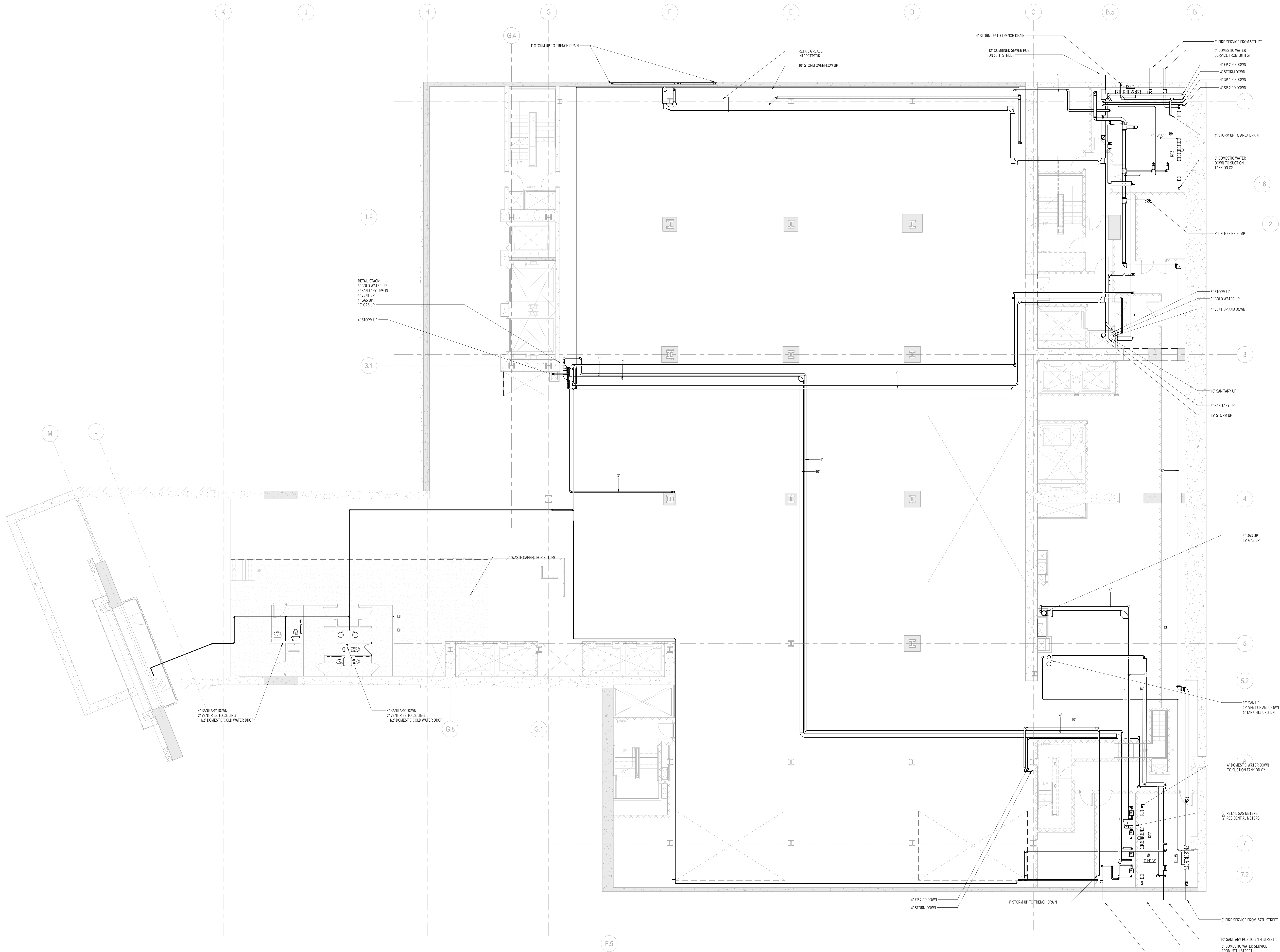
Under Directive 2 of 1975

Date: 07/09/2015

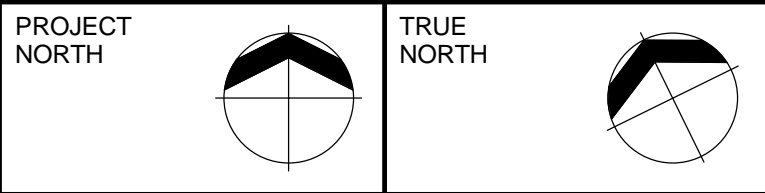
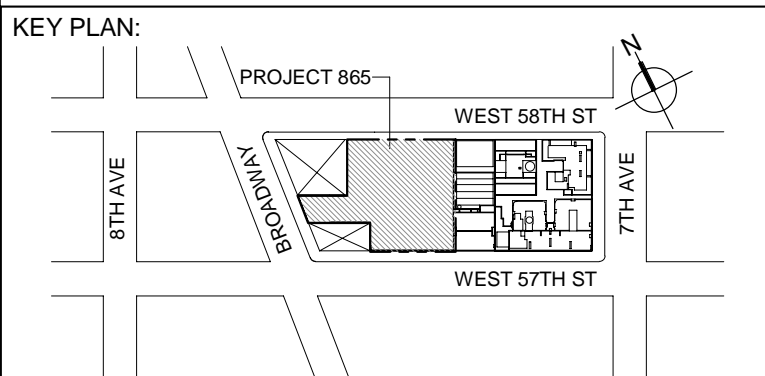
NYC Development Hub







1 CELLAR FLOOR PLAN
1/8" = 1'-0"



DEVELOPER:
EXTELL DEVELOPMENT COMPANY
805 THIRD AVENUE, 7TH FLOOR
New York, NY 10022 USA
TEL: 212 712 6000 FAX: 212 712 6100

DESIGN ARCHITECT: Base Building Shell & Core
ADRIAN SMITH + GORDON GILL ARCHITECTURE
CHICAGO, IL 60603
111 WEST MONROE STREET SUITE 2300
TEL: 312 925 1888 FAX: 312 920 1775

INTERIOR DESIGNER: Residential
Rottet Architecture and Design Studio, PLLC
238 Fifth Ave, 7th Floor
New York, NY 10001
TEL: 646 998 7000 FAX:

ARCHITECT OF RECORD: Base Building Shell, Core, & Residential
AJA ARCHITECTS, P.C.
401 Wellington St. W., 3rd Floor
Toronto, ON M5V 1E7 Canada
TEL: 416 967 1500 FAX: 416 967 7150

STRUCTURAL ENGINEERS:
WSP CANTOR SEINUK
228 EAST 46th Street
New York, NY 10017 USA
TEL: 212 697 9588 FAX: 646 487 5501

MEP ENGINEERS:
AKF GROUP
One Liberty Plaza, 165 Broadway
New York, NY 10006 USA
TEL: 212 354 5656 FAX: 212 354 5668

GEOTECHNICAL ENGINEERS:
Langan Engineering & Environmental Services
21 Penn Plaza - 360 West 37th Street, 8th Floor
New York, NY 10001-2727
TEL: 212 479 5400 FAX: 212 479 5444

CODE CONSULTANTS:
Construction Consulting Associates
100 Church Street
New York, NY 10007
TEL: 212 385 1818 FAX: 212 385 1911

CURTAINWALL CONSULTANT:
AJLP Consulting
40 Worth Street, Suite 828
New York, NY 10013
TEL: 212 757 5659 FAX: 646 219 8508

LANDMARK/PRESERVATION CONSULTANT:
Jan Hird Pokorny Associates, Inc.
39 West 37th Street, 12A
New York, NY 10018
TEL: 212 759 6462 FAX: 212 759 6540

No.	DESCRIPTION	DATE
1	ISSUED FOR SCHEMATIC DESIGN	04 APR 2014
2	ISSUED FOR DESIGN DEVELOPMENT	01 JUL 2014
3	ISSUED FOR DESIGN DEVELOPMENT	31 JUL 2014
4	CD PROGRESS ISSUE 1	15 OCT 2014
5	ISSUED FOR BID - PLUMBING	15 OCT 2014
6	DOB SUBMISSION	19 DEC 2014

0 4'-0" 8'-0" 16'-0"

DOB SUBMISSION

Discrepancies must be reported immediately to the Architect before proceeding. Only figured dimensions are to be used. Contractors must check all dimensions on site. This drawing is protected by copyright.

ALL DIMENSIONS ARE SHOWN IN IMPERIAL.

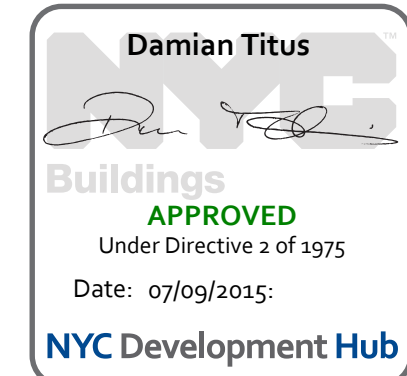
CONSULTANT:
AKF
1501 BROADWAY, SUITE 700
NEW YORK, NY 10020
T: 212 354 5656 F: 212 354 5668
Website: www.akfgroup.com Email: info@akfgroup.com

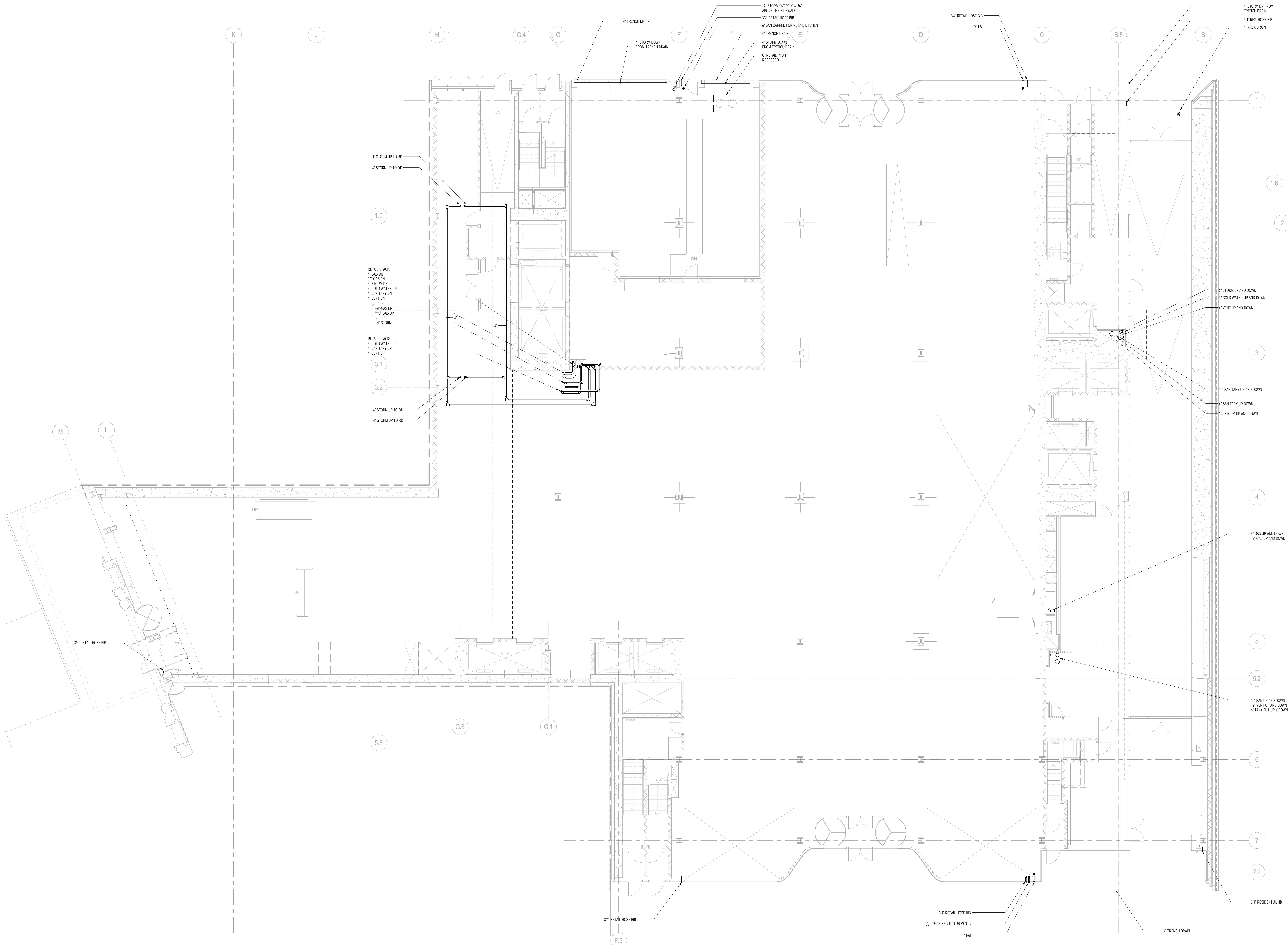
PROJECT:
217 WEST 57TH STREET
NEW YORK, NY

DRAWING TITLE:
**PLUMBING
CELLAR PLAN**

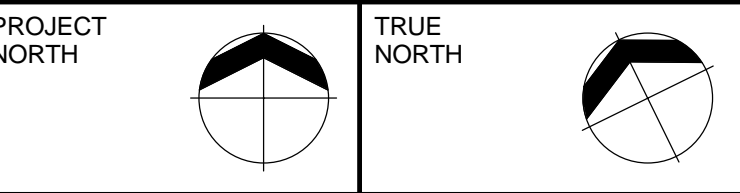
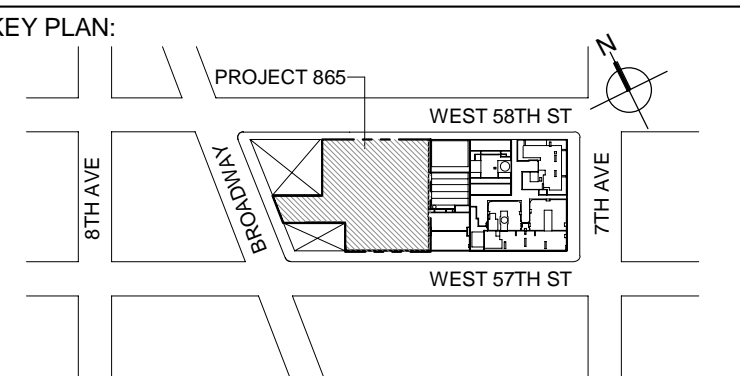
SEAL & SIGNATURE: [Stamp] DATE: 04/04/14
PROJECT No: Y130747-000
DRAWN: JRD REV: 6
CHK: JRD
SCALE: 1/8" = 1'-0"
DWG No: **P-103.00**

DOB PAGE No: 7 of 97
DOB EMPLOYEE STAMP: [Stamp] DOB B-SCAN: [Stamp]





1 GROUND FLOOR PLAN
1/8" = 1'-0"



DEVELOPER:
EXTELL DEVELOPMENT COMPANY
805 THIRD AVENUE, 7TH FLOOR
NEW YORK, NY 10022 USA
TEL: 212 712 6000 FAX: 212 712 6100

DESIGN ARCHITECT: Base Building Shell & Core
ADRIAN SMITH + GORDON GILL ARCHITECTURE
111 WEST MONROE STREET SUITE 2300
CHICAGO, IL 60603
TEL: 312 925 1888 FAX: 312 920 1775

INTERIOR DESIGNER: Residential
Rottet Architecture and Design Studio, PLLC
238 Fifth Ave, 7th Floor
New York, NY 10001
TEL: 646 998 7000 FAX:

ARCHITECT OF RECORD: Base Building Shell, Core, & Residential
AJA ARCHITECTS, P.C.
401 Wellington St. W., 3rd Floor
Toronto, ON M5V 1E7 Canada
TEL: 416 967 1500 FAX: 416 967 7150

STRUCTURAL ENGINEERS:
WSP CANTOR SEINUK
228 EAST 46th Street
New York, NY 10017 USA
TEL: 212 687 8888 FAX: 646 487 5501

MEP ENGINEERS:
AKF GROUP
One Liberty Plaza, 165 Broadway
New York, NY 10006 USA
TEL: 212 354 5656 FAX: 212 354 5668

GEOTECHNICAL ENGINEERS:
Langan Engineering & Environmental Services
21 Penn Plaza - 360 West 37th Street, 8th Floor
New York, NY 10001-2727
TEL: 212 479 5400 FAX: 212 479 5444

CODE CONSULTANTS:
Construction Consulting Associates
100 Church Street
New York, NY 10007
TEL: 212 385 1818 FAX: 212 385 1911

CURTAINWALL CONSULTANT:
AJLP Consulting
40 Worth Street, Suite 828
New York, NY 10013
TEL: 212 757 6659 FAX: 646 219 8508

LANDMARK/PRESERVATION CONSULTANT:
Jan Hird Pokorny Associates, Inc.
39 West 37th Street, 12A
New York, NY 10018
TEL: 212 759 6462 FAX: 212 759 6540

No.	DESCRIPTION	DATE
1	ISSUED FOR SCHEMATIC DESIGN	04 APR 2014
2	ISSUED FOR DESIGN DEVELOPMENT	01 JUL 2014
3	ISSUED FOR DESIGN DEVELOPMENT	31 JUL 2014
4	CD PROGRESS ISSUE 1	15 OCT 2014
5	ISSUED FOR BID - PLUMBING	15 OCT 2014
6	DOB SUBMISSION	19 DEC 2014

0 4'-0" 8'-0" 16'-0"

DOB SUBMISSION

Discrepancies must be reported immediately to the Architect before proceeding. Only figured dimensions are to be used. Contractors must check all dimensions on site. This drawing is protected by copyright.

ALL DIMENSIONS ARE SHOWN IN IMPERIAL.

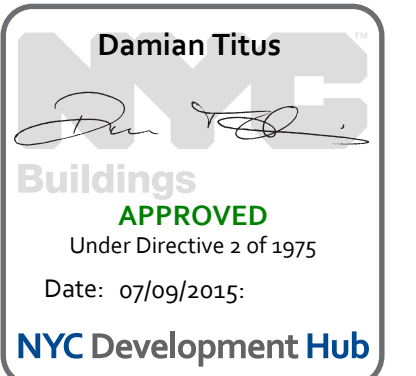
CONSULTANT:
AKF
1501 BROADWAY, SUITE 700
NEW YORK, NY 10020
T: 212 354 5656 F: 212 354 5668
WWW.AKF.COM

PROJECT:
217 WEST 57TH STREET
NEW YORK, NY

DRAWING TITLE:
PLUMBING
GROUND FLOOR PLAN

SEAL & SIGNATURE: [Signature] DATE: 04/04/14
PROJECT No: Y130747-000
DRAWN: JRD REV: 6
CHK: JRD
SCALE: 1/8" = 1'-0"
DWG No: P-104.00

DOB PAGE No: 8 of 97
DOB B-SCAN:



TRUE NORTH

KEY PLAN:

PROJECT NORTH

DEVELOPER:

EXTELL DEVELOPMENT COMPANY
 805 THIRD AVENUE, 7TH FLOOR
 NEW YORK, NY 10022 USA
 TEL: 212 712 6000 FAX: 212 712 6100

DESIGN ARCHITECT:

Base Building Shell & Core
ADRIAN SMITH + GORDON GILL ARCHITECTURE
 111 WEST MONROE STREET SUITE 2300
 CHICAGO, IL 60603
 TEL: 312 925 1888 FAX: 312 920 1775

INTERIOR DESIGNER:

Residential
Rottet Architecture and Design Studio, PLLC
 238 Fifth Ave, 7th Floor
 New York, NY 10001
 TEL: 646 998 7000 FAX:

ARCHITECT OF RECORD: Base Building Shell, Core, & Residential

AJA ARCHITECTS, P.C.
 401 Wellington St. W., 3rd Floor
 Toronto, ON M5V 1E7 Canada
 TEL: 416 967 1500 FAX: 416 967 1150

STRUCTURAL ENGINEERS:

WSP CANTOR SEINUK
 228 EAST 45th Street
 New York, NY 10017 USA
 TEL: 212 697 9588 FAX: 646 487 5501

MEP ENGINEERS:

AKF GROUP
 One Liberty Plaza, 165 Broadway
 New York, NY 10006 USA
 TEL: 212 354 5656 FAX: 212 354 5668

GEOTECHNICAL ENGINEERS:

Langan Engineering & Environmental Services
 21 Penn Plaza - 360 West 37th Street, 8th Floor
 New York, NY 10001-2727
 TEL: 212 479 5400 FAX: 212 479 5444

CODE CONSULTANTS:

Construction Consulting Associates
 100 Church Street
 New York, NY 10007
 TEL: 212 385 1818 FAX: 212 385 1911

CURTAINWALL CONSULTANT:

AJLP Consulting
 40 Worth Street, Suite 828
 New York, NY 10013
 TEL: 212 757 5659 FAX: 646 219 8508

LANDMARK/PRESERVATION CONSULTANT:

Jan Hird Pokorny Associates, Inc.
 39 West 37th Street, 12A
 New York, NY 10018
 TEL: 212 759 6462 FAX: 212 759 6540

No.	DESCRIPTION	DATE
1	ISSUED FOR SCHEMATIC DESIGN	04 APR 2014
2	ISSUED FOR DESIGN DEVELOPMENT	01 JUL 2014
3	ISSUED FOR DESIGN DEVELOPMENT	31 JUL 2014
4	CD PROGRESS ISSUE 1	15 OCT 2014
5	ISSUED FOR BID - PLUMBING	15 OCT 2014
6	DOB SUBMISSION	19 DEC 2014

0 4'-0" 8'-0" 16'-0"

DOB SUBMISSION

Discrepancies must be reported immediately to the Architect before proceeding. Only figured dimensions are to be used. Contractors must check all dimensions on site. This drawing is protected by copyright.

ALL DIMENSIONS ARE SHOWN IN IMPERIAL.

CONSULTANT:

AKF
 1501 BROADWAY, SUITE 700
 NEW YORK, NY 10006
 T: 212 354 5656 F: 212 354 5668
 akf@akfgroup.com www.akfgroup.com

PROJECT:

217 WEST 57TH STREET
 NEW YORK, NY

DRAWING TITLE:

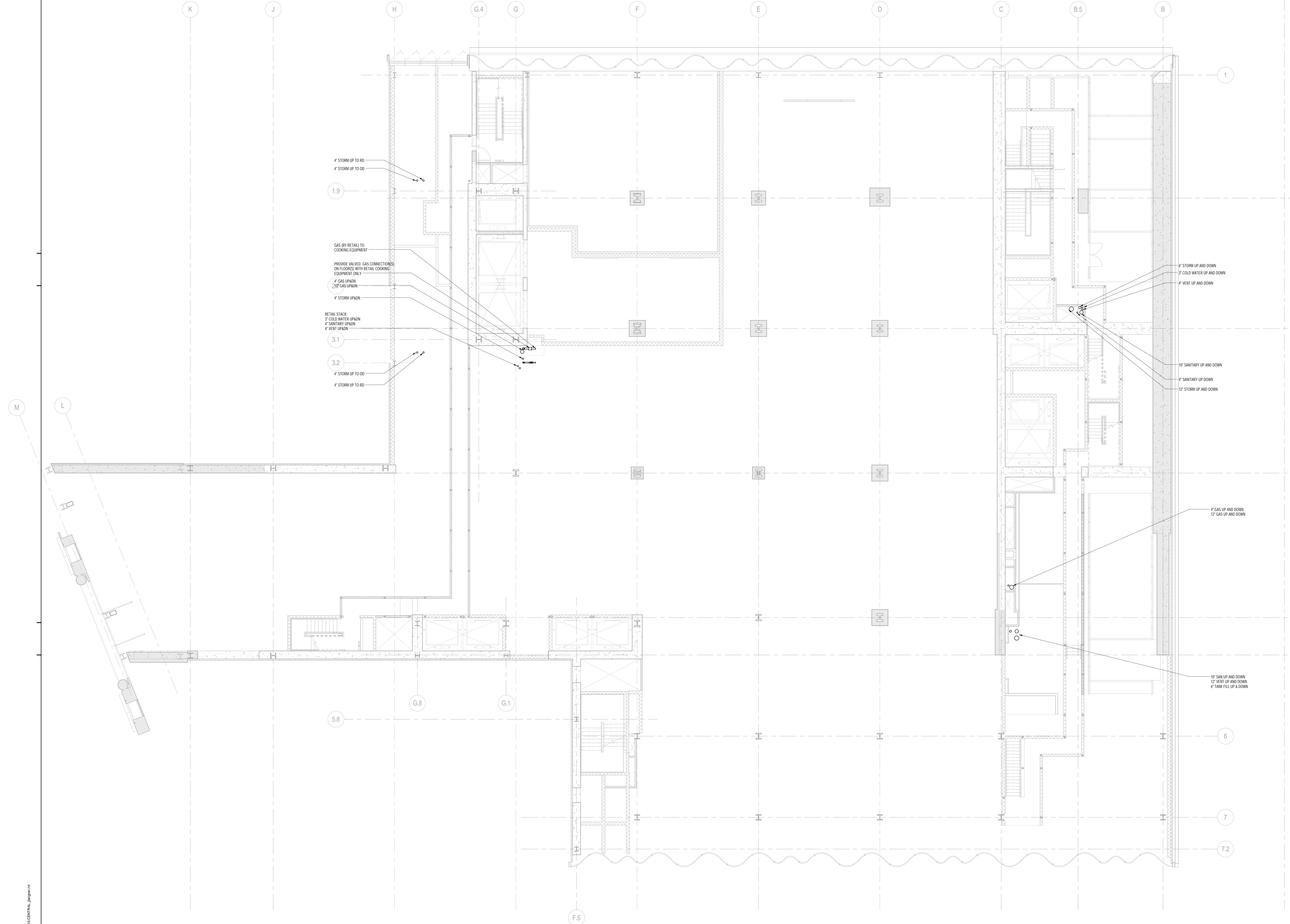
PLUMBING
GROUND FLOOR INTERMEDIATE PLAN

SEAL & SIGNATURE:

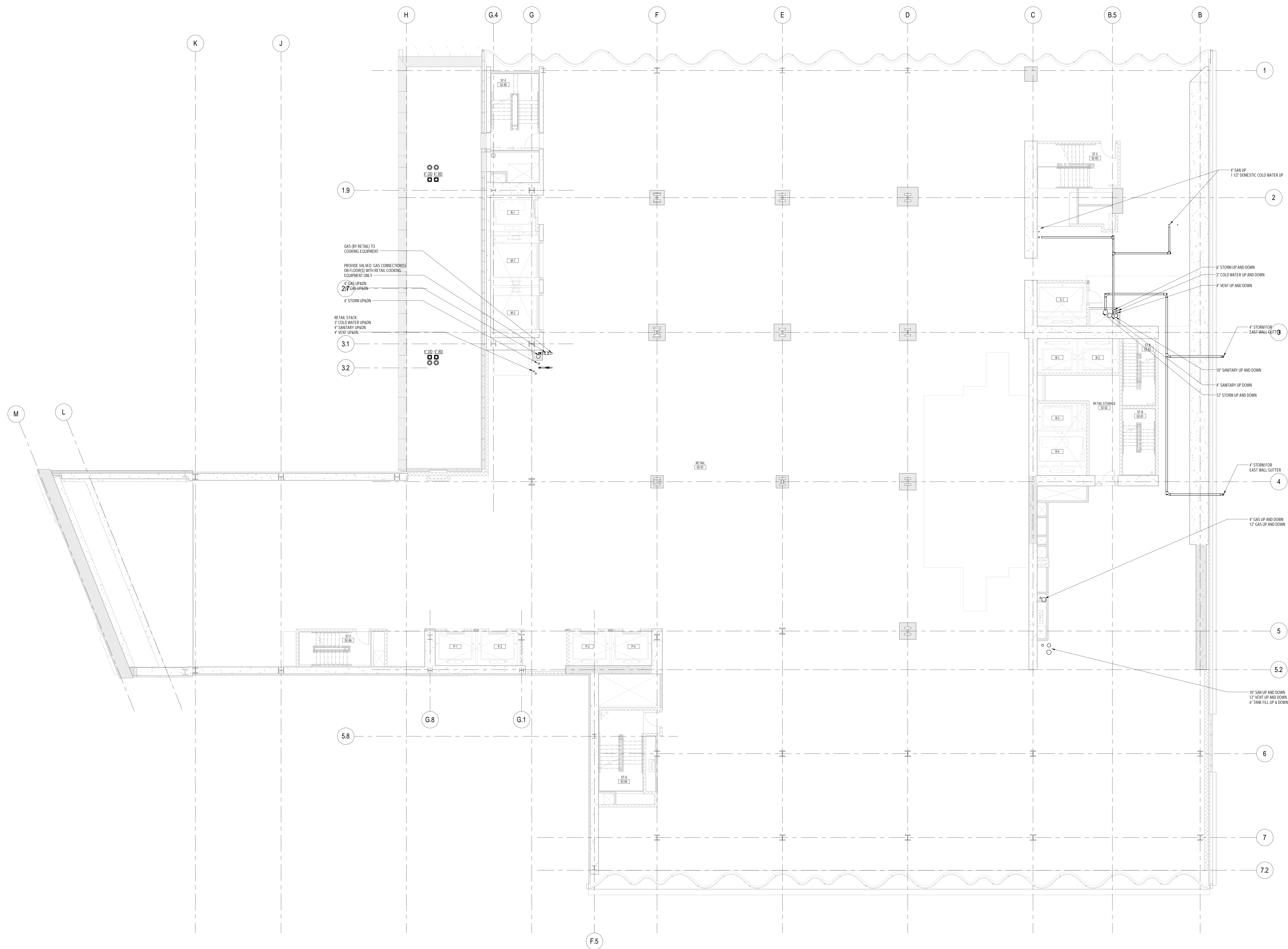
DATE: 04/04/14
 PROJECT No: Y130747-000
 DRAWN: JRD
 CHK: JRD
 SCALE: 1/8" = 1'-0"
 DWG No: **P-105.00**
 DOB PAGE No: 9 of 97
 DOB EMPLOYEE STAMP: DOB B-SCAN:

Damian Titus

Buildings
 APPROVED
 Under Directive 2 of 1975
 Date: 07/09/2015
 NYC Development Hub



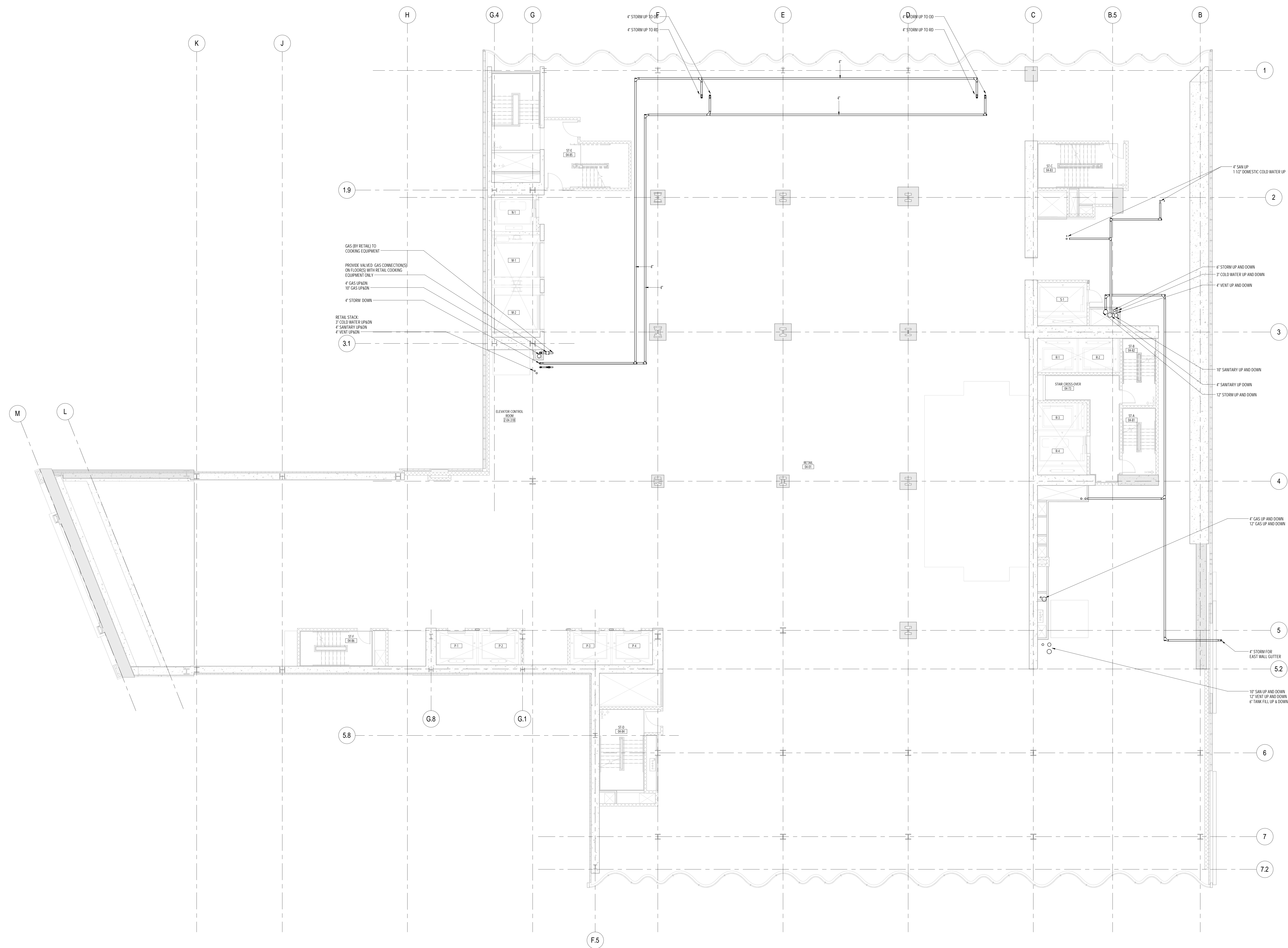
1 GROUND FLOOR PLAN INTERMEDIATE
 1/8" = 1'-0"



1 2nd FLOOR PLAN
SCALE: 1/8" = 1'-0"

<p>KEY PLAN:</p>			
<p>PROJECT NORTH</p>		<p>TRUE NORTH</p>	
<p>DEVELOPER:</p> <p>EXTELL DEVELOPMENT COMPANY 805 THIRD AVENUE, 7TH FLOOR NEW YORK, NY 10022 USA TEL: 212 850 1888 FAX: 212 312 920 1775</p>			
<p>DESIGN ARCHITECT:</p> <p>Base Building Shell & Core ADRIAN SMITH + GORDON GILL ARCHITECTURE 111 WEST MONROE STREET SUITE 2300 CHICAGO, IL 60663 TEL: 312 820 1888 FAX: 312 920 1775</p>			
<p>INTERIOR DESIGNER: Residential</p> <p>Rotet Architecture and Design Studio, PLLC 238 Fifth Ave, 7th Floor New York, NY 10001 TEL: 646 998 7000 FAX: _____</p>			
<p>ARCHITECT OF RECORD: Base Building Shell, Core, & Residential</p> <p>AAI ARCHITECTS, P.C. 401 Wellington St., W. 3rd Floor Toronto, ON M5V 1E7 Canada TEL: 416 967 1500 FAX: 416 967 7150</p>			
<p>STRUCTURAL ENGINEERS:</p> <p>WSP CANTOR SENIUK 228 EAST 45th Street New York, NY 10017 USA TEL: 212 687 9888 FAX: 646 487 5501</p>			
<p>MEP ENGINEERS:</p> <p>AKF GROUP One Liberty Plaza, 166 Broadway, 22nd Floor New York, NY 10006 USA TEL: 212 354 5668 FAX: 212 354 5668</p>			
<p>GEOTECHNICAL ENGINEERS:</p> <p>Langan Engineering & Environmental Services 21 Penn Plaza - 360 West 31st Street, 8th Floor New York, NY 10001-2277 TEL: 212 479 5400 FAX: 212 479 5444</p>			
<p>CODE CONSULTANTS:</p> <p>Construction Consulting Associates 100 Church Street New York, NY 10007 TEL: 212 385 1818 FAX: 212 385 1911</p>			
<p>CURTAINWALL CONSULTANT:</p> <p>A.L.P. Consulting 40 Worth Street, Suite 826 New York, NY 10013 TEL: 212 757 5659 FAX: 646 219 8508</p>			
<p>LANDMARK PRESERVATION CONSULTANT:</p> <p>Jan Hirsh Pokorny Associates, Inc. 39 West 37th Street, 12A New York, NY 10018 TEL: 212 759 6462 FAX: 212 759 6540</p>			
No.	DESCRIPTION	DATE	
1	ISSUED FOR SCHEMATIC DESIGN	04 APR 2014	
2	ISSUED FOR DESIGN DEVELOPMENT	01 JUL 2014	
3	ISSUED FOR DESIGN DEVELOPMENT	31 JUL 2014	
4	CD PROGRESS ISSUE 1	15 OCT 2014	
5	ISSUED FOR BID - PLUMBING	15 OCT 2014	
6	DOB SUBMISSION	19 DEC 2014	
		09 MAR 2015	
<p>DOB SUBMISSION</p>			
<p>Discrepancies must be reported immediately to the Architect before proceeding. Only figured dimensions are to be used. Contractors must check all dimensions on site. This drawing is protected by copyright.</p> <p>ALL DIMENSIONS ARE SHOWN IN IMPERIAL.</p>			
<p>CONSULTANT:</p> <p style="text-align: center; font-size: 2em;">A K E</p> <p style="font-size: 0.8em;">ONE LIBERTY PLAZA, 166 BROADWAY, 22ND FLOOR NEW YORK, NY 10006 T: 212 354 5659 F: 212 354 5668 ADRIAN SMITH + GORDON GILL ARCHITECTURE - NEW YORK 111 WEST MONROE STREET SUITE 2300 CHICAGO, ILLINOIS 60663</p>			
<p>PROJECT:</p> <p style="text-align: center; font-size: 1.2em;">217 WEST 57TH STREET</p> <p style="text-align: center; font-size: 1.2em;">NEW YORK, NY</p>			
<p>DRAWING TITLE:</p> <p style="text-align: center; font-size: 1.5em;">PLUMBING</p> <p style="text-align: center; font-size: 1.5em;">2nd FLOOR PLAN</p>			
<p>SEAL & SIGNATURE:</p> <div style="border: 1px solid black; padding: 5px; width: 150px; float: left;"> </div> <div style="clear: both;"></div>		<p>DATE: 04/24/14</p> <p>PROJECT No: Y130747-000</p> <p>DRAWN: JRD</p> <p>CHK: JRD</p> <p>SCALE: 1/8" = 1'-0"</p> <p>DWG NO:</p> <p style="font-size: 1.5em; font-weight: bold; text-align: center;">P-106.00</p> <p>DOB PAGE No: 10 of 97</p>	
<p>DOB EMPLOYEE STAMP:</p> <div style="border: 1px solid black; padding: 10px; text-align: center; width: 150px; float: left;"> </div> <div style="clear: both;"></div>		<p>DOB B-SCAN:</p>	

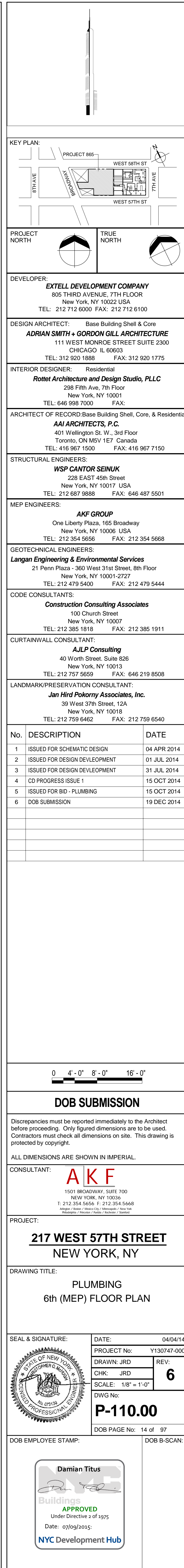
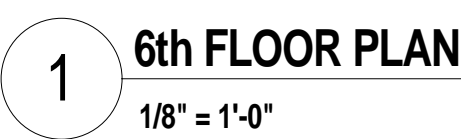


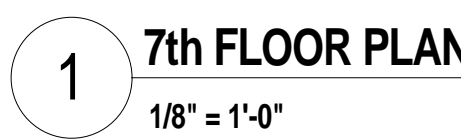


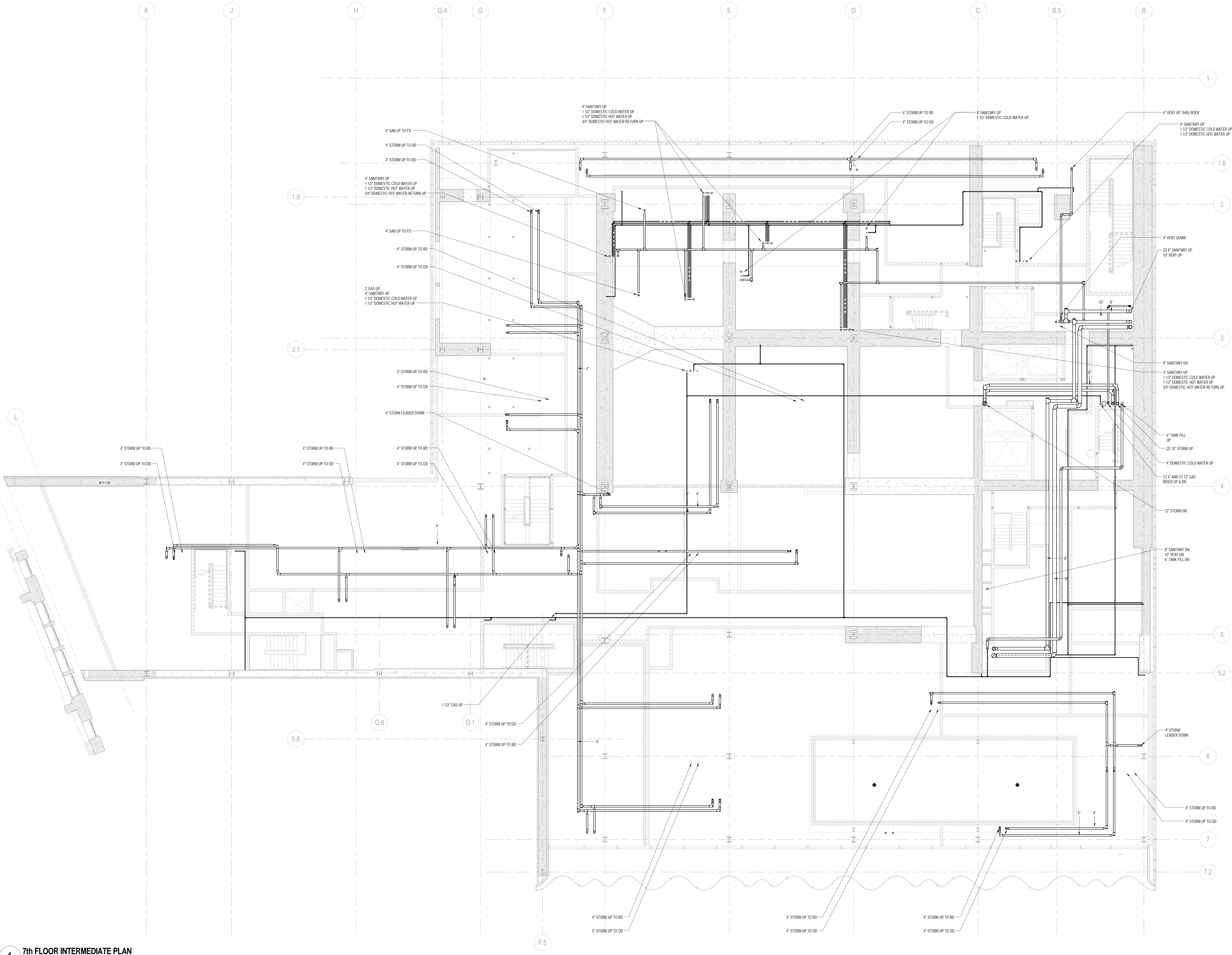
1 4th FLOOR PLAN
SCALE: 1/8" = 1'-0"

PROJECT NORTH 	TRUE NORTH 	
DEVELOPER: EXTELL DEVELOPMENT COMPANY 905 THIRD AVENUE, 7TH FLOOR NEW YORK, NY 10022 USA TEL: 212 712 6000 FAX: 212 712 6100		
DESIGN ARCHITECT: Base Building Shell & Core ADRIAN SMITH + GORDON GILL ARCHITECTURE 111 WEST MONROE STREET SUITE 2300 CHICAGO, IL 60663 TEL: 312 820 1888 FAX: 312 920 1775		
INTERIOR DESIGNER: Residential Rottet Architecture and Design Studio, PLLC 298 Fifth Ave, 7th Floor New York, NY 10001 TEL: 646 998 7000 FAX: 212 687 1500		
ARCHITECT OF RECORD: Base Building Shell, Core, & Residential AAI ARCHITECTS, P.C. 401 Wellington St. W., 3rd Floor Toronto, ON M5V 1E7 Canada TEL: 416 867 1500 FAX: 416 867 7150		
STRUCTURAL ENGINEERS: WSP CANADIAN SEINUK 228 EAST 45th Street New York, NY 10017 USA TEL: 212 687 9868 FAX: 646 487 5501		
MEP ENGINEERS: AKF GROUP One Liberty Plaza, 165 Broadway, 22nd Floor New York, NY 10006 USA TEL: 212 354 5665 FAX: 212 354 5666		
GEOTECHNICAL ENGINEERS: Langan Engineering & Environmental Services 21 Penn Plaza - 360 West 31st Street, 8th Floor New York, NY 10001-2727 TEL: 212 479 5400 FAX: 212 479 5444		
CODE CONSULTANTS: Construction Consulting Associates 100 Church Street New York, NY 10007 TEL: 212 385 1818 FAX: 212 385 1911		
CURTAINWALL CONSULTANT: A.J.P. Consulting 40 Worth Street, Suite 826 New York, NY 10013 TEL: 212 757 5659 FAX: 646 219 8508		
LANDMARK/PRESERVATION CONSULTANT: Jan Hird Pokorny Associates, Inc. 39 West 37th Street, 12A New York, NY 10018 TEL: 212 759 6462 FAX: 212 759 6540		
No.	DESCRIPTION	DATE
1	ISSUED FOR SCHEMATIC DESIGN	04 APR 2014
2	ISSUED FOR DESIGN DEVELOPMENT	01 JUL 2014
3	ISSUED FOR DESIGN DEVELOPMENT	31 JUL 2014
4	CD PROGRESS ISSUE 1	15 OCT 2014
5	ISSUED FOR BID - PLUMBING	15 OCT 2014
6	DOB SUBMISSION	19 DEC 2014
DOB SUBMISSION		
Discrepancies must be reported immediately to the Architect before proceeding. Only figured dimensions are to be used. Contractors must check all dimensions on site. This drawing is protected by copyright.		
ALL DIMENSIONS ARE SHOWN IN IMPERIAL.		
CONSULTANT: AKF ONE LIBERTY PLAZA, 165 BROADWAY, 22ND FLOOR NEW YORK, NY 10006 T: 212 354 5659 F: 212 354 5668 <small>AKF is an Equal Opportunity Employer. Minorities and women are encouraged to apply.</small>		
PROJECT: 217 WEST 57TH STREET NEW YORK, NY		
DRAWING TITLE: PLUMBING 4th FLOOR PLAN		
SEAL & SIGNATURE: 	DATE: 04/04/14 PROJECT NO: Y130747-000 DRAWN: JRD CHK: JRD SCALE: 1/8" = 1'-0" DWG NO: P-108.00 DOB PAGE NO: 12 of 97	
DOB EMPLOYEE STAMP:		DOB B-SCAN:
Under Directive 2 of 1975 Date: 07/09/2015 NYC Development Hub		

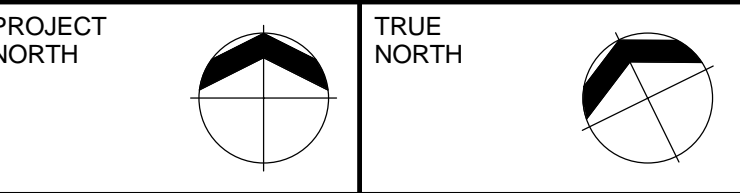
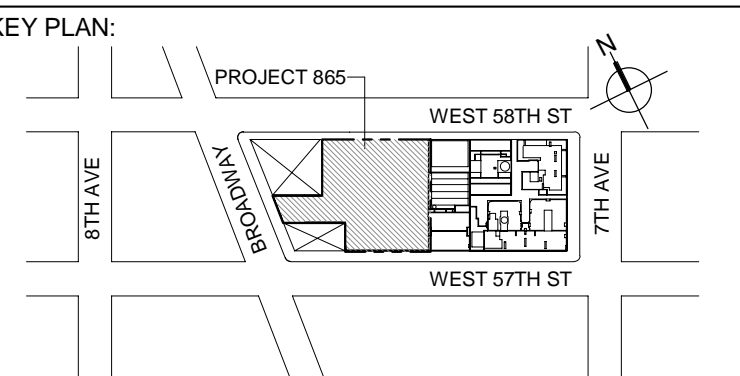








1 7th FLOOR INTERMEDIATE PLAN
1/8" = 1'-0"



DEVELOPER:
EXTELL DEVELOPMENT COMPANY
805 THIRD AVENUE, 7TH FLOOR
New York, NY 10022 USA
TEL: 212 712 6000 FAX: 212 712 6100

DESIGN ARCHITECT:
Base Building Shell & Core
ADRIAN SMITH + GORDON GILL ARCHITECTURE
111 WEST MONROE STREET SUITE 2300
CHICAGO IL 60603
TEL: 312 925 1888 FAX: 312 920 1775

INTERIOR DESIGNER: Residential
Rotter Architecture and Design Studio, PLLC
238 Fifth Ave, 7th Floor
New York, NY 10001
TEL: 646 998 7000 FAX:

ARCHITECT OF RECORD: Base Building Shell, Core, & Residential
AJA ARCHITECTS, P.C.
401 Wellington St., W. 3rd Floor
Toronto, ON M5V 1E7 Canada
TEL: 416 967 1500 FAX: 416 967 7150

STRUCTURAL ENGINEERS:
WSP CANTOR SEINUK
228 EAST 45th Street
New York, NY 10017 USA
TEL: 212 697 9888 FAX: 646 487 5501

MEP ENGINEERS:
AKF GROUP
One Liberty Plaza, 165 Broadway
New York, NY 10006 USA
TEL: 212 354 5656 FAX: 212 354 5668

GEOTECHNICAL ENGINEERS:
Langan Engineering & Environmental Services
21 Penn Plaza - 360 West 37th Street, 8th Floor
New York, NY 10001-2727
TEL: 212 479 5400 FAX: 212 479 5444

CODE CONSULTANTS:
Construction Consulting Associates
100 Church Street
New York, NY 10007
TEL: 212 385 1818 FAX: 212 385 1911

CURTAINWALL CONSULTANT:
AJLP Consulting
40 Worth Street, Suite 828
New York, NY 10013
TEL: 212 757 6659 FAX: 646 219 8508

LANDMARK/PRESERVATION CONSULTANT:
Jan Hird Pokorny Associates, Inc.
39 West 37th Street, 12A
New York, NY 10018
TEL: 212 759 6462 FAX: 212 759 6540

No.	DESCRIPTION	DATE
1	ISSUED FOR SCHEMATIC DESIGN	04 APR 2014
2	ISSUED FOR DESIGN DEVELOPMENT	01 JUL 2014
3	ISSUED FOR DESIGN DEVELOPMENT	31 JUL 2014
4	CD PROGRESS ISSUE 1	15 OCT 2014
5	ISSUED FOR BID - PLUMBING	15 OCT 2014
6	DOB SUBMISSION	19 DEC 2014

0 4'-0" 8'-0" 16'-0"

DOB SUBMISSION

Discrepancies must be reported immediately to the Architect before proceeding. Only figured dimensions are to be used. Contractors must check all dimensions on site. This drawing is protected by copyright.

ALL DIMENSIONS ARE SHOWN IN IMPERIAL.


CONSULTANT:
AKF
1501 BROADWAY, SUITE 700
NEW YORK, NY 10020
T: 212 354 5656 F: 212 354 5668
Website: www.akf-engineers.com Email: info@akf-engineers.com

PROJECT:
217 WEST 57TH STREET
NEW YORK, NY


DRAWING TITLE:
PLUMBING
7th FLOOR INTERMEDIATE PLAN

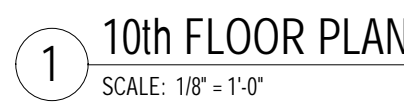
SEAL & SIGNATURE: [Stamp] DATE: 04/04/14
PROJECT No: Y130747-000
DRAWN: JRD REV: 6
CHK: JRD
SCALE: 1/8" = 1'-0"
DWG No: **P-112.00**

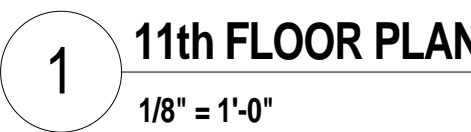
DOB PAGE No: 16 of 97
DOB EMPLOYEE STAMP: [Stamp] DOB B-SCAN: [Stamp]

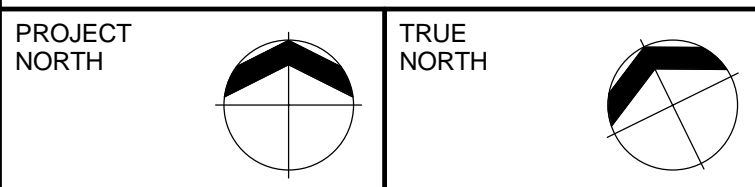




Damian Titus

Buildings
APPROVED
 Under Directive 2 of 1975
 Date: 07/09/2015:
NYC Development Hub







DESIGN ARCHITECT: Base Building Shell & Core
ADRIAN SMITH + GORDON GILL ARCHITECTURE
111 WEST MONROE STREET SUITE 2300
CHICAGO IL 60603
TEL: 312 920 1888 FAX: 312 920 1775

INTERIOR DESIGNER: Residential
Rottet Architecture and Design Studio, PLLC
298 Fifth Ave., 7th Floor
New York, NY 10001
TEL: 646 998 7000 FAX:

ARCHITECT OF RECORD: Base Building Shell, Core, & Residential
AAI ARCHITECTS, P.C.
 401 Wellington St. W., 3rd Floor
 Toronto, ON M5V 1E7 Canada
 TEL: 416 967 1500 FAX: 416 967 7150

STRUCTURAL ENGINEERS:
WSP CANTOR SEINUK
228 EAST 45th Street
New York, NY 10017 USA
TEL: 212 687 9888 FAX: 646 487 5501

MEP ENGINEERS:

AKF GROUP
One Liberty Plaza, 165 Broadway
New York, NY 10006 USA
TEL: 212 354 5656 FAX: 212 354 5668

GEOTECHNICAL ENGINEERS:
Langan Engineering & Environmental Services
21 Penn Plaza - 360 West 31st Street, 8th Floor
New York, NY 10001-2727
TEL: 212 479 5400 FAX: 212 479 5444

CODE CONSULTANTS:
Construction Consulting Associates
100 Church Street
New York, NY 10007
TEL: 212 385 1818 FAX: 212 385 1911

CURTAINWALL CONSULTANT:
AJLP Consulting
40 Worth Street, Suite 826
New York, NY 10013
TEL: 212 757 5659 FAX: 646 219 8508

LANDMARK/PRESERVATION CONSULTANT:
Jan Hird Pokorny Associates, Inc.
39 West 37th Street, 12A
New York, NY 10018
TEL: 212 759 6462 FAX: 212 759 6540

[illegible]

DOB SUBMISSION

Discrepancies must be reported immediately to the Architect before proceeding. Only figured dimensions are to be used. Contractors must check all dimensions on site. This drawing is protected by copyright.


ALL DIMENSIONS ARE SHOWN IN IMPERIAL.

CONSULTANT: **AKF**
1501 BROADWAY, SUITE 700
NEW YORK, NY 10036
T: 212.354.5656 F: 212.354.5668
*Atlanta / Boston / Mexico City / Minneapolis / New York
Philadelphia / Princeton / Seattle / Stockholm / Stamford*

PROJECT: 217 WEST 57TH STREET
NEW YORK, NY


DRAWING TITLE:

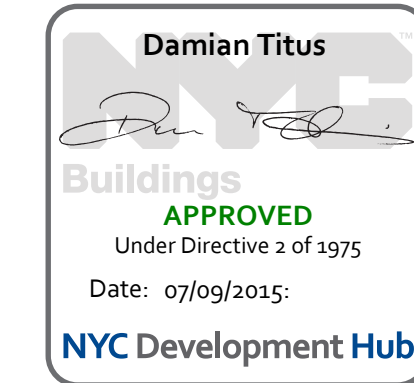
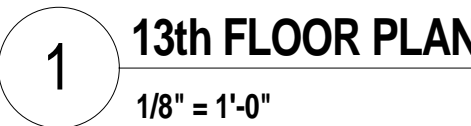
PLUMBING
12th FLOOR PLAN

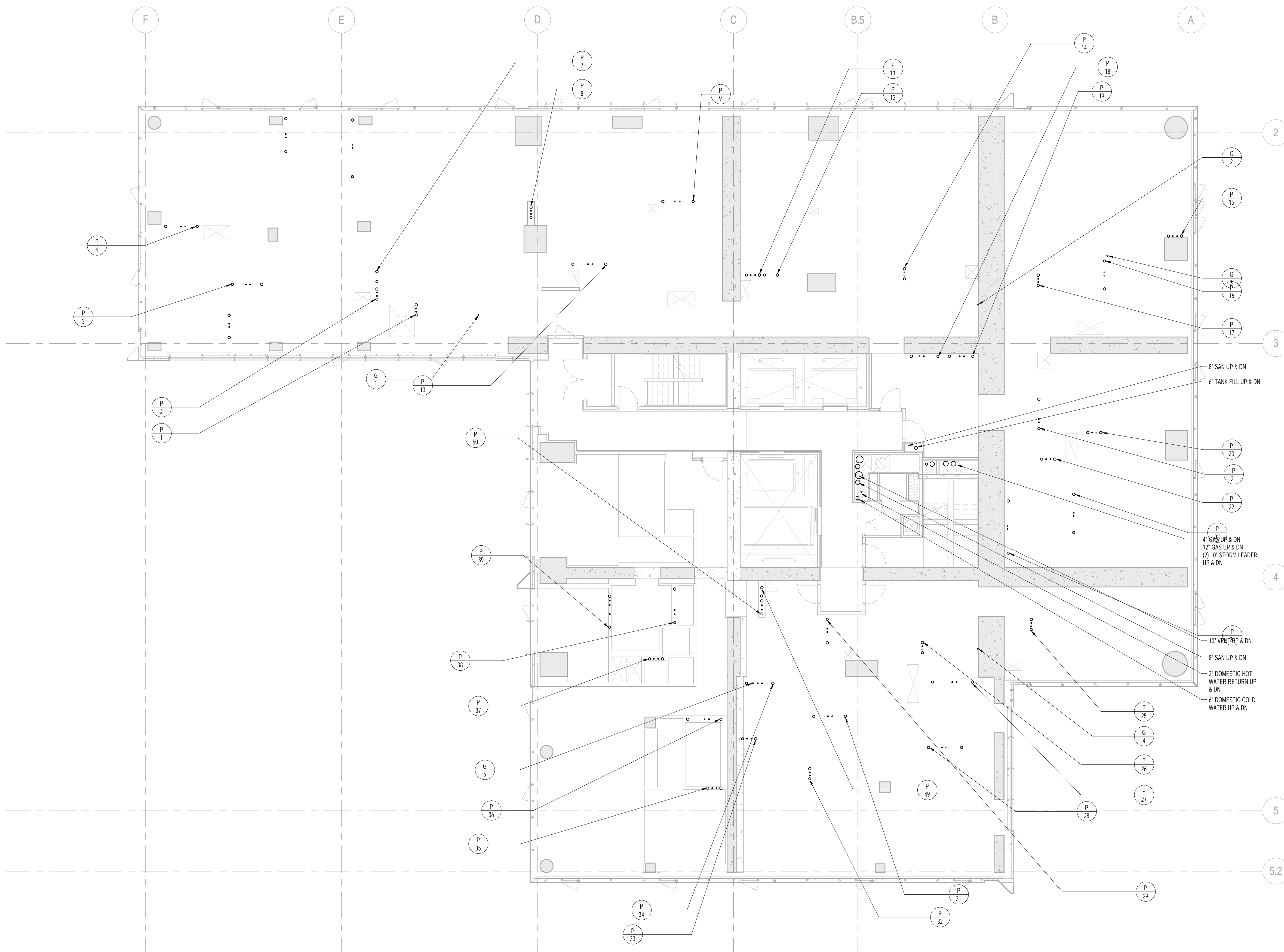
	SEAL & SIGNATURE:	DATE: 12/08/14
		PROJECT No: Y130747-000
		DRAWN: Author
		CHK: Checker
		SCALE: 1/8" = 1'-0"

P-119.00

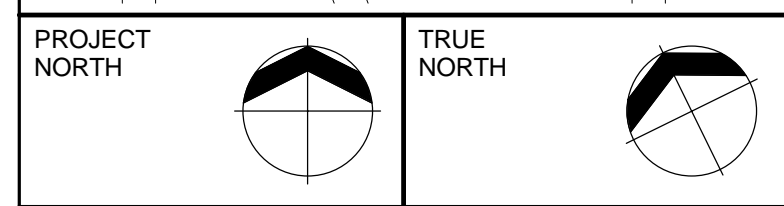
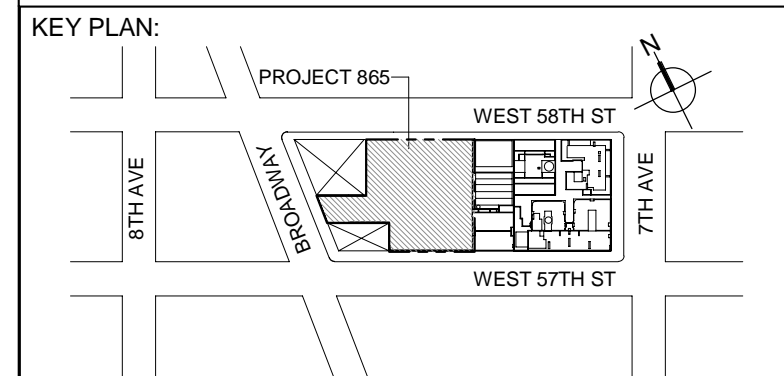
DOB PAGE NO. 22 of 97	
DOB EMPLOYEE STAMP:	DOB B-SCAN:

Damian Titus

Buildings
APPROVED
Under Directive 2 of 1975
Date: 07/09/2015:
NYC Development Hub





1 TYPICAL 14th-17th FLOOR PLANS
1/8" = 1'-0"



DEVELOPER:
EXTELL DEVELOPMENT COMPANY
805 THIRD AVENUE, 7TH FLOOR
New York, NY 10022 USA
TEL: 212 712 6000 FAX: 212 712 6100

DESIGN ARCHITECT:
Base Building Shell & Core
ADRIAN SMITH + GORDON GILL ARCHITECTURE
111 WEST MONROE STREET SUITE 2300
CHICAGO IL 60603
TEL: 312 920 1888 FAX: 312 920 1775

INTERIOR DESIGNER: Residential
Rottet Architecture and Design Studio, PLLC
238 Fifth Ave, 7th Floor
New York, NY 10001
TEL: 646 998 7000 FAX:

ARCHITECT OF RECORD: Base Building Shell, Core, & Residential
AJA ARCHITECTS, P.C.
401 Wellington St. W. 3rd Floor
Toronto, ON M5V 1E7 Canada
TEL: 416 967 1500 FAX: 416 967 7150

STRUCTURAL ENGINEERS:
WSP CANTOR SEINUK
228 EAST 46th Street
New York, NY 10017 USA
TEL: 212 687 9588 FAX: 646 487 5501

MEP ENGINEERS:
AKF GROUP
One Liberty Plaza, 165 Broadway
New York, NY 10006 USA
TEL: 212 354 5656 FAX: 212 354 5668

GEOTECHNICAL ENGINEERS:
Langan Engineering & Environmental Services
21 Penn Plaza - 360 West 37th Street, 8th Floor
New York, NY 10001-2727
TEL: 212 479 5400 FAX: 212 479 5444

CODE CONSULTANTS:
Construction Consulting Associates
100 Church Street
New York, NY 10007
TEL: 212 385 1818 FAX: 212 385 1911

CURTAINWALL CONSULTANT:
JLP Consulting
40 Worth Street, Suite 828
New York, NY 10013
TEL: 212 757 5659 FAX: 646 219 8508

LANDMARK/PRESERVATION CONSULTANT:
Jan Hird Pokorny Associates, Inc.
39 West 37th Street, 12A
New York, NY 10018
TEL: 212 759 6462 FAX: 212 759 6540

No.	DESCRIPTION	DATE
1	CD PROGRESS ISSUE 1	15 OCT 2014
2	ISSUED FOR BID - PLUMBING	15 OCT 2014
3	DOB SUBMISSION	19 DEC 2014

0 4'-0" 8'-0" 16'-0"

DOB SUBMISSION

Discrepancies must be reported immediately to the Architect before proceeding. Only figured dimensions are to be used. Constructors must check all dimensions on site. This drawing is protected by copyright.

ALL DIMENSIONS ARE SHOWN IN IMPERIAL.

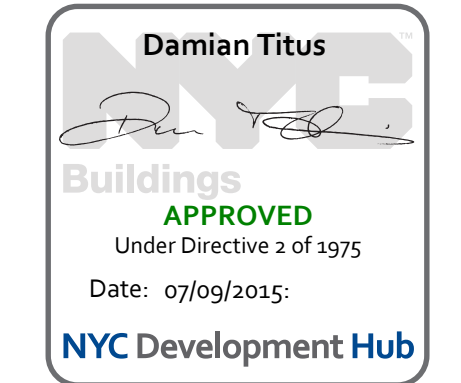
CONSULTANT:
AKF
1501 BROADWAY, SUITE 700
NEW YORK, NY 10020
T: 212 354 5656 F: 212 354 5668
WWW.AKF.COM

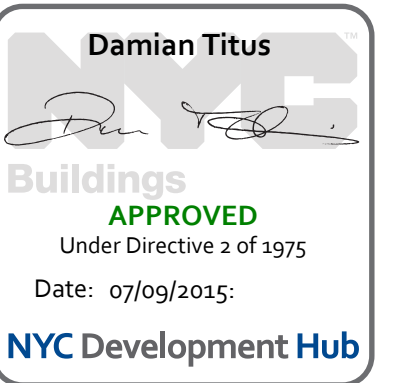
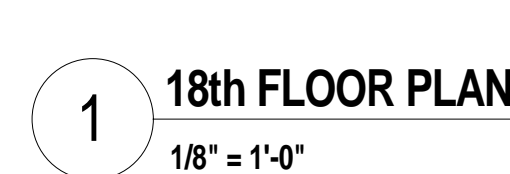
PROJECT:
217 WEST 57TH STREET
NEW YORK, NY

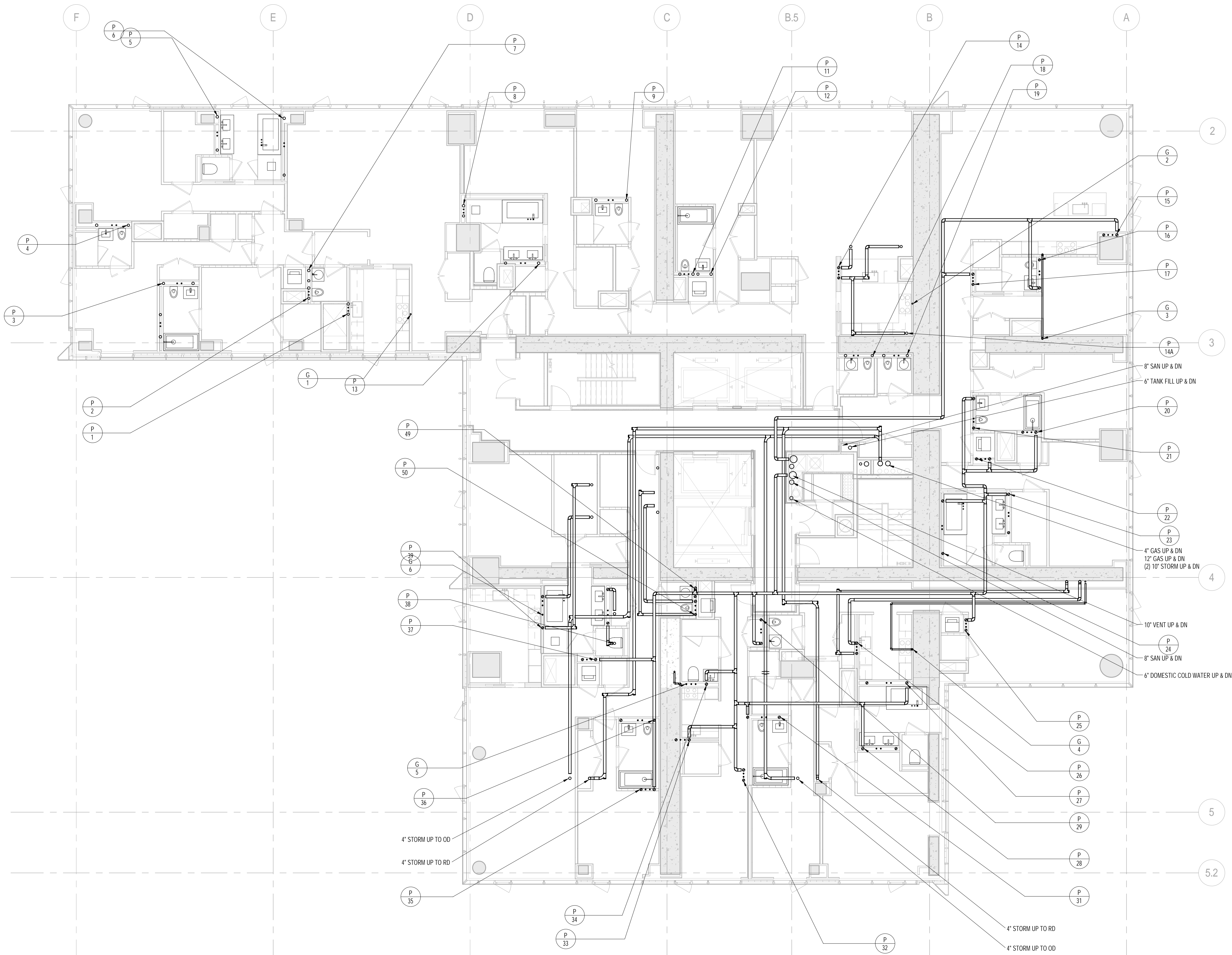
DRAWING TITLE:
PLUMBING
16th FLOOR PLAN (TYPICAL 14th-17th FLOORS)

SEAL & SIGNATURE:	DATE: 10/15/14
	PROJECT No: Y130747-000
	DRAWN: JRD
	CHK: JRD
	SCALE: 1/8" = 1'-0"
DWG No:	REV: 3
DOB PAGE No: 24 of 97	P-122.00

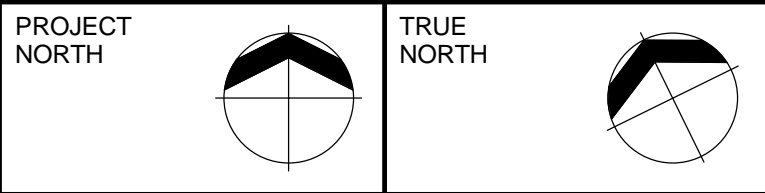
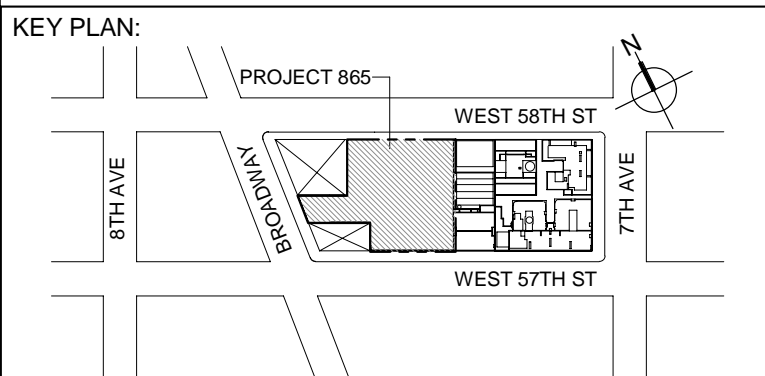
DOB EMPLOYEE STAMP:







1 19th FLOOR PLAN
1/8" = 1'-0"



DEVELOPER:
EXTELL DEVELOPMENT COMPANY
805 THIRD AVENUE, 7TH FLOOR
New York, NY 10022 USA
TEL: 212 712 6000 FAX: 212 712 6100

DESIGN ARCHITECT: Base Building Shell & Core
ADRIAN SMITH + GORDON GILL ARCHITECTURE
111 WEST MONROE STREET SUITE 2300
CHICAGO IL 60603
TEL: 312 925 1888 FAX: 312 920 1775

INTERIOR DESIGNER: Residential
Rottet Architecture and Design Studio, PLLC
238 Fifth Ave, 7th Floor
New York, NY 10001
TEL: 646 998 7000 FAX:

ARCHITECT OF RECORD: Base Building Shell, Core, & Residential
AJA ARCHITECTS, P.C.
401 Wellington St. W. 3rd Floor
Toronto, ON M5V 1E7 Canada
TEL: 416 967 1500 FAX: 416 967 7150

STRUCTURAL ENGINEERS:
WSP CANTOR SEINUK
228 EAST 46th Street
New York, NY 10017 USA
TEL: 212 687 8888 FAX: 646 487 5501

MEP ENGINEERS:
AKF GROUP
One Liberty Plaza, 165 Broadway
New York, NY 10006 USA
TEL: 212 354 5656 FAX: 212 354 5668

GEOTECHNICAL ENGINEERS:
Langan Engineering & Environmental Services
21 Penn Plaza - 360 West 37th Street, 8th Floor
New York, NY 10001-2727
TEL: 212 479 5400 FAX: 212 479 5444

CODE CONSULTANTS:
Construction Consulting Associates
100 Church Street
New York, NY 10007
TEL: 212 385 1818 FAX: 212 385 1911

CURTAINWALL CONSULTANT:
AJLP Consulting
40 Worth Street, Suite 828
New York, NY 10013
TEL: 212 757 5659 FAX: 646 219 8508

LANDMARK/PRESERVATION CONSULTANT:
Jan Hird Pokorny Associates, Inc.
39 West 37th Street, 12A
New York, NY 10018
TEL: 212 759 6462 FAX: 212 759 6540

No.	DESCRIPTION	DATE
1	ISSUED FOR SCHEMATIC DESIGN	04 APR 2014
2	ISSUED FOR DESIGN DEVELOPMENT	01 JUL 2014
3	ISSUED FOR DESIGN DEVELOPMENT	31 JUL 2014
4	CD PROGRESS ISSUE 1	15 OCT 2014
5	ISSUED FOR BID - PLUMBING	15 OCT 2014
6	DOB SUBMISSION	19 DEC 2014

0 4'-0" 8'-0" 16'-0"

DOB SUBMISSION

Discrepancies must be reported immediately to the Architect before proceeding. Only figured dimensions are to be used. Contractors must check all dimensions on site. This drawing is protected by copyright.

ALL DIMENSIONS ARE SHOWN IN IMPERIAL.

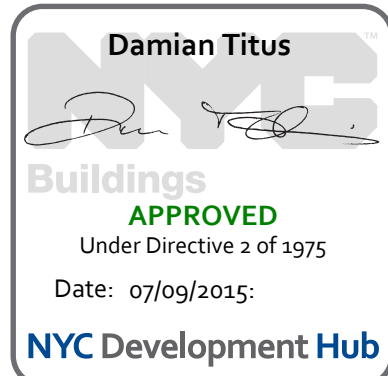
CONSULTANT:
AKF
1501 BROADWAY, SUITE 700
NEW YORK, NY 10020
T: 212 354 5656 F: 212 354 5668
Mobile: 917 999 0000 / 917 999 0001

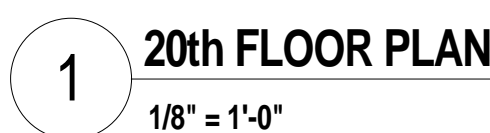
PROJECT:
217 WEST 57TH STREET
NEW YORK, NY

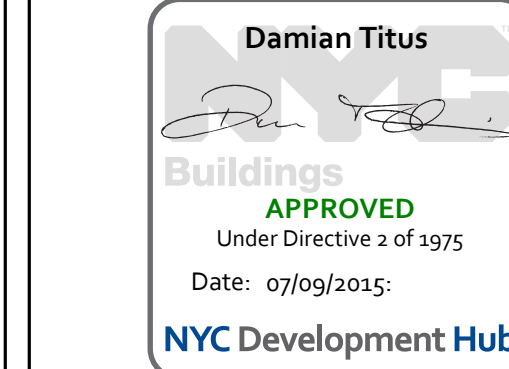

DRAWING TITLE:
PLUMBING
19th FLOOR PLAN

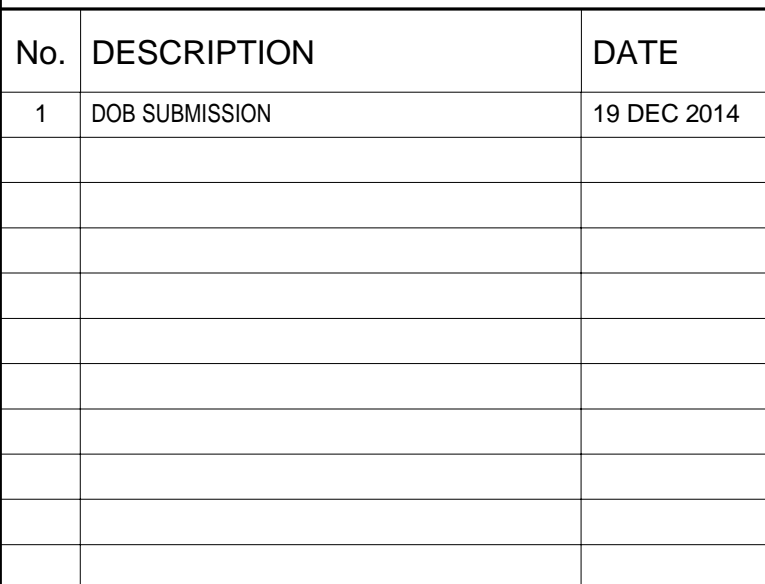
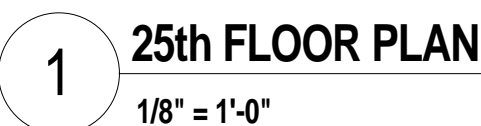
SEAL & SIGNATURE:	DATE: 04/04/14
	PROJECT No: Y130747-000
	DRAWN: JRD REV: 6
	CHK: JRD
	SCALE: 1/8" = 1'-0"
DWG No:	P-125.00

DOB PAGE No: 26 of 97
DOB EMPLOYEE STAMP: DOB B-SCAN:









Discrepancies must be reported immediately to the Architect before proceeding. Only figured dimensions are to be used. Contractors must check all dimensions on site. This drawing is protected by copyright.

ALL DIMENSIONS ARE SHOWN IN IMPERIAL

CONSULTAN

A K F

1501 BROADWAY, SUITE 700
NEW YORK, NY 10036
T: 212.354.5656 F: 212.354.5661
Atletico / Boston / Mexico City / Minneapolis / New York

PROJECT

217 WEST 57TH STREET
NEW YORK, NY

DRAWING TITLE:

PLUMBING
25th FLOOR PLAN

SEAL & SIGNATURE:

DATE:	12/16/14
-------	----------

PROJECT No: Y130747-000

DRAWN: Author	REV:
---------------	------

CHK- Checker	1
--------------	---

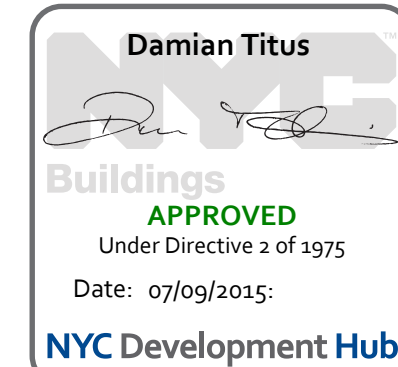
SCALE: 1/8" = 1'-0"

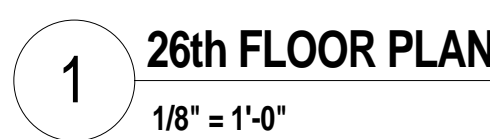
DWG No:

D 121.00

P-131.00

DOR EMPLOYEE STAMP:





PROJECT NORTH		TRUE NORTH	
---------------	--	------------	--

DESIGN ARCHITECT: Base Building Shell & Core
ADRIAN SMITH + GORDON GILL ARCHITECTURE
111 WEST MONROE STREET SUITE 2300
CHICAGO IL 60603
TEL: 312 920 1888 FAX: 312 920 1775

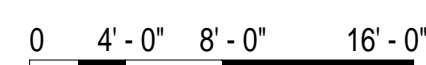
ARCHITECT OF RECORD: Base Building Shell, Core, & Residential
AAI ARCHITECTS, P.C.
 401 Wellington St. W., 3rd Floor
 Toronto, ON M5V 1E7 Canada
 TEL: 416 967 1500 FAX: 416 967 7150

MEP ENGINEERS:

AKF GROUP
One Liberty Plaza, 165 Broadway
New York, NY 10006 USA
TEL: 212 354 5656 FAX: 212 354 5668

CODE CONSULTANTS:
Construction Consulting Associates
100 Church Street
New York, NY 10007
TEL: 212 385 1818 FAX: 212 385 1911

LANDMARK/PRESERVATION CONSULTANT:
Jan Hird Pokorny Associates, Inc.
39 West 37th Street, 12A
New York, NY 10018
TEL: 212 759 6462 FAX: 212 759 6540



DOB SUBMISSION

Discrepancies must be reported immediately to the Architect before proceeding. Only figured dimensions are to be used. Contractors must check all dimensions on site. This drawing is protected by copyright.

ALL DIMENSIONS ARE SHOWN IN IMPERIAL.


CONSULTANT: **AKF**
1501 BROADWAY, SUITE 700
NEW YORK, NY 10036
T: 212.354.5656 F: 212.354.5668
*Atlanta / Boston / Chicago / Dallas / Denver / Detroit / Houston / Los Angeles / Miami / New York
Philadelphia / Phoenix / Portland / San Francisco / Seattle / Washington, DC*

PROJECT:

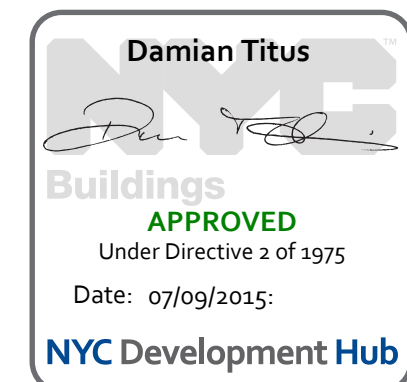
217 WEST 57TH STREET
NEW YORK, NY

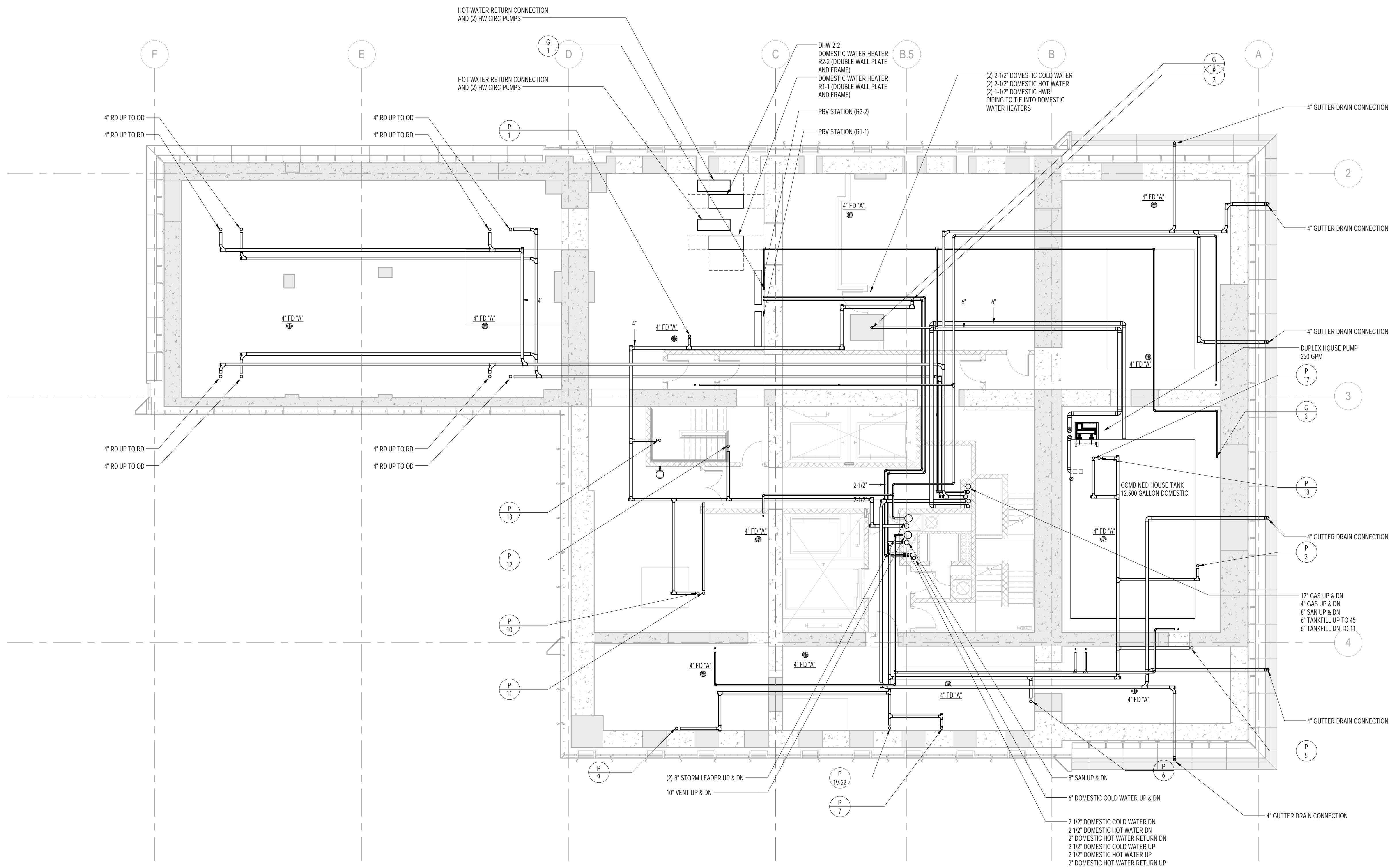
DRAWING TITLE:

PLUMBING
26th FLOOR PLAN


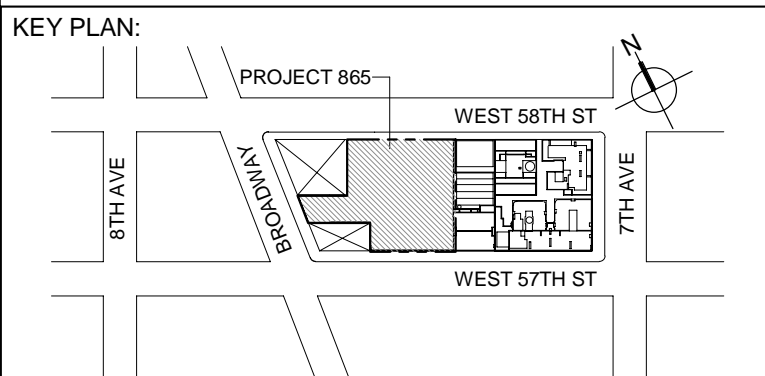
	DATE: 04/04/14	
	PROJECT No: Y130747-000	
	DRAWN: JRD	REV:
	CHK: JRD	6
	SCALE: 1/8" = 1'-0"	
DWG No:		
P-132.00		

DOB EMPLOYEE STAMP:		DOB B-SCAN:
---------------------	--	-------------





1 27th FLOOR PLAN
1/8" = 1'-0"



DEVELOPER:
EXTELL DEVELOPMENT COMPANY
805 THIRD AVENUE, 7TH FLOOR
New York, NY 10022 USA
TEL: 212 712 6000 FAX: 212 712 6100

DESIGN ARCHITECT: Base Building Shell & Core
ADRIAN SMITH + GORDON GILL ARCHITECTURE
111 WEST MONROE STREET SUITE 2300
CHICAGO, IL 60603
TEL: 312 925 1888 FAX: 312 920 1775

INTERIOR DESIGNER: Residential
Rottet Architecture and Design Studio, PLLC
288 Fifth Ave, 7th Floor
New York, NY 10001
TEL: 646 998 7000 FAX:

ARCHITECT OF RECORD: Base Building Shell, Core, & Residential
AJM ARCHITECTS, P.C.
401 Wellington St. W., 3rd Floor
Toronto, ON M5V 1E7 Canada
TEL: 416 967 1500 FAX: 416 967 7150

STRUCTURAL ENGINEERS:
WSP CANTOR SEINUK
228 EAST 46th Street
New York, NY 10017 USA
TEL: 212 687 9888 FAX: 646 487 5501

MEP ENGINEERS:
AKF GROUP
One Liberty Plaza, 165 Broadway
New York, NY 10006 USA
TEL: 212 354 5656 FAX: 212 354 5668

GEOTECHNICAL ENGINEERS:
Langan Engineering & Environmental Services
21 Penn Plaza - 360 West 37th Street, 8th Floor
New York, NY 10001-2727
TEL: 212 479 5400 FAX: 212 479 5444

CODE CONSULTANTS:
Construction Consulting Associates
100 Church Street
New York, NY 10007
TEL: 212 385 1818 FAX: 212 385 1911

CURTAINWALL CONSULTANT:
J.L.P. Consulting
40 Worth Street, Suite 828
New York, NY 10013
TEL: 212 757 5659 FAX: 646 219 8508

LANDMARK/PRESERVATION CONSULTANT:
Jan Hird Pokorny Associates, Inc.
39 West 37th Street, 12A
New York, NY 10018
TEL: 212 759 6462 FAX: 212 759 6540

No.	DESCRIPTION	DATE
1	ISSUED FOR SCHEMATIC DESIGN	04 APR 2014
2	ISSUED FOR DESIGN DEVELOPMENT	01 JUL 2014
3	ISSUED FOR DESIGN DEVELOPMENT	31 JUL 2014
4	CD PROGRESS ISSUE 1	15 OCT 2014
5	ISSUED FOR BID - PLUMBING	15 OCT 2014
6	DOB SUBMISSION	19 DEC 2014

0 4'-0" 8'-0" 16'-0"

DOB SUBMISSION

Discrepancies must be reported immediately to the Architect before proceeding. Only figured dimensions are to be used. Contractors must check all dimensions on site. This drawing is protected by copyright.

ALL DIMENSIONS ARE SHOWN IN IMPERIAL.

CONSULTANT:
AKF
1501 BROADWAY, SUITE 700
NEW YORK, NY 10020
T: 212 354 5656 F: 212 354 5668
Website: www.akfgroup.com

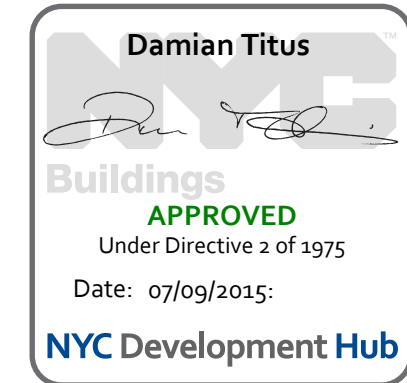
PROJECT:
217 WEST 57TH STREET
NEW YORK, NY

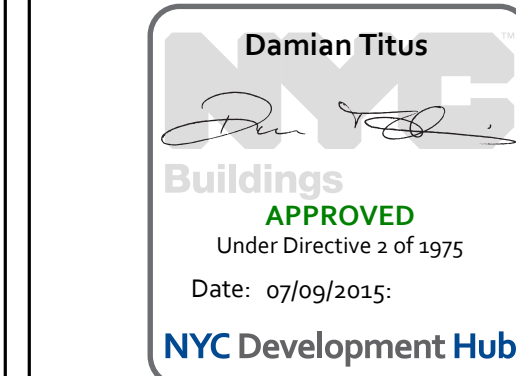
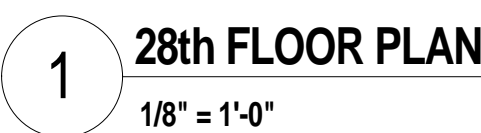

DRAWING TITLE:
PLUMBING
27th (MEP) FLOOR PLAN

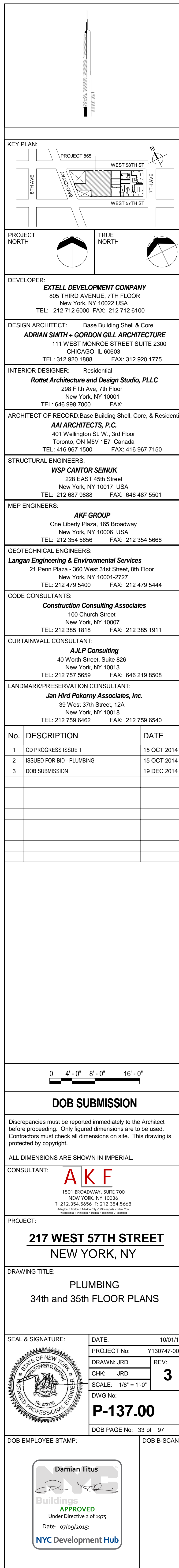
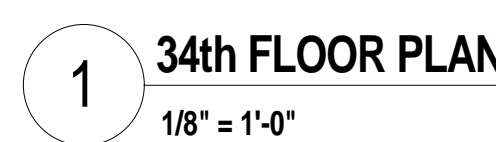
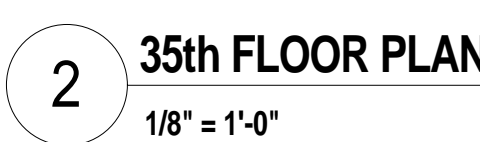
SEAL & SIGNATURE:	DATE: 04/04/14
	PROJECT No: Y130747-000
	DRAWN: JRD REV: 6
	CHK: JRD
	SCALE: 1/8" = 1'-0"
DWG No:	P-133.00

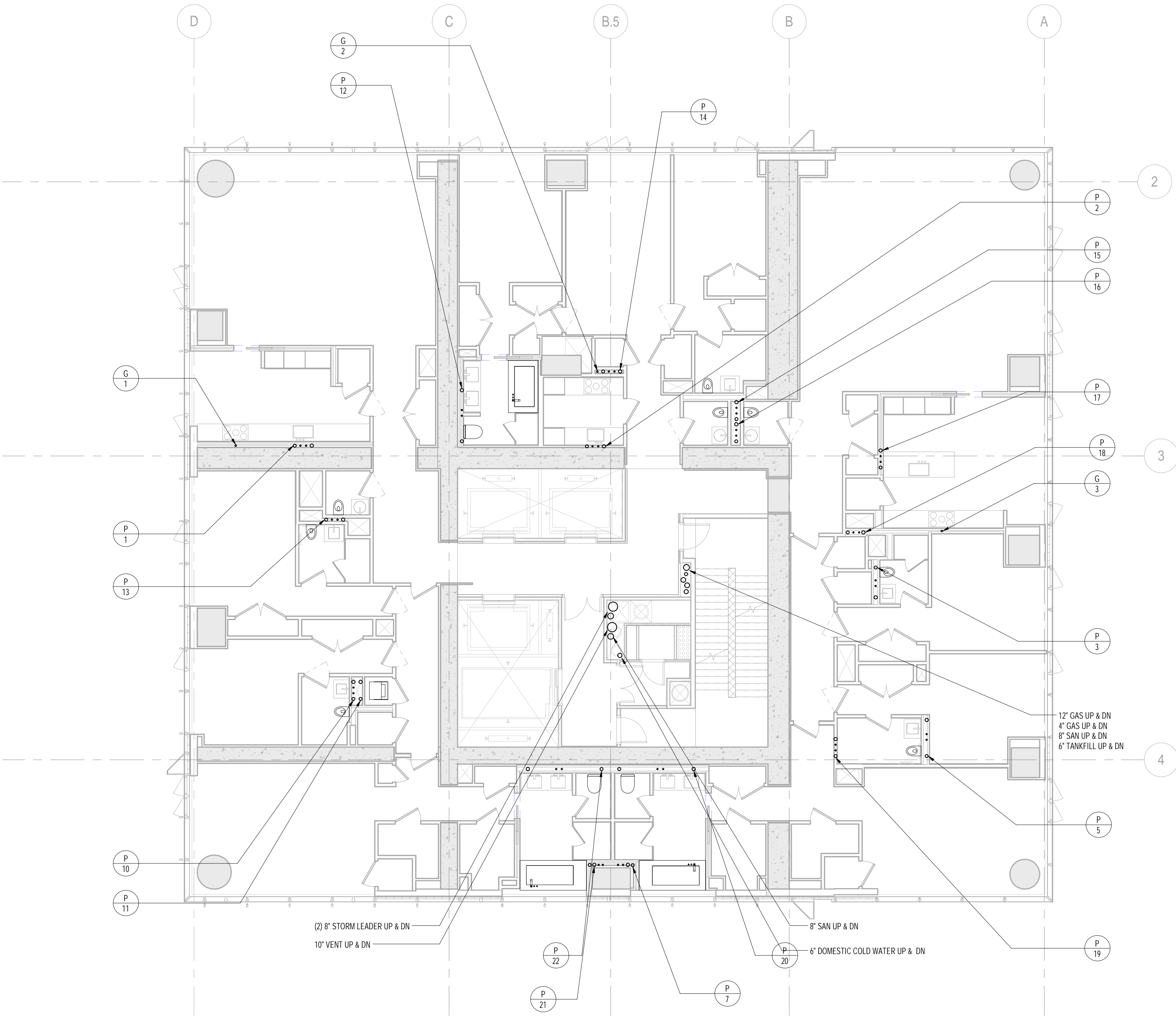
DOB PAGE No: 31 of 97

DOB EMPLOYEE STAMP: DOB B-SCAN:

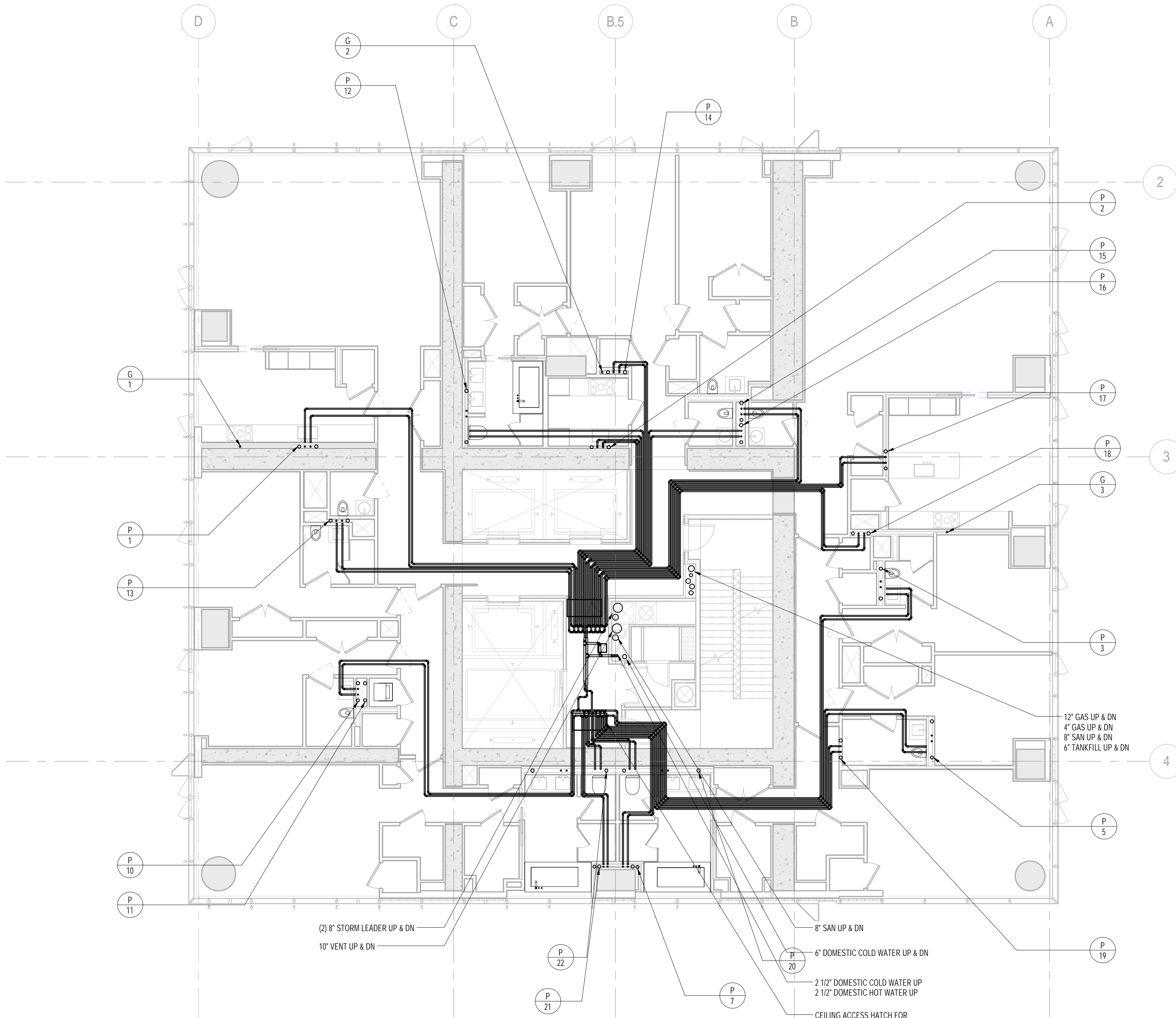




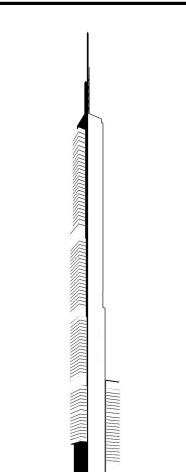




1 36th FLOOR PLAN
1/8" = 1'-0"

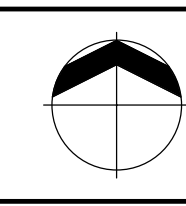


2 37th FLOOR PLAN
1/8" = 1'-0"

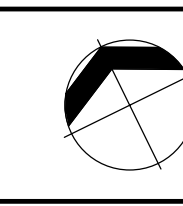


KEY PLAN:
PROJECT 605 - WEST 57TH ST
7TH AVE
7TH AVE
WEST 57TH ST

PROJECT NORTH



TRUE NORTH



DEVELOPER:
EXTELL DEVELOPMENT COMPANY
805 THIRD AVENUE, 7TH FLOOR
New York, NY 10022 USA
TEL: 212 712 6000 FAX: 212 712 6100

DESIGN ARCHITECT:
Base Building Shell & Core
ADRIAN SMITH + GORDON GILL ARCHITECTURE
111 WEST MONROE STREET SUITE 2300
CHICAGO IL 60603
TEL: 312 925 1888 FAX: 312 920 1775

INTERIOR DESIGNER:
Residential
Rotet Architecture and Design Studio, PLLC
238 Fifth Ave, 7th Floor
New York, NY 10001
TEL: 646 998 7000 FAX:

ARCHITECT OF RECORD: Base Building Shell, Core, & Residential
AJA ARCHITECTS, P.C.
401 Wellington St. W., 3rd Floor
Toronto, ON M5V 1E7 Canada
TEL: 416 967 1500 FAX: 416 967 7150

STRUCTURAL ENGINEERS:
WSP CANTOR SEINUK
228 EAST 45th Street
New York, NY 10017 USA
TEL: 212 687 8588 FAX: 646 487 5501

MEP ENGINEERS:
AKF GROUP
One Liberty Plaza, 165 Broadway
New York, NY 10006 USA
TEL: 212 354 5656 FAX: 212 354 5668

GEOTECHNICAL ENGINEERS:
Langan Engineering & Environmental Services
21 Penn Plaza - 360 West 37th Street, 8th Floor
New York, NY 10018-2727
TEL: 212 479 5400 FAX: 212 479 5444

CODE CONSULTANTS:
Construction Consulting Associates
100 Church Street
New York, NY 10007
TEL: 212 385 1818 FAX: 212 385 1911

CURTAINWALL CONSULTANT:
AJLP Consulting
40 Worth Street, Suite 828
New York, NY 10013
TEL: 212 757 5659 FAX: 646 219 8508

LANDMARK/PRESERVATION CONSULTANT:
Jan Hird Pokorny Associates, Inc.
39 West 37th Street, 12A
New York, NY 10018
TEL: 212 759 6462 FAX: 212 759 6540

No.	DESCRIPTION	DATE
1	CD PROGRESS ISSUE 1	15 OCT 2014
2	ISSUED FOR BID - PLUMBING	15 OCT 2014
3	DOB SUBMISSION	19 DEC 2014

0 4'-0" 8'-0" 16'-0"

DOB SUBMISSION


Discrepancies must be reported immediately to the Architect before proceeding. Only figured dimensions are to be used. Contractors must check all dimensions on site. This drawing is protected by copyright.

ALL DIMENSIONS ARE SHOWN IN IMPERIAL.

CONSULTANT:
AKF
1501 BROADWAY, SUITE 700
NEW YORK, NY 10020
T: 212 354 5656 F: 212 354 5668
Website: www.akfgroup.com Email: info@akfgroup.com

PROJECT:
217 WEST 57TH STREET
NEW YORK, NY

DRAWING TITLE:
PLUMBING
36th and 37th FLOOR PLANS

SEAL & SIGNATURE:	DATE:	10/01/14
	PROJECT No:	Y130747-000
	DRAWN: JRD	REV:
	CHK: JRD	3
	SCALE: 1/8" = 1'-0"	
DWG No:	P-138.00	
DOB PAGE No:	34 of 97	
DOB EMPLOYEE STAMP:	DOB B-SCAN:	

Damian Titus

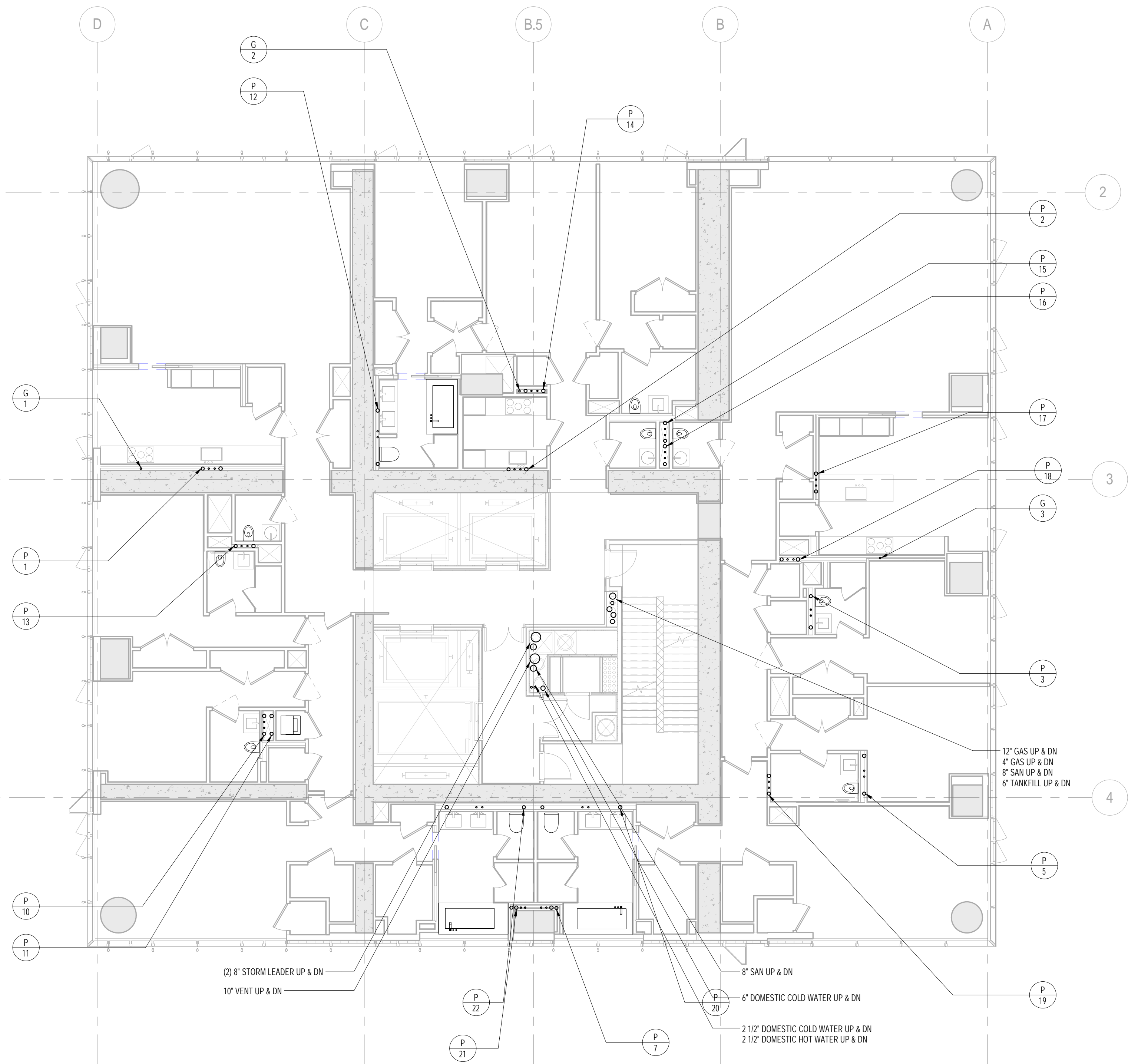
Buildings

APPROVED

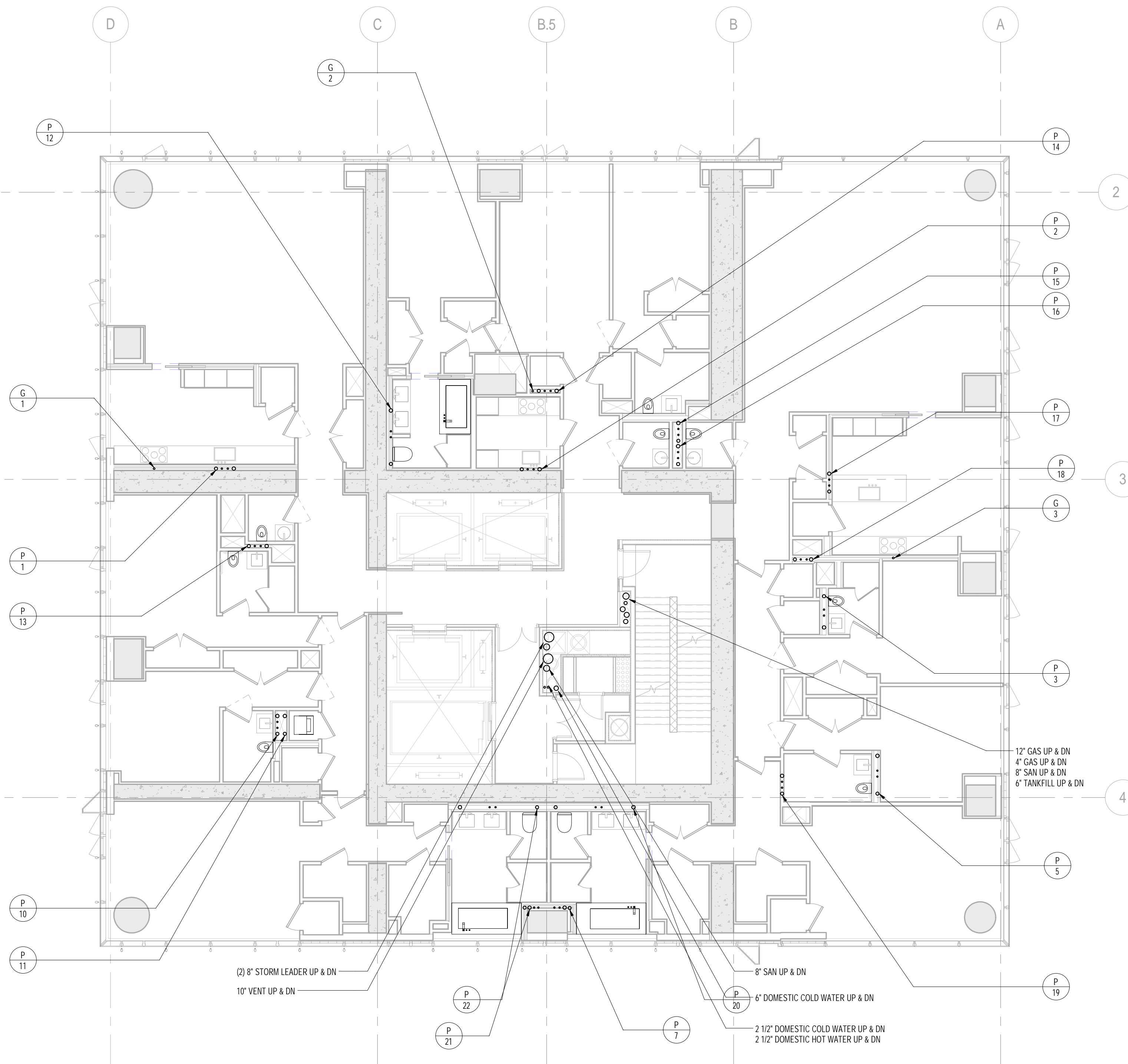
Under Directive 2 of 1975

Date: 07/09/2015

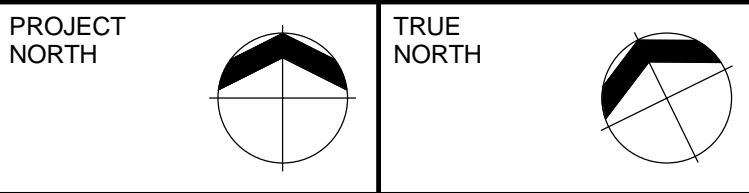
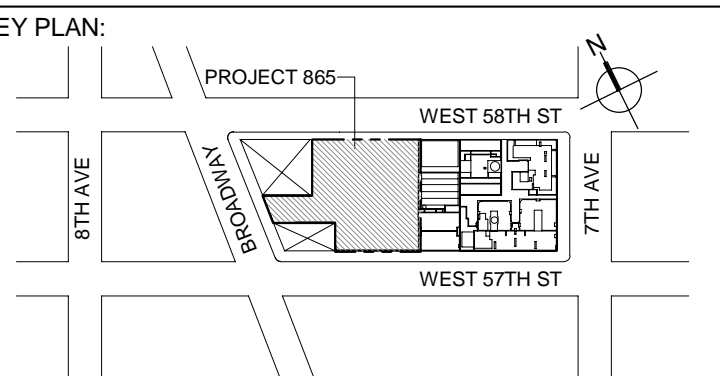
NYC Development Hub



2 TYPICAL 39th-43rd FLOOR PLANS
1/8" = 1'-0"



1 38th FLOOR PLAN
1/8" = 1'-0"



DEVELOPER:
EXTELL DEVELOPMENT COMPANY
805 THIRD AVENUE, 7TH FLOOR
NEW YORK, NY 10022 USA
TEL: 212 712 6000 FAX: 212 712 6100

DESIGN ARCHITECT: Base Building Shell & Core
ADRIAN SMITH + GORDON GILL ARCHITECTURE
CHICAGO, IL 60603
TEL: 312 925 1888 FAX: 312 920 1775

INTERIOR DESIGNER: Residential
Rotet Architecture and Design Studio, PLLC
238 FIFTH AVE., 7TH FLOOR
NEW YORK, NY 10001
TEL: 646 998 7000 FAX:

ARCHITECT OF RECORD: Base Building Shell, Core, & Residential
AJA ARCHITECTS, P.C.
401 WASHINGTON ST., 3RD FLOOR
TORONTO, ON M5V 1E7 CANADA
TEL: 416 967 1500 FAX: 416 967 7150

STRUCTURAL ENGINEERS:
WSP CANTOR SEINUK
228 EAST 45th STREET
NEW YORK, NY 10017 USA
TEL: 212 687 8588 FAX: 646 487 5501

MEP ENGINEERS:
AKF GROUP
ONE LIBERTY PLAZA, 165 BROADWAY
NEW YORK, NY 10006 USA
TEL: 212 354 5656 FAX: 212 354 5668

GEOTECHNICAL ENGINEERS:
Langan Engineering & Environmental Services
21 PERS PLAZA - 360 WEST 37th STREET, 8th FLOOR
NEW YORK, NY 10017-2727
TEL: 212 479 5400 FAX: 212 479 5444

CODE CONSULTANTS:
Construction Consulting Associates
100 Church Street
New York, NY 10007
TEL: 212 385 1818 FAX: 212 385 1911

CURTAINWALL CONSULTANT:
AJLP Consulting
40 Worth Street, Suite 828
New York, NY 10013
TEL: 212 757 5659 FAX: 646 219 8508

LANDMARK/PRESERVATION CONSULTANT:
Jan Hird Pokorny Associates, Inc.
39 West 37th Street, 12A
New York, NY 10018
TEL: 212 759 6462 FAX: 212 759 6540

No.	DESCRIPTION	DATE
1	ISSUED FOR SCHEMATIC DESIGN	04 APR 2014
2	ISSUED FOR DESIGN DEVELOPMENT	01 JUL 2014
3	ISSUED FOR DESIGN DEVELOPMENT	31 JUL 2014
4	CD PROGRESS ISSUE 1	15 OCT 2014
5	ISSUED FOR BID - PLUMBING	15 OCT 2014
6	DOB SUBMISSION	19 DEC 2014

0 4' - 0" 8' - 0" 16' - 0"

DOB SUBMISSION

Discrepancies must be reported immediately to the Architect before proceeding. Only figured dimensions are to be used. Contractors must check all dimensions on site. This drawing is protected by copyright.

ALL DIMENSIONS ARE SHOWN IN IMPERIAL.

CONSULTANT:
AKF
1501 BROADWAY, SUITE 700
NEW YORK, NY 10020
T: 212 354 5656 F: 212 354 5668
WWW.AKF.COM

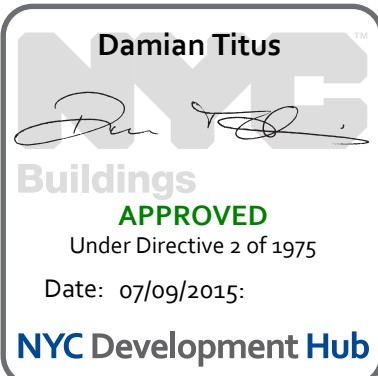
PROJECT:
217 WEST 57TH STREET
NEW YORK, NY

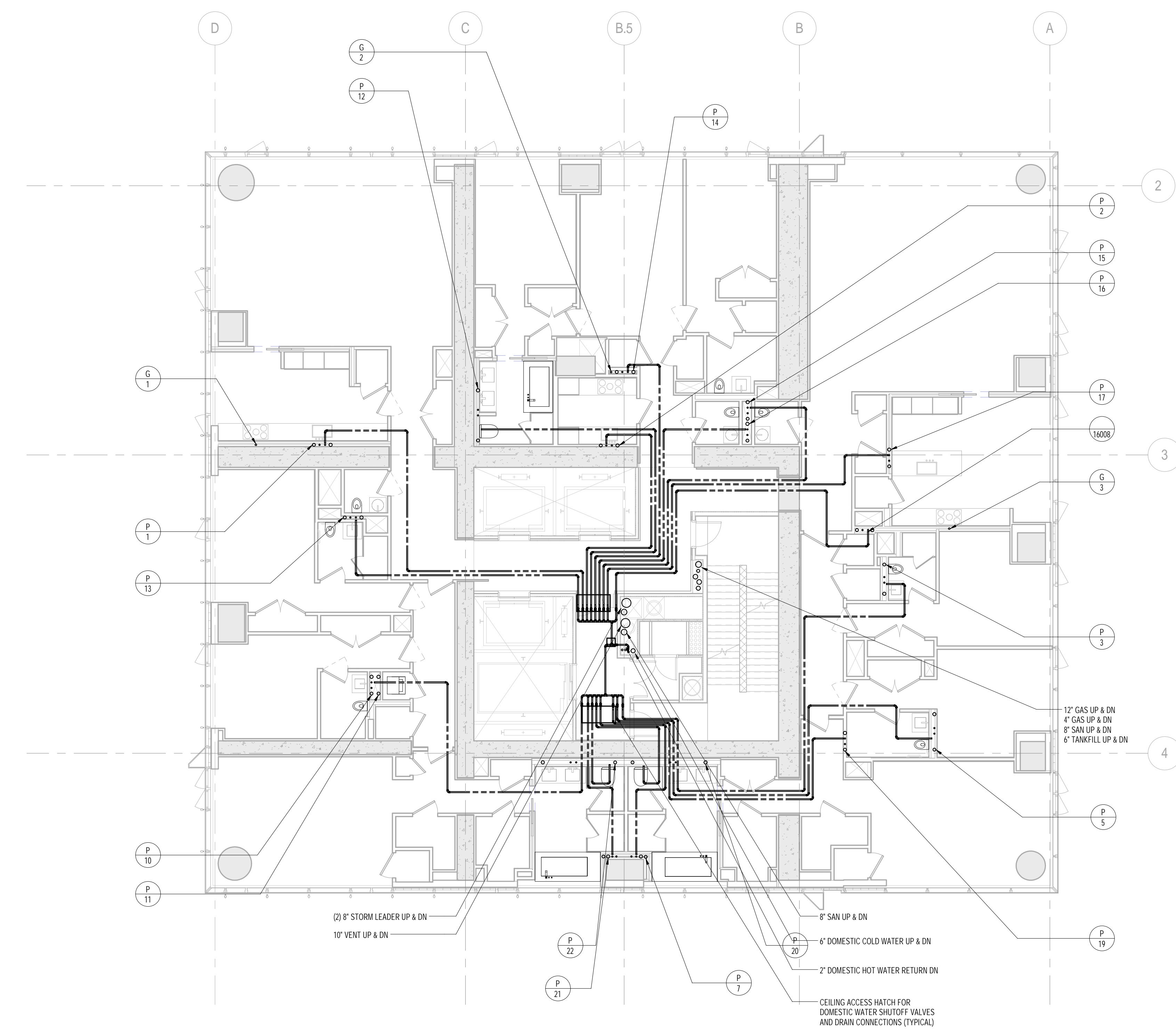
DRAWING TITLE:
PLUMBING
38th and 39th FLOOR PLANS
(TYPICAL 39th-43rd FLOORS)

SEAL & SIGNATURE:	DATE:	04/04/14
	PROJECT No:	Y130747-000
	DRAWN: JRD	REV:
	CHK: JRD	6
	SCALE: 1/8" = 1'-0"	
DWG No:	P-139.00	

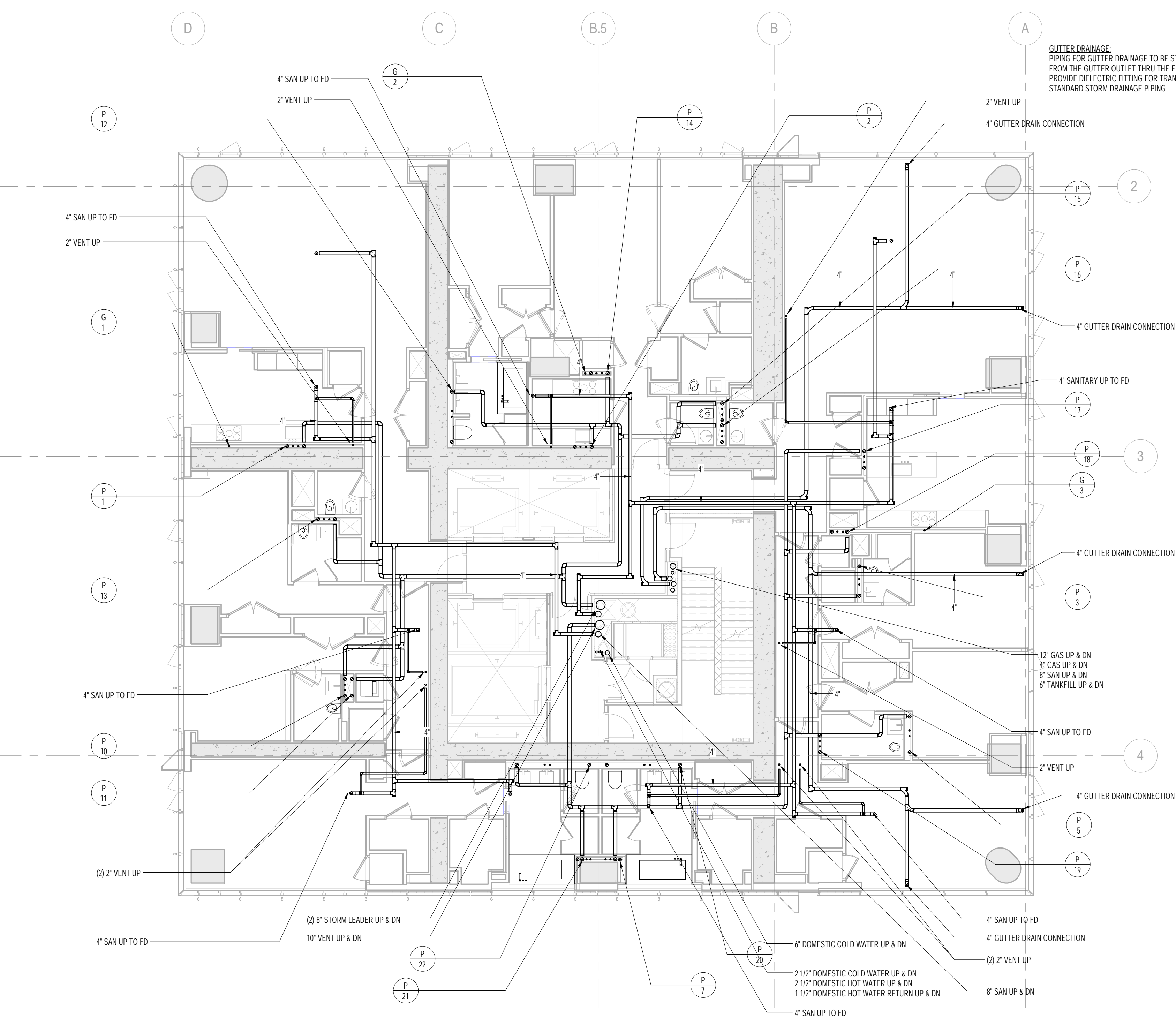
DOB PAGE No: 35 of 97

DOB EMPLOYEE STAMP:



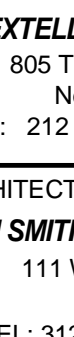
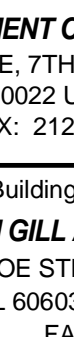
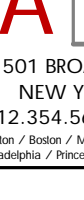


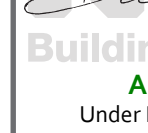


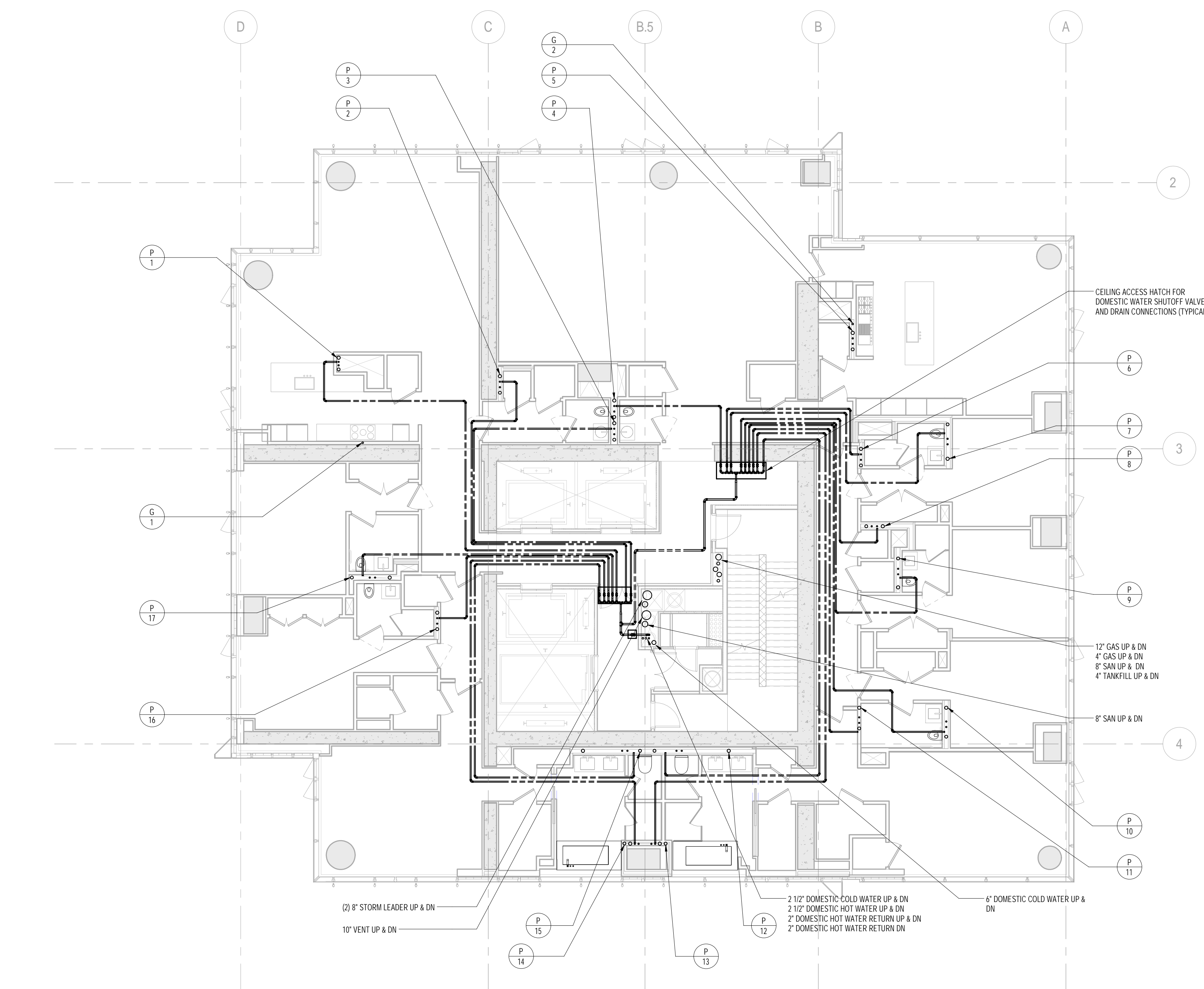


1 44th FLOOR PLAN
1/8" = 1'-0"

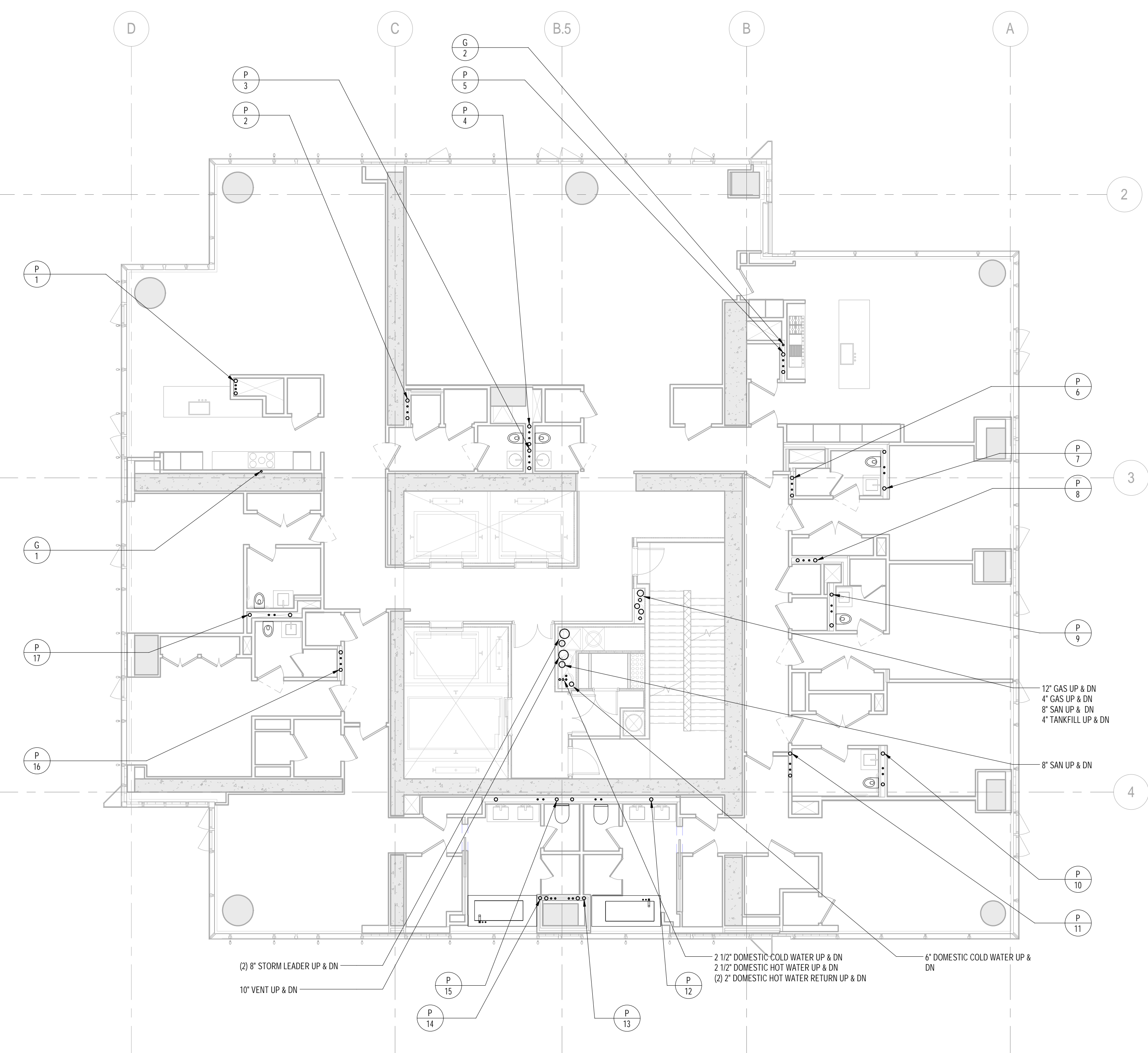


2 45th FLOOR PLAN
1/8" = 1'-0"

		
<p>KEY PLAN:</p> 		
<p>PROJECT NORTH</p> 	<p>TRUE NORTH</p> 	
<p>DEVELOPER:</p> <p align="center">EXTELL DEVELOPMENT COMPANY 805 THIRD AVENUE, 7TH FLOOR New York, NY 10022 USA TEL: 212 712 6000 FAX: 212 712 6100</p>		
<p>DESIGN ARCHITECT: Base Building Shell & Core ADRIAN SMITH + GORDON GILL ARCHITECTURE 111 WEST MONROE STREET SUITE 2300 CHICAGO, IL 60603 TEL: 312 820 1888 FAX: 312 920 1775</p>		
<p>INTERIOR DESIGNER: Residential Rotet Architecture and Design Studio, PLLC 288 Fifth Ave., 7th Floor New York, NY 10001 TEL: 646 998 7000 FAX: _____</p>		
<p>ARCHITECT OF RECORD: Base Building Shell, Core, & Residential AIA ARCHITECTS, P.C. 401 Wellington St. W., 3rd Floor Toronto, ON M5V 1E7 Canada TEL: 416 967 1500 FAX: 416 967 7150</p>		
<p>STRUCTURAL ENGINEERS: WSP CANTOR SEINUK 228 EAST 45th Street New York, NY 10017 USA TEL: 212 697 9888 FAX: 646 467 5501</p>		
<p>MEP ENGINEERS: AKF GROUP One Liberty Plaza, 165 Broadway New York, NY 10006 USA TEL: 212 354 6566 FAX: 212 354 5666</p>		
<p>GEOTECHNICAL ENGINEERS: Langan Engineering & Environmental Services 21 Penn Plaza - 360 West 31st Street, 8th Floor New York, NY 10001-2727 TEL: 212 479 5400 FAX: 212 479 5444</p>		
<p>CODE CONSULTANTS: Construction Consulting Associates 100 Church Street New York, NY 10007 TEL: 212 385 1818 FAX: 212 385 1911</p>		
<p>CURTAINWALL CONSULTANT: AJLP Consulting 40 Worth Street, Suite 826 New York, NY 10013 TEL: 212 757 5659 FAX: 646 219 8506</p>		
<p>LANDMARK/PRESERVATION CONSULTANT: Jan Hird Pokorny Associates, Inc. 39 West 37th Street, 12A New York, NY 10018 TEL: 212 759 6462 FAX: 212 759 6540</p>		
No.	DESCRIPTION	DATE
1	ISSUED FOR SCHEMATIC DESIGN	04 APR 2014
2	ISSUED FOR DESIGN DEVELOPMENT	01 JUL 2014
3	ISSUED FOR DESIGN DEVELOPMENT	31 JUL 2014
4	CD PROGRESS ISSUE I	15 OCT 2014
5	ISSUED FOR BID - PLUMBING	15 OCT 2014
6	DOB SUBMISSION	19 DEC 2014
<p>0' 4'-0" 8'-0" 16'-0"</p> <p>DOB SUBMISSION</p>		
<p>Discrepancies must be reported immediately to the Architect before proceeding. Only figured dimensions are to be used. Contractors must check all dimensions on site. This drawing is protected by copyright.</p> <p align="center">ALL DIMENSIONS ARE SHOWN IN IMPERIAL.</p>		
<p>CONSULTANT:</p> <p align="center">  1501 BROADWAY, SUITE 700 NEW YORK, NY 10036 T: 212 354 5659 F: 212 354 5668 <small>Registered Professional Engineer • Registered Professional Architect • Registered Professional Interior Designer</small> </p>		
<p>PROJECT:</p> <p align="center"><u>217 WEST 57TH STREET</u> <u>NEW YORK, NY</u></p>		
<p>DRAWING TITLE:</p> <p align="center">PLUMBING 44th and 45th FLOOR PLANS</p>		
<p>SEAL & SIGNATURE:</p> <div style="border: 1px solid black; padding: 5px; width: fit-content;">  </div>	<p>DATE: 04/04/14</p> <p>PROJECT NO: Y130747-000</p> <p>DRAWN: JRD</p> <p>CHKD: JRD</p> <p>SCALE: 1/8" = 1'-0"</p> <p>DWG NO:</p> <p align="center">P-142.00</p> <p>DOB PAGE NO: 36 of 97</p>	
<p>DOB EMPLOYEE STAMP: _____ DOB B-SCAN: _____</p>		
 Damian Titus  APPROVED Under Directive # of 1975 Date: 07/09/2015 NYC Development Hub		

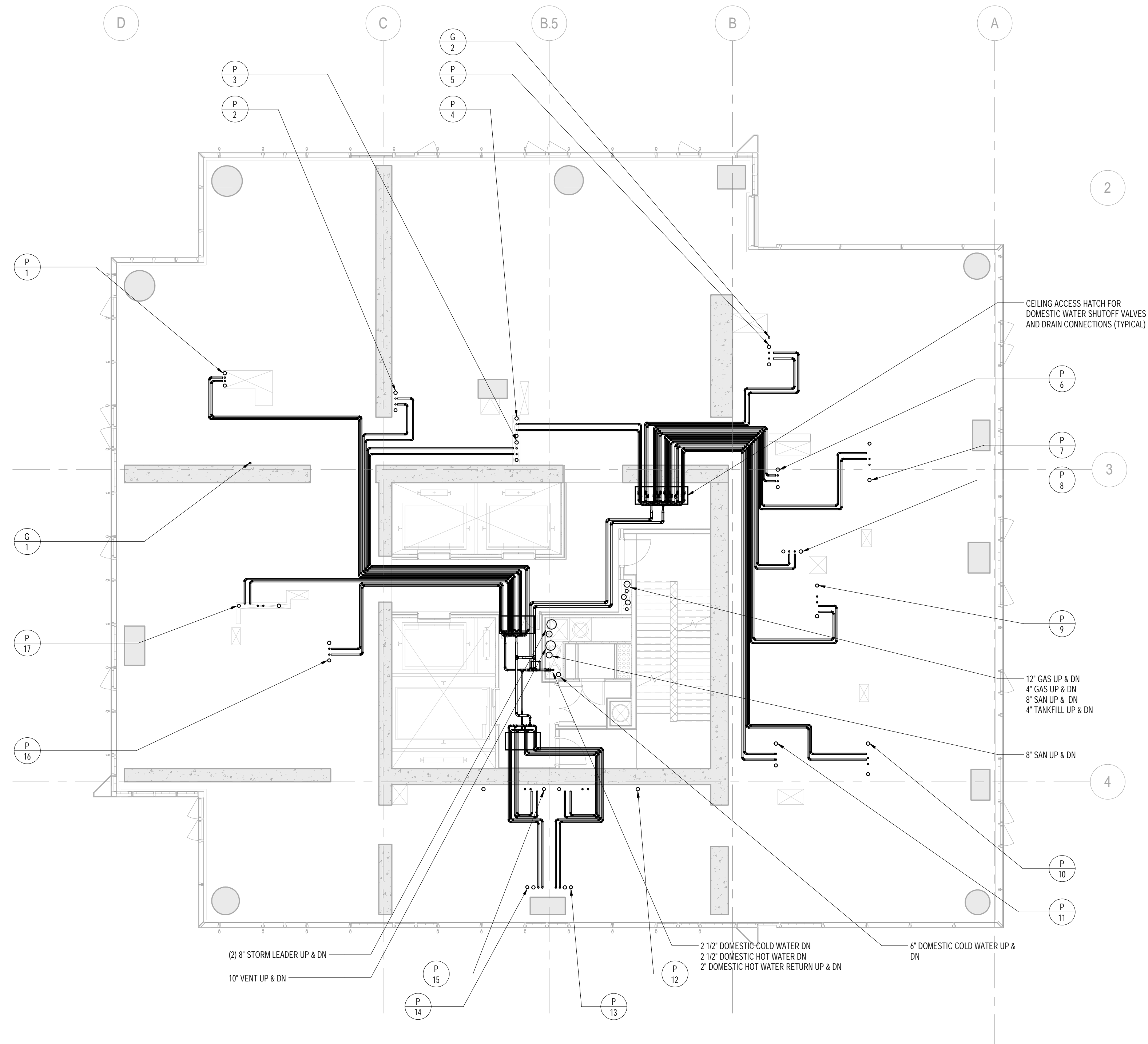


2 53rd FLOOR PLAN
1/8" = 1'-0"

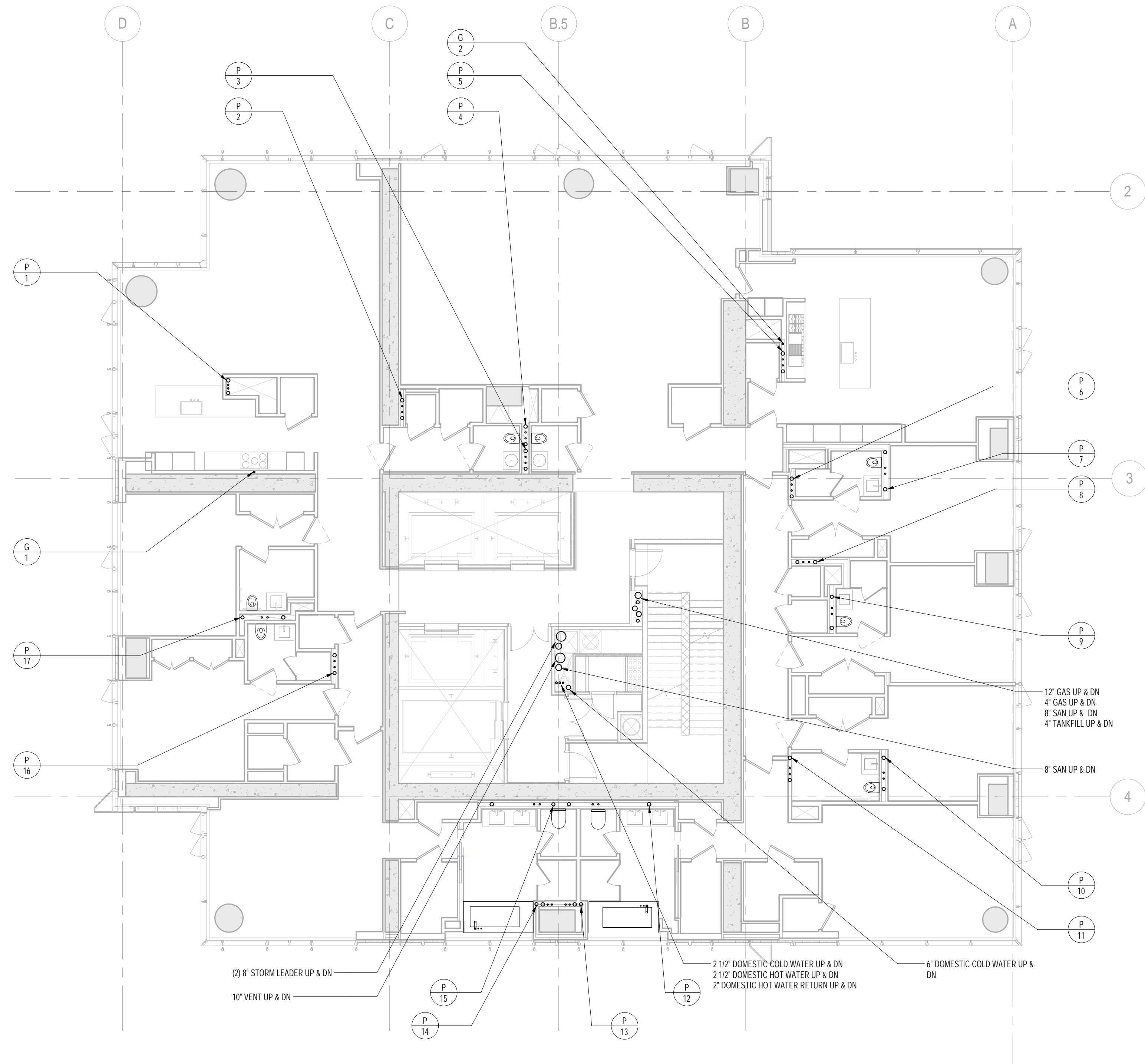


1 52nd FLOOR PLAN
1/8" = 1'-0"


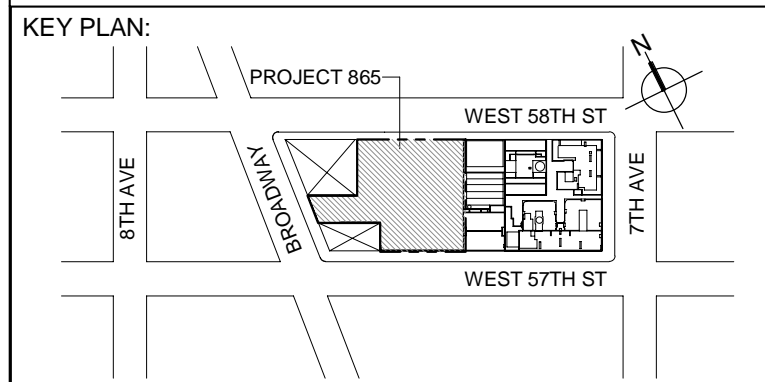
<p>KEY PLAN:</p>			
<p>PROJECT NORTH</p>		<p>TRUE NORTH</p>	
<p>DEVELOPER: EXTELLE DEVELOPMENT COMPANY 805 THIRD AVENUE, 7TH FLOOR NEW YORK, NY 10022 USA TEL: 212 712 6000 FAX: 212 712 6100</p>			
<p>DESIGN ARCHITECT: Base Building Shell & Core ADRIAN SMITH + GORDON GILL ARCHITECTURE 111 WEST MONROE STREET SUITE 2300 CHICAGO IL 60663 TEL: 312 620 1888 FAX: 312 620 1775</p>			
<p>INTERIOR DESIGNER: Residential Rotter Architecture and Design Studio, PLLC 298 Fifth Ave, 7th Floor New York, NY 10001 TEL: 646 598 7000 FAX: _____</p>			
<p>ARCHITECT OF RECORD: Base Building Shell, Core, & Residential AJI ARCHITECTS, P.C. 401 Wellington St., W., 3rd Floor Toronto, ON M5V 1E7 Canada TEL: 416 967 1500 FAX: 416 967 7150</p>			
<p>STRUCTURAL ENGINEERS: WSP CANTOR SEINUK 228 EAST 45th Street New York, NY 10017 USA TEL: 212 667 8888 FAX: 646 487 5501</p>			
<p>MEP ENGINEERS: AKF GROUP One Liberty Plaza, 165 Broadway New York, NY 10006 USA TEL: 212 354 5656 FAX: 212 354 5668</p>			
<p>GEOTECHNICAL ENGINEERS: Langan Engineering & Environmental Services 21 Penn Plaza - 360 West 31st Street, 8th Floor New York, NY 10001-2727 TEL: 212 479 5400 FAX: 212 479 5444</p>			
<p>CODE CONSULTANTS: Construction Consulting Associates 100 Church Street New York, NY 10007 TEL: 212 385 1818 FAX: 212 385 1911</p>			
<p>CURTAINWALL CONSULTANT: AJLP Consulting 40 Worth Street, Suite 620 New York, NY 10013 TEL: 212 757 6559 FAX: 646 219 8508</p>			
<p>LANDMARK/PRESERVATION CONSULTANT: Jan Hird Pokorny Associates, Inc. 39 West 37th Street, 12A New York, NY 10018 TEL: 212 759 6462 FAX: 212 759 6540</p>			
<p>No. DESCRIPTION</p>		<p>DATE</p>	
1 CD PROGRESS ISSUE I		15 OCT 2014	
2 ISSUED FOR BID - PLUMBING		15 OCT 2014	
3 DOB SUBMISSION		19 DEC 2014	
<p>0 4'-0" 8'-0" 16'-0"</p>			
<p>DOB SUBMISSION</p>			
<p>Discrepancies must be reported immediately to the Architect before proceeding. Only figured dimensions are to be used. Contractors must check all dimensions on site. This drawing is protected by copyright.</p>			
<p>ALL DIMENSIONS ARE SHOWN IN IMPERIAL.</p>			
<p>CONSULTANT:</p> <div style="text-align: center;"> <p>1501 BROADWAY, SUITE 700 NEW YORK, NY 10036 T: 212-354-5656 F: 212-354-5668 <small>Holladay • Bailey • Marini • Ciolek • Perkowski • Sun • Yee</small></p> </div>			
<p>PROJECT:</p> <p style="text-align: center;"><u>217 WEST 57TH STREET</u> NEW YORK, NY</p>			
<p>DRAWING TITLE:</p> <p style="text-align: center;">FLOOR PLANS 52nd and 53rd FLOOR PLANS</p>			
<p>SEAL & SIGNATURE:</p> <div style="float: left; width: 150px;"> </div> <div style="clear: both;"></div>		<p>DATE: 10/01/14</p> <hr/> <p>PROJECT NO: Y130747-000</p> <hr/> <p>DRAWN, RLD: _____</p> <hr/> <p>CHK, JRD: _____</p> <hr/> <p>SCALE: 1/8" = 1'-0"</p> <hr/> <p>DWG NO:</p> <p style="text-align: center; font-size: 1.5em; font-weight: bold;">P-146.00</p> <hr/> <p>DOB PAGE NO: 38 of 97</p>	
<p>DOB EMPLOYEE STAMP:</p> <div style="border: 1px solid black; padding: 5px; text-align: center;"> Damian Titus Buildings APPROVED Under Direction of § 975 Date: 07/09/2015 NYC Development Hub </div>		<p>DOB B-S CAN:</p>	



2 55th FLOOR PLAN
1/8" = 1'-0"



1 54th FLOOR PLAN
1/8" = 1'-0"



DEVELOPER:
EXTELL DEVELOPMENT COMPANY
805 THIRD AVENUE, 7TH FLOOR
New York, NY 10022 USA
TEL: 212 712 6000 FAX: 212 712 6100

DESIGN ARCHITECT: Base Building Shell & Core
ADRIAN SMITH + GORDON GILL ARCHITECTURE
CHICAGO IL 60603
New York, NY 10001
TEL: 312 925 1888 FAX: 312 920 1775

INTERIOR DESIGNER: Residential
Rotet Architecture and Design Studio, PLLC
238 Fifth Ave, 7th Floor
New York, NY 10001
TEL: 646 998 7000 FAX:

ARCHITECT OF RECORD: Base Building Shell, Core, & Residential
AJA ARCHITECTS, P.C.
401 Wellington St. W., 3rd Floor
Toronto, ON M5V 1E7 Canada
TEL: 416 967 1500 FAX: 416 967 7150

STRUCTURAL ENGINEERS:
WSP CANTOR SEINUK
228 EAST 46th Street
New York, NY 10017 USA
TEL: 212 697 9588 FAX: 646 487 5501

MEP ENGINEERS:
AKF GROUP
One Liberty Plaza, 165 Broadway
New York, NY 10006 USA
TEL: 212 354 5656 FAX: 212 354 5668

GEOTECHNICAL ENGINEERS:
Langan Engineering & Environmental Services
21 Penn Plaza - 360 West 37th Street, 8th Floor
New York, NY 10001-2727
TEL: 212 479 5400 FAX: 212 479 5444

CODE CONSULTANTS:
Construction Consulting Associates
100 Church Street
New York, NY 10007
TEL: 212 385 1818 FAX: 212 385 1911

CURTAINWALL CONSULTANT:
AJLP Consulting
40 Worth Street, Suite 828
New York, NY 10013
TEL: 212 757 5659 FAX: 646 219 8508

LANDMARK/PRESERVATION CONSULTANT:
Jan Hird Pokorny Associates, Inc.
39 West 37th Street, 12A
New York, NY 10018
TEL: 212 759 6462 FAX: 212 759 6540

No.	DESCRIPTION	DATE
1	ISSUED FOR SCHEMATIC DESIGN	04 APR 2014
2	ISSUED FOR DESIGN DEVELOPMENT	01 JUL 2014
3	ISSUED FOR DESIGN DEVELOPMENT	31 JUL 2014
4	CD PROGRESS ISSUE 1	15 OCT 2014
5	ISSUED FOR BID - PLUMBING	15 OCT 2014
6	DOB SUBMISSION	19 DEC 2014

0 4' - 0" 8' - 0" 16' - 0"

DOB SUBMISSION

Discrepancies must be reported immediately to the Architect before proceeding. Only figured dimensions are to be used. Contractors must check all dimensions on site. This drawing is protected by copyright.

ALL DIMENSIONS ARE SHOWN IN IMPERIAL.

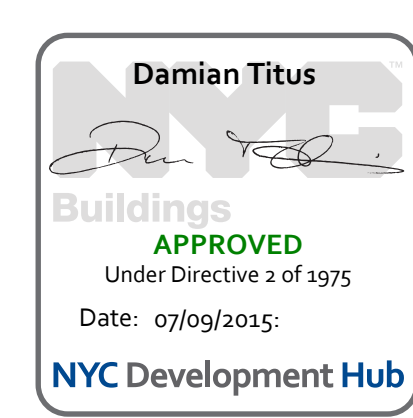
CONSULTANT:
AKF
1501 BROADWAY, SUITE 700
NEW YORK, NY 10006
T: 212 354 5656 F: 212 354 5668
www.akfgroup.com

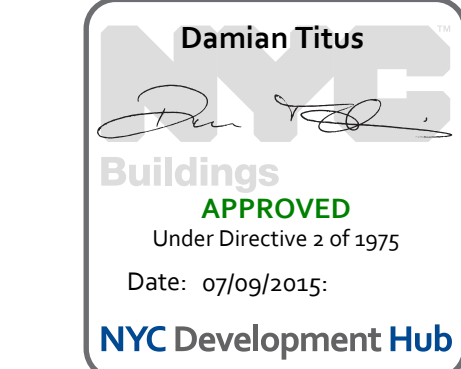
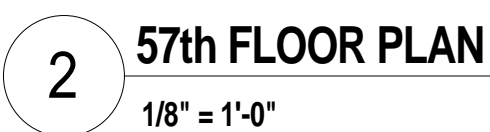
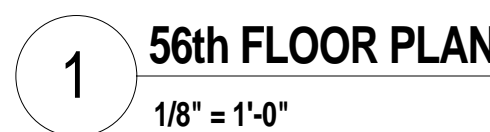
PROJECT:
217 WEST 57TH STREET
NEW YORK, NY

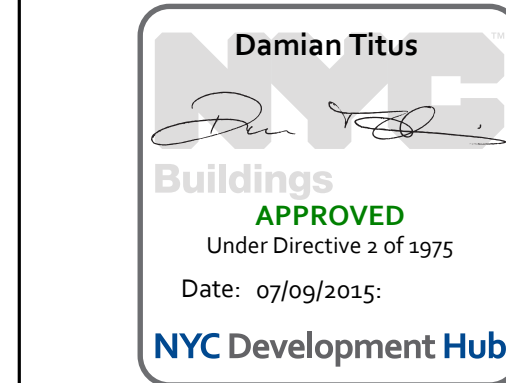
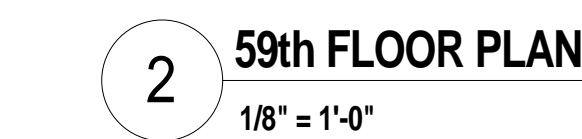
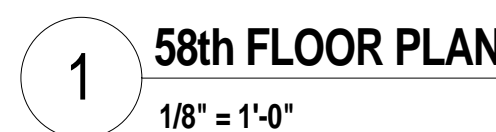
DRAWING TITLE:
PLUMBING
54th and 55th FLOOR PLANS

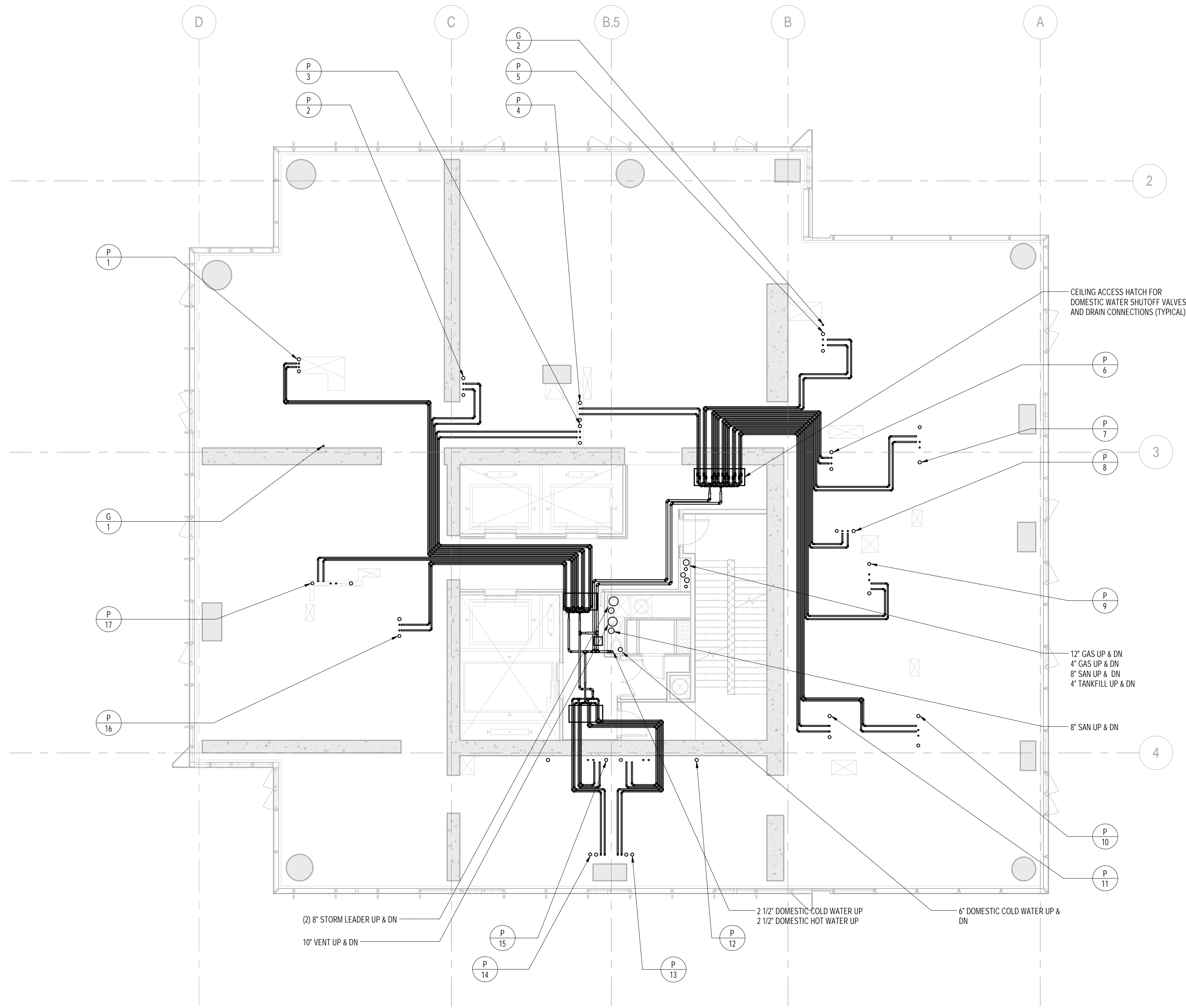
SEAL & SIGNATURE:	DATE: 04/04/14
	PROJECT No: Y130747-000
	DRAWN: JRD
	CHK: JRD
	SCALE: 1/8" = 1'-0"
DWG No:	REV: 6
DOB PAGE No: 39 of 97	P-147.00

DOB EMPLOYEE STAMP: DOB B-SCAN:

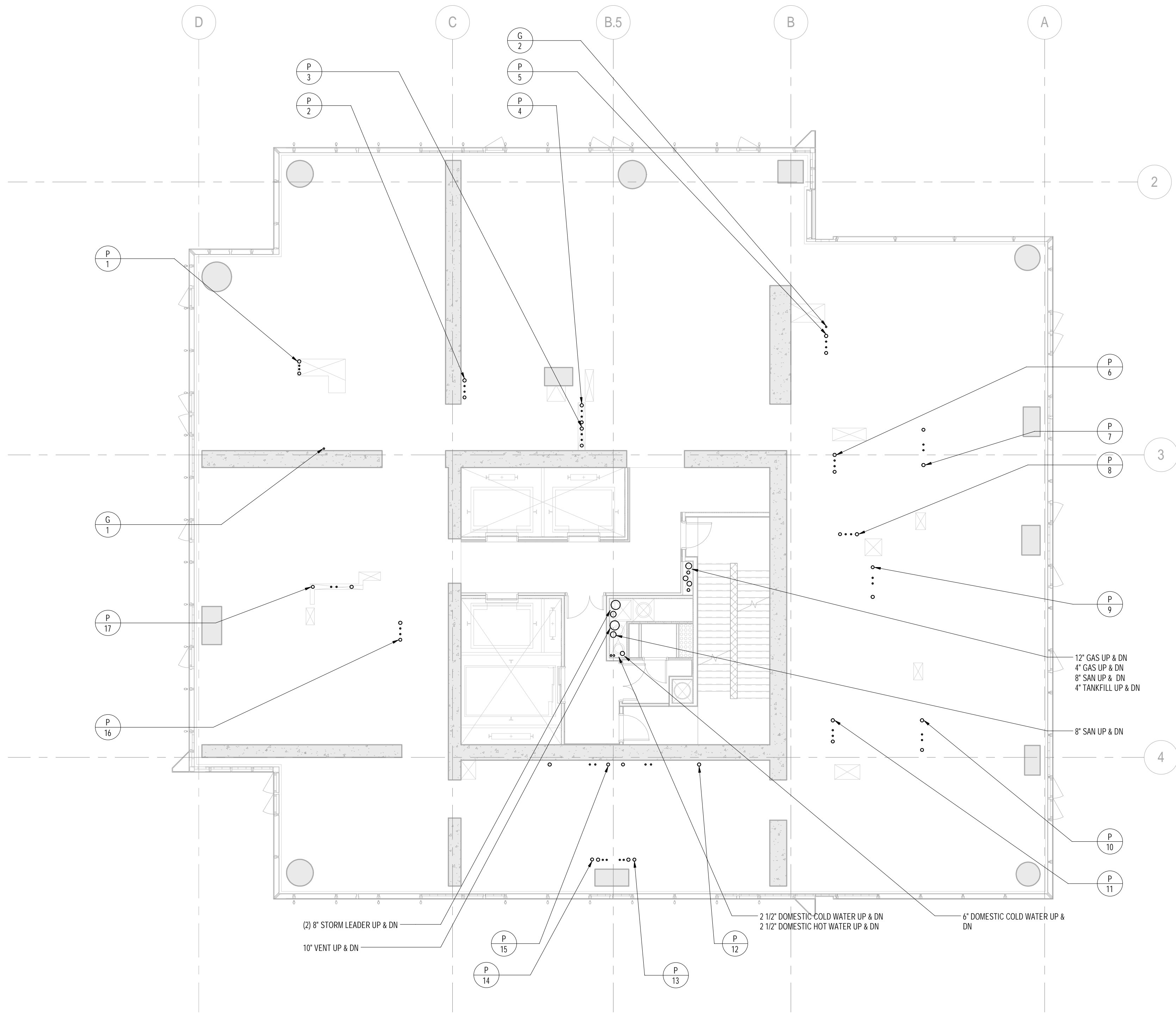




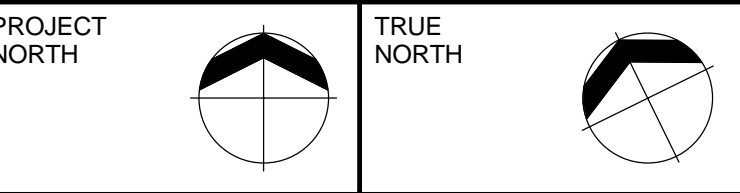
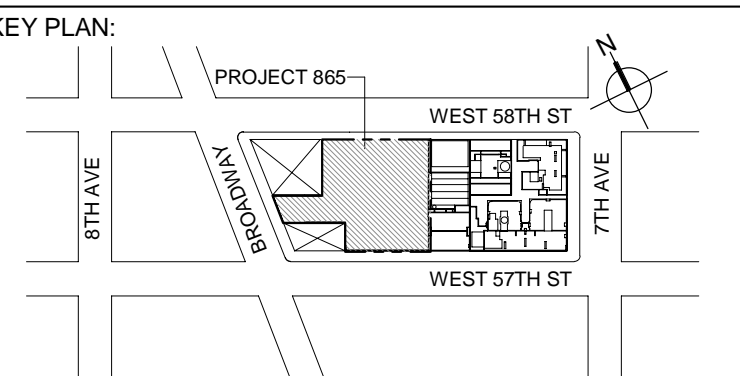




1 60th FLOOR PLAN
1/8" = 1'-0"



2 TYPICAL 61st-63rd FLOOR PLANS
1/8" = 1'-0"



DEVELOPER:
EXTELL DEVELOPMENT COMPANY
805 THIRD AVENUE, 7TH FLOOR
New York, NY 10022 USA
TEL: 212 712 6000 FAX: 212 712 6100

DESIGN ARCHITECT: Base Building Shell & Core
ADRIAN SMITH + GORDON GILL ARCHITECTURE
111 WEST MONROE STREET SUITE 2300
CHICAGO IL 60603
TEL: 312 925 1888 FAX: 312 920 1775

INTERIOR DESIGNER: Residential
Rotet Architecture and Design Studio, PLLC
238 Fifth Ave, 7th Floor
New York, NY 10001
TEL: 646 998 7000 FAX:

ARCHITECT OF RECORD: Base Building Shell, Core, & Residential
AJA ARCHITECTS, P.C.
401 Wellington St. W., 3rd Floor
Toronto, ON M5V 1E7 Canada
TEL: 416 967 1500 FAX: 416 967 7150

STRUCTURAL ENGINEERS:
WSP CANTOR SEINUK
228 EAST 46th Street
New York, NY 10017 USA
TEL: 212 687 8588 FAX: 646 487 5501

MEP ENGINEERS:
AKF GROUP
One Liberty Plaza, 165 Broadway
New York, NY 10006 USA
TEL: 212 354 5656 FAX: 212 354 5668

GEOTECHNICAL ENGINEERS:
Langan Engineering & Environmental Services
21 Penn Plaza - 360 West 37th Street, 8th Floor
New York, NY 10001-2727
TEL: 212 479 5400 FAX: 212 479 5444

CODE CONSULTANTS:
Construction Consulting Associates
100 Church Street
New York, NY 10007
TEL: 212 385 1818 FAX: 212 385 1911

CURTAINWALL CONSULTANT:
AJLP Consulting
40 Worth Street, Suite 828
New York, NY 10013
TEL: 212 757 5659 FAX: 646 219 8508

LANDMARK/PRESERVATION CONSULTANT:
Jan Hird Pokorny Associates, Inc.
39 West 37th Street, 12A
New York, NY 10018
TEL: 212 759 6462 FAX: 212 759 6540

No.	DESCRIPTION	DATE
1	ISSUED FOR SCHEMATIC DESIGN	04 APR 2014
2	ISSUED FOR DESIGN DEVELOPMENT	01 JUL 2014
3	ISSUED FOR DESIGN DEVELOPMENT	31 JUL 2014
4	CD PROGRESS ISSUE 1	15 OCT 2014
5	ISSUED FOR BID - PLUMBING	15 OCT 2014
6	DOB SUBMISSION	19 DEC 2014

0 4'-0" 8'-0" 16'-0"

DOB SUBMISSION

Discrepancies must be reported immediately to the Architect before proceeding. Only figured dimensions are to be used. Contractors must check all dimensions on site. This drawing is protected by copyright.

ALL DIMENSIONS ARE SHOWN IN IMPERIAL.

CONSULTANT:
AKF
1501 BROADWAY, SUITE 700
NEW YORK, NY 10020
T: 212 354 5656 F: 212 354 5668
Website: www.akf.com


PROJECT:
217 WEST 57TH STREET
NEW YORK, NY

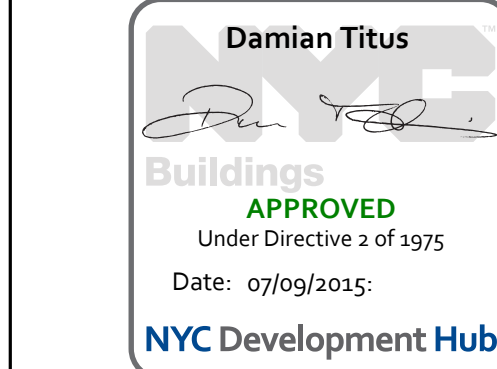
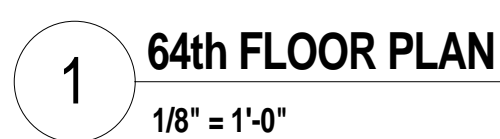
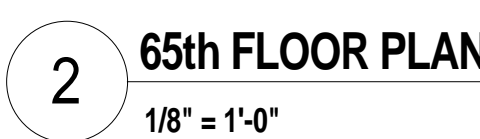
DRAWING TITLE:
PLUMBING
60th and 61st FLOOR PLANS
(TYPICAL 61st-63rd FLOORS)

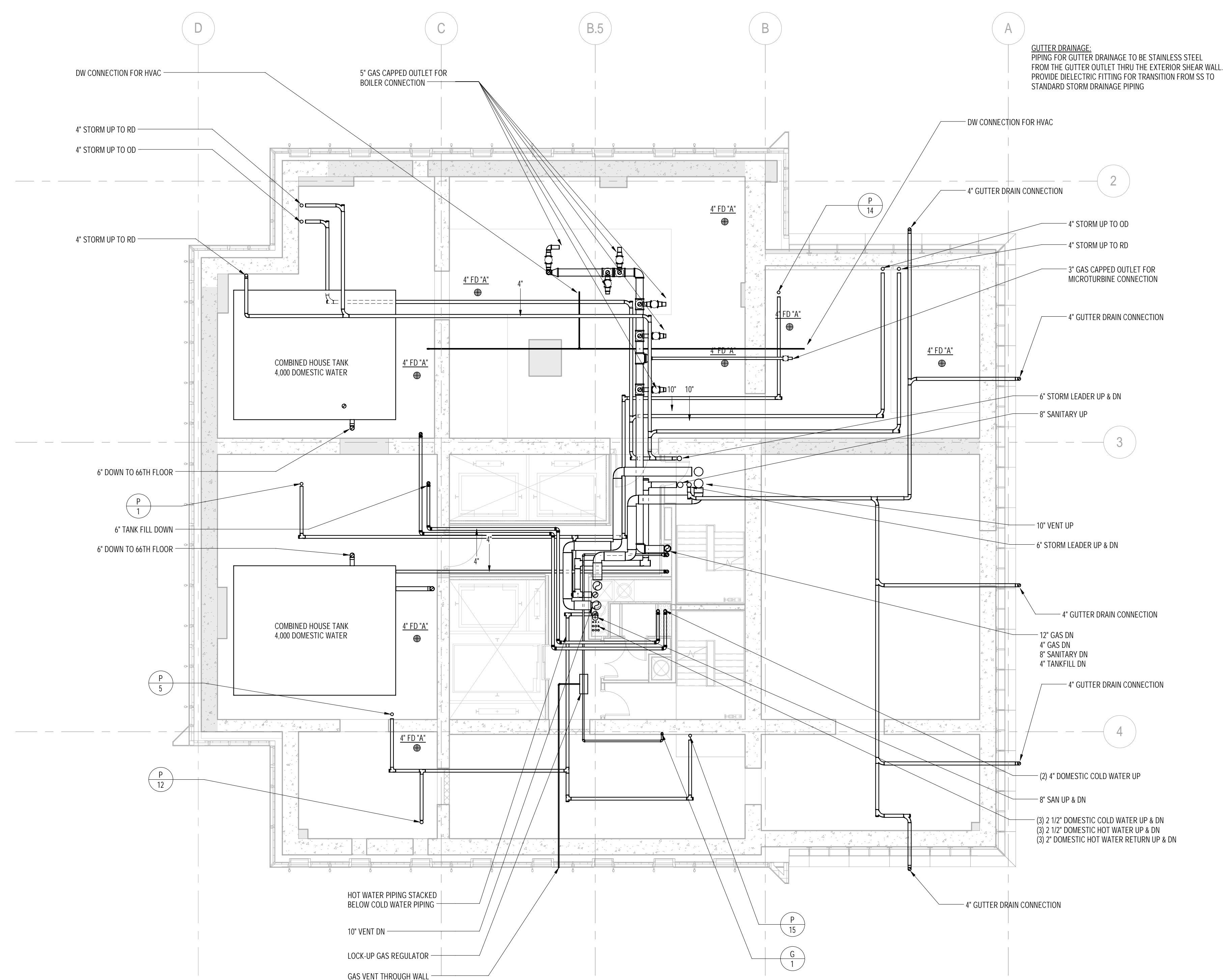
SEAL & SIGNATURE:	DATE: 04/04/14
	PROJECT No: Y130747-000
	DRAWN: JRD REV: 6
	CHK: JRD
	SCALE: 1/8" = 1'-0"
DWG No: P-150.00	

DOB PAGE No: 42 of 97

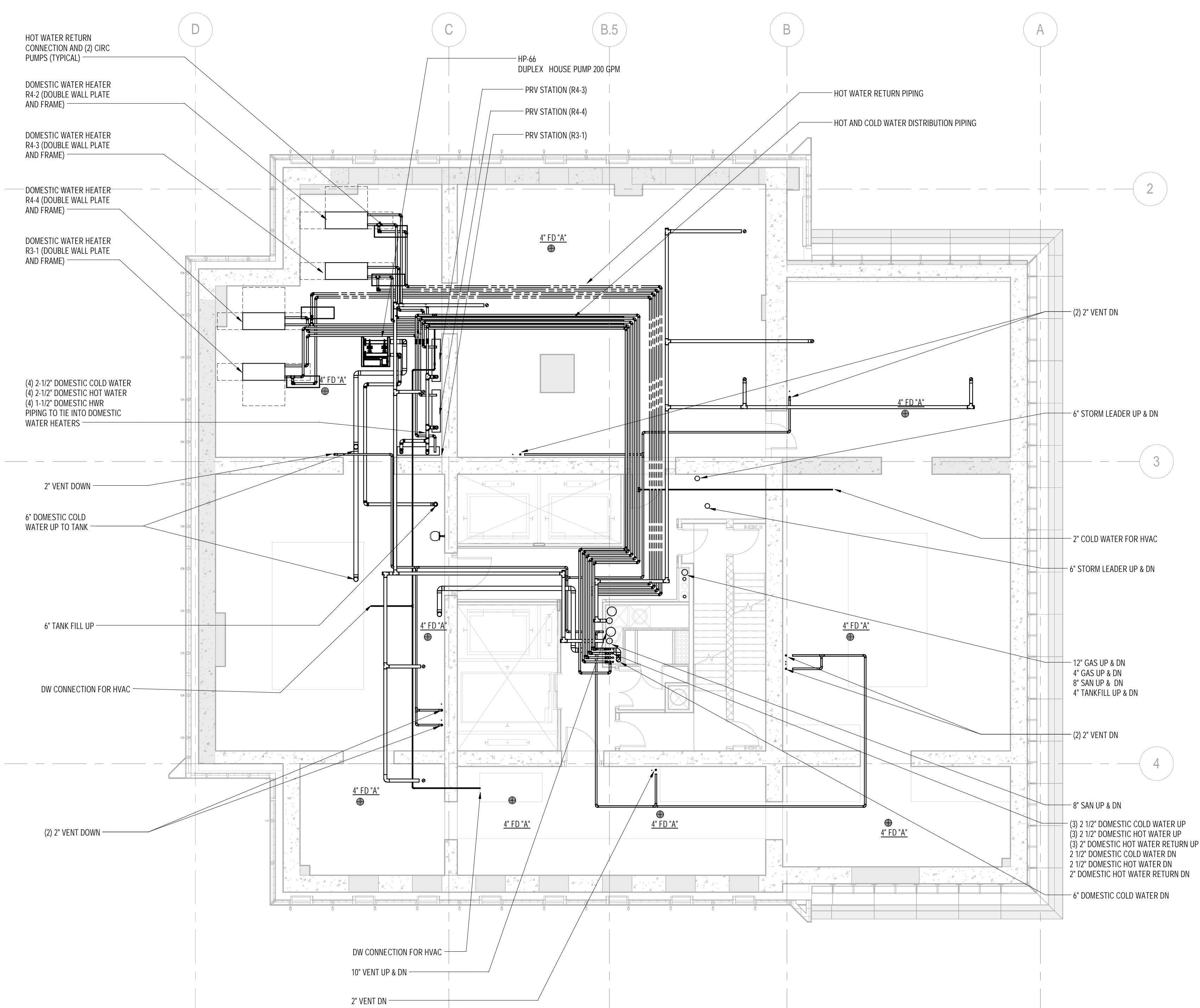
DOB EMPLOYEE STAMP: DOB B-SCAN:





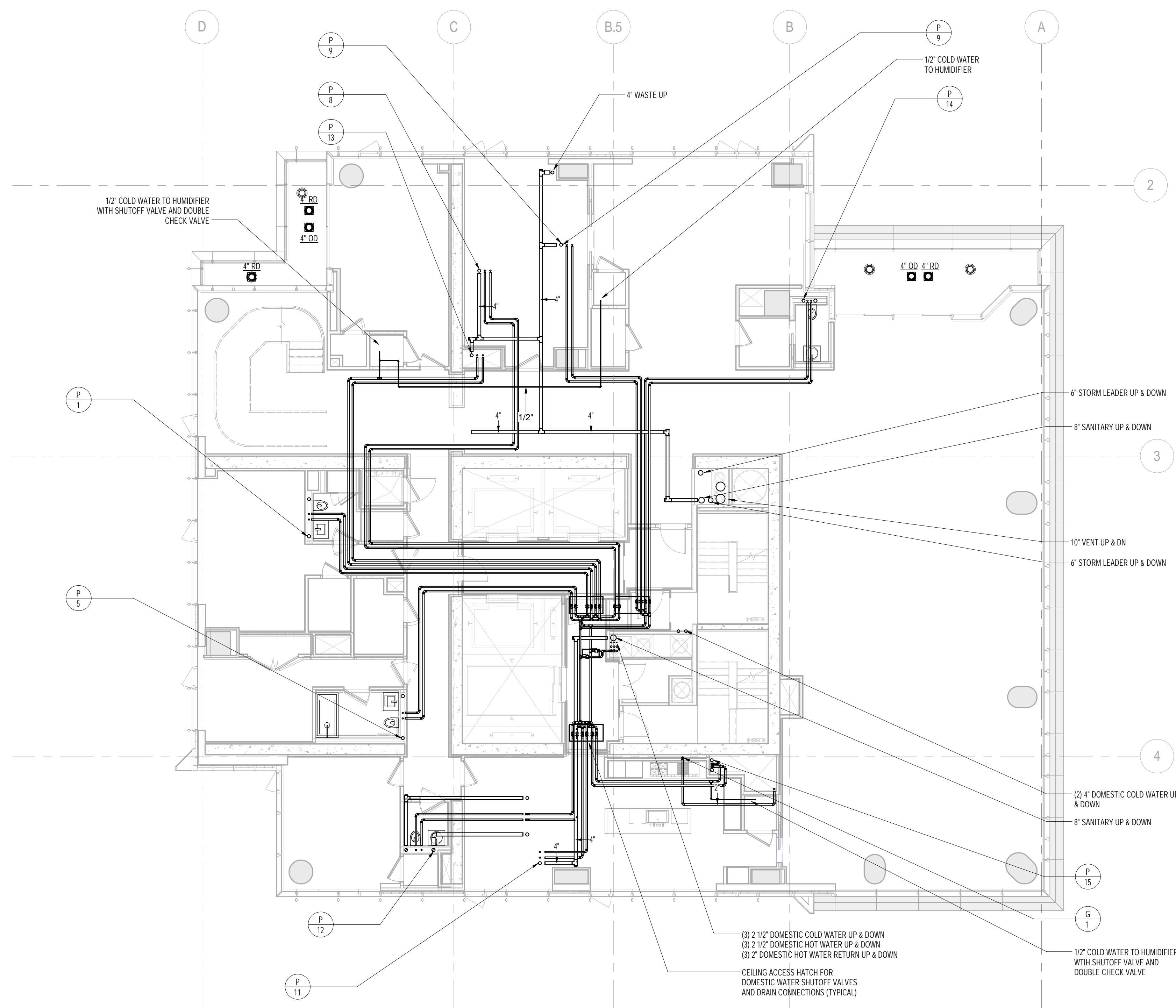


2 67th FLOOR INTERMEDIATE PLAN
1/8" = 1'-0"

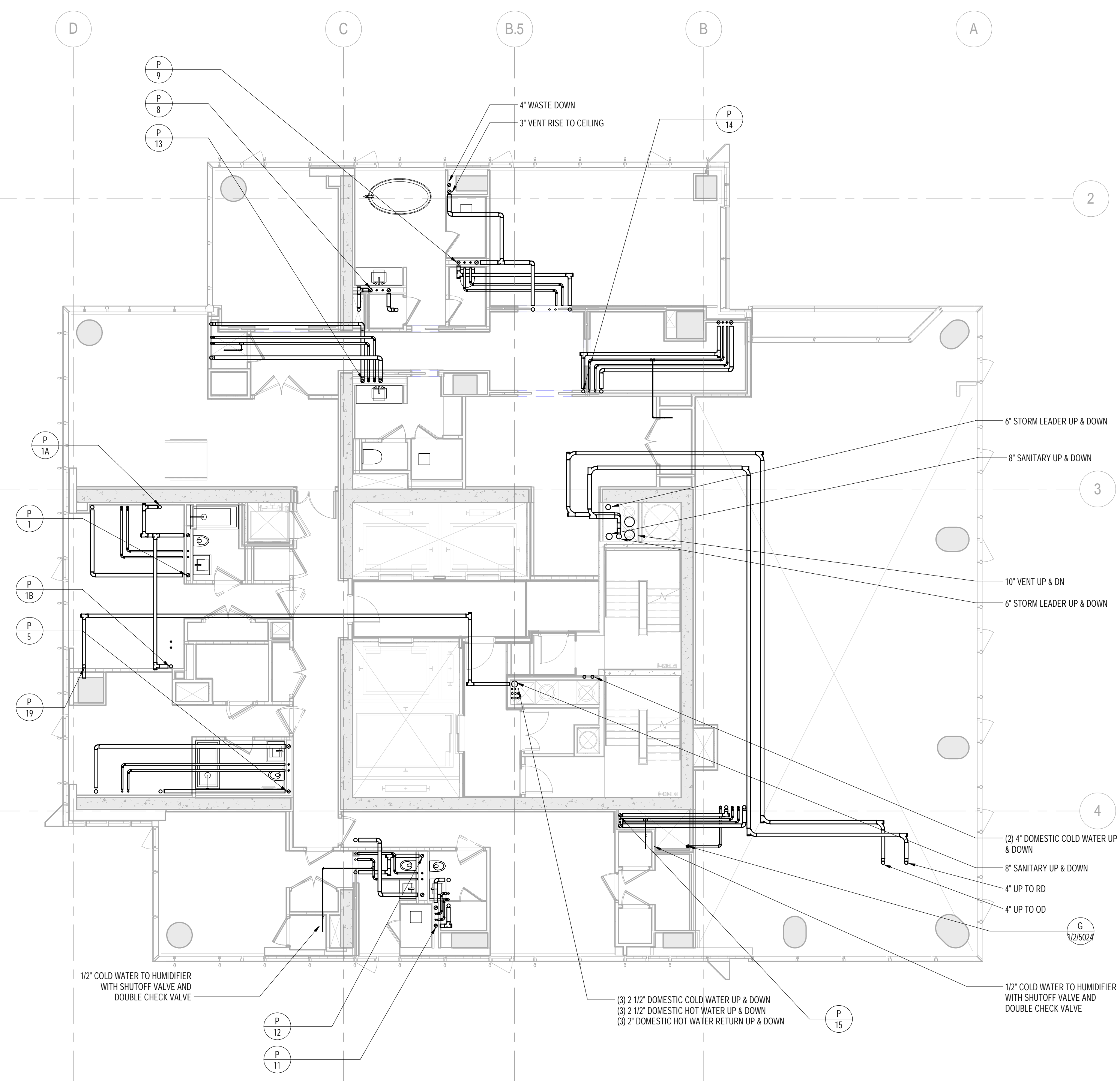


1 67th FLOOR PLAN
1/8" = 1'-0"

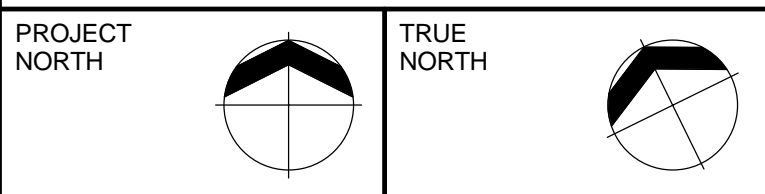
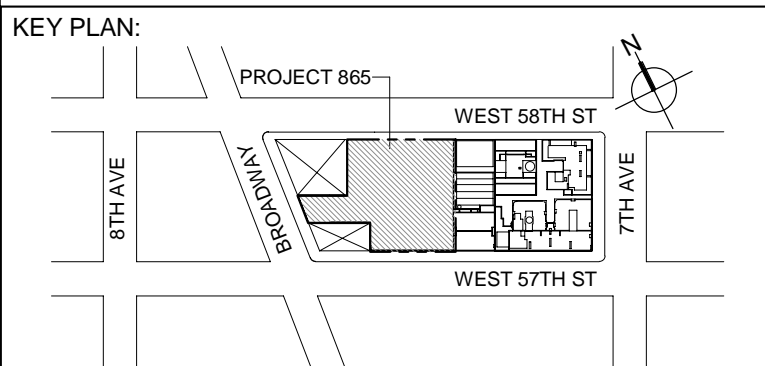
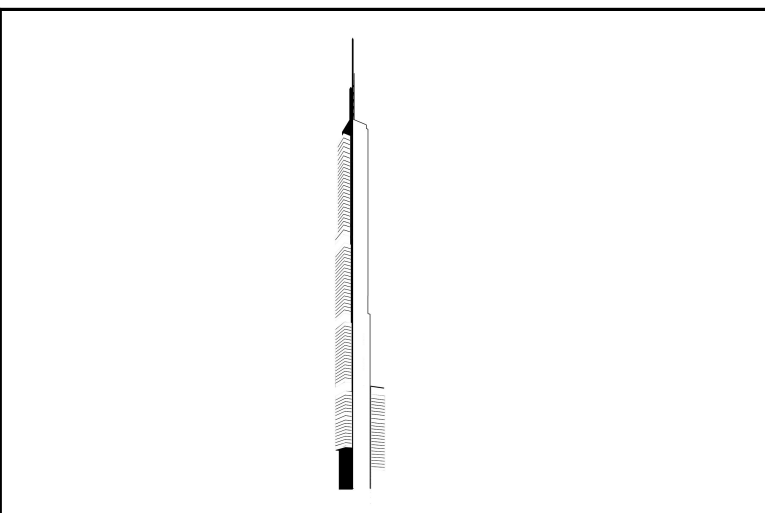
[illegible]



2 68th FLOOR PLAN
1/8" = 1'-0"



1 69th FLOOR PLAN
1/8" = 1'-0"



DEVELOPER:
EXTELL DEVELOPMENT COMPANY
805 THIRD AVENUE, 7TH FLOOR
New York, NY 10022 USA
TEL: 212 712 6000 FAX: 212 712 6100

DESIGN ARCHITECT: Base Building Shell & Core
ADRIAN SMITH + GORDON GILL ARCHITECTURE
 111 WEST MONROE STREET SUITE 2300
 CHICAGO IL 60603
 TEL: 312 920 1888 FAX: 312 920 1775

INTERIOR DESIGNER: Residential
Rottet Architecture and Design Studio, PLLC
298 Fifth Ave, 7th Floor
New York, NY 10001
TEL: 646 998 7000 FAX:

ARCHITECT OF RECORD: Base Building Shell, Core, & Residential
AAI ARCHITECTS, P.C.
 401 Wellington St. W., 3rd Floor
 Toronto, ON M5V 1E7 Canada
 TEL: 416 967 1500 FAX: 416 967 7150

STRUCTURAL ENGINEERS:
WSP CANTOR SEINUK
228 EAST 45th Street
New York, NY 10017 USA
TEL: 212 687 9888 FAX: 646 487 5501

MEP ENGINEERS:

AKF GROUP
One Liberty Plaza, 165 Broadway
New York, NY 10006 USA
TEL: 212 354 5856 FAX: 212 354 5868

GEOTECHNICAL ENGINEERS:
Langan Engineering & Environmental Services
21 Penn Plaza - 360 West 31st Street, 8th Floor
New York, NY 10001-2727
TEL: 212 479 5400 FAX: 212 479 5444

CODE CONSULTANTS:
Construction Consulting Associates
100 Church Street
New York, NY 10007
TEL: 212 385 1818 FAX: 212 385 1911

CURTAINWALL CONSULTANT:
AJLP Consulting
40 Worth Street, Suite 826
New York, NY 10013
TEL: 212 757 5659 FAX: 646 219 8508

LANDMARK/PRESERVATION CONSULTANT:
Jan Hird Pokorny Associates, Inc.
39 West 37th Street, 12A
New York, NY 10018
TEL: 212 759 6462 FAX: 212 759 6540

No.	DESCRIPTION	DATE
1	ISSUED FOR SCHEMATIC DESIGN	04 APR 2014
2	ISSUED FOR DESIGN DEVELOPMENT	01 JUL 2014
3	ISSUED FOR DESIGN DEVELOPMENT	31 JUL 2014
4	CD PROGRESS ISSUE 1	15 OCT 2014
5	ISSUED FOR BID - PLUMBING	15 OCT 2014
6	DOB SUBMISSION	19 DEC 2014

0 4' - 0" 8' - 0" 16' - 0"

DOB SUBMISSION

Discrepancies must be reported immediately to the Architect before proceeding. Only figured dimensions are to be used. Contractors must check all dimensions on site. This drawing is protected by copyright.

ALL DIMENSIONS ARE SHOWN IN IMPERIAL

CONSULTANT: **A K F**
1501 BROADWAY, SUITE 700
NEW YORK, NY 10036
T: 212.354.5656 F: 212.354.5668
*Amalgam / Anterior / Aesthetic Clinical / Endodontics / New York
Philadelphia / Princeton / Raleigh / Rochester / Stamford*


PROJECT:

217 WEST 57TH STREET
NEW YORK, NY

DRAWING TITLE:

PLUMBING

68th and 69th FLOOR PLANS

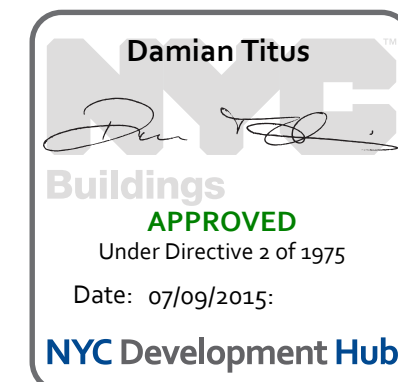
SEAL & SIGNATURE:	DATE:	04/04/14
	PROJECT No:	Y130747-000

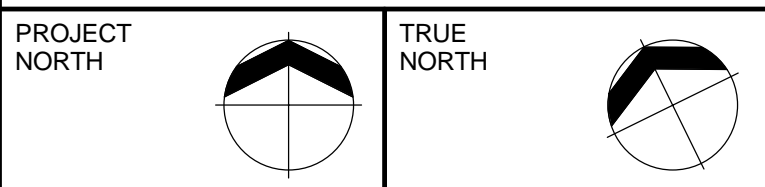
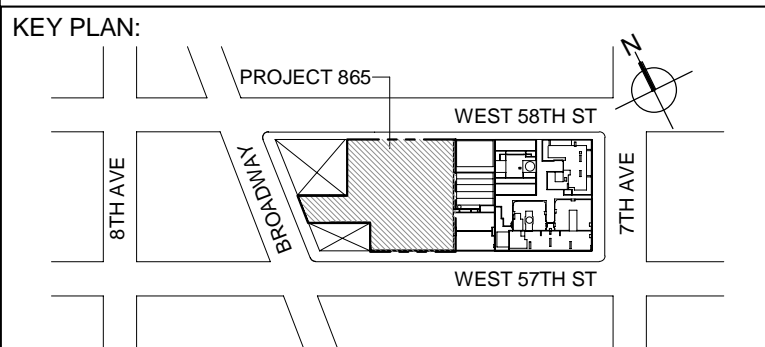
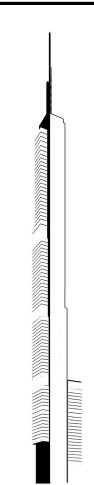


DRAWN: JRD	REV:
CHK: JRD	6
SCALE: 1/8" = 1'-0"	

DWG No:
P-155.00

DOB EMPLOYEE STAMP:		DOB B-SCAN:
---------------------	--	-------------





DEVELOPER:
EXTELL DEVELOPMENT COMPANY
805 THIRD AVENUE, 7TH FLOOR
New York, NY 10022 USA
TEL: 212 712 6000 FAX: 212 712 6100

DESIGN ARCHITECT: Base Building Shell & Core
ADRIAN SMITH + GORDON GILL ARCHITECTURE
111 WEST MONROE STREET SUITE 2300
CHICAGO IL 60603
TEL: 312 920 1888 FAX: 312 920 1775

INTERIOR DESIGNER: Residential
Rottet Architecture and Design Studio, PLLC
298 Fifth Ave, 7th Floor
New York, NY 10001
TEL: 646 998 7000 FAX:

ARCHITECT OF RECORD: Base Building Shell, Core, & Residential
AAI ARCHITECTS, P.C.
401 Wellington St. W., 3rd Floor
Toronto, ON M5V 1E7 Canada
TEL: 416 967 1500 FAX: 416 967 7150

STRUCTURAL ENGINEERS:
WSP CANTOR SEINUK
228 EAST 45th Street
New York, NY 10017 USA
TEL: 212 687 9888 FAX: 646 487 5501

MEP ENGINEERS:

AKF GROUP
One Liberty Plaza, 165 Broadway
New York, NY 10006 USA
TEL: 212 354 5856 FAX: 212 354 5868

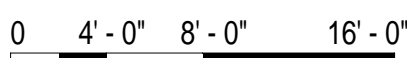
GEOTECHNICAL ENGINEERS:
Langan Engineering & Environmental Services
21 Penn Plaza - 360 West 31st Street, 8th Floor
New York, NY 10001-2727
TEL: 212 479 5400 FAX: 212 479 5444

CODE CONSULTANTS:
Construction Consulting Associates
100 Church Street
New York, NY 10007
TEL: 212 385 1818 FAX: 212 385 1911

CURTAINWALL CONSULTANT:
AJLP Consulting
40 Worth Street, Suite 826
New York, NY 10013
TEL: 212 757 5659 FAX: 646 219 8508

LANDMARK/PRESERVATION CONSULTANT:
Jan Hird Pokorny Associates, Inc.
39 West 37th Street, 12A
New York, NY 10018
TEL: 212 759 6462 FAX: 212 759 6540

No.	DESCRIPTION	DATE
1	ISSUED FOR SCHEMATIC DESIGN	04 APR 2014
2	ISSUED FOR DESIGN DEVELOPMENT	01 JUL 2014
3	ISSUED FOR DESIGN DEVELOPMENT	31 JUL 2014
4	CD PROGRESS ISSUE 1	15 OCT 2014
5	ISSUED FOR BID - PLUMBING	15 OCT 2014
6	DOB SUBMISSION	19 DEC 2014



DOB SUBMISSION

Discrepancies must be reported immediately to the Architect before proceeding. Only figured dimensions are to be used. Contractors must check all dimensions on site. This drawing is protected by copyright.

ALL DIMENSIONS ARE SHOWN IN IMPERIAL.

CONSULTANT: **A K F**
1501 BROADWAY, SUITE 700
NEW YORK, NY 10036
T: 212.354.5656 F: 212.354.5668
*Atlanta / Boston / Mexico City / Minneapolis / New York
Philadelphia / Phoenix / Dallas / Rochester / Toronto*

PROJECT:


217 WEST 57TH STREET
NEW YORK, NY

DRAWING TITLE:


PLUMBING

70th and 71st FLOOR PLANS
(TYPICAL 71st-73rd FLOORS)

SEAL & SIGNATURE:	DATE:	04/04/14
-------------------	-------	----------

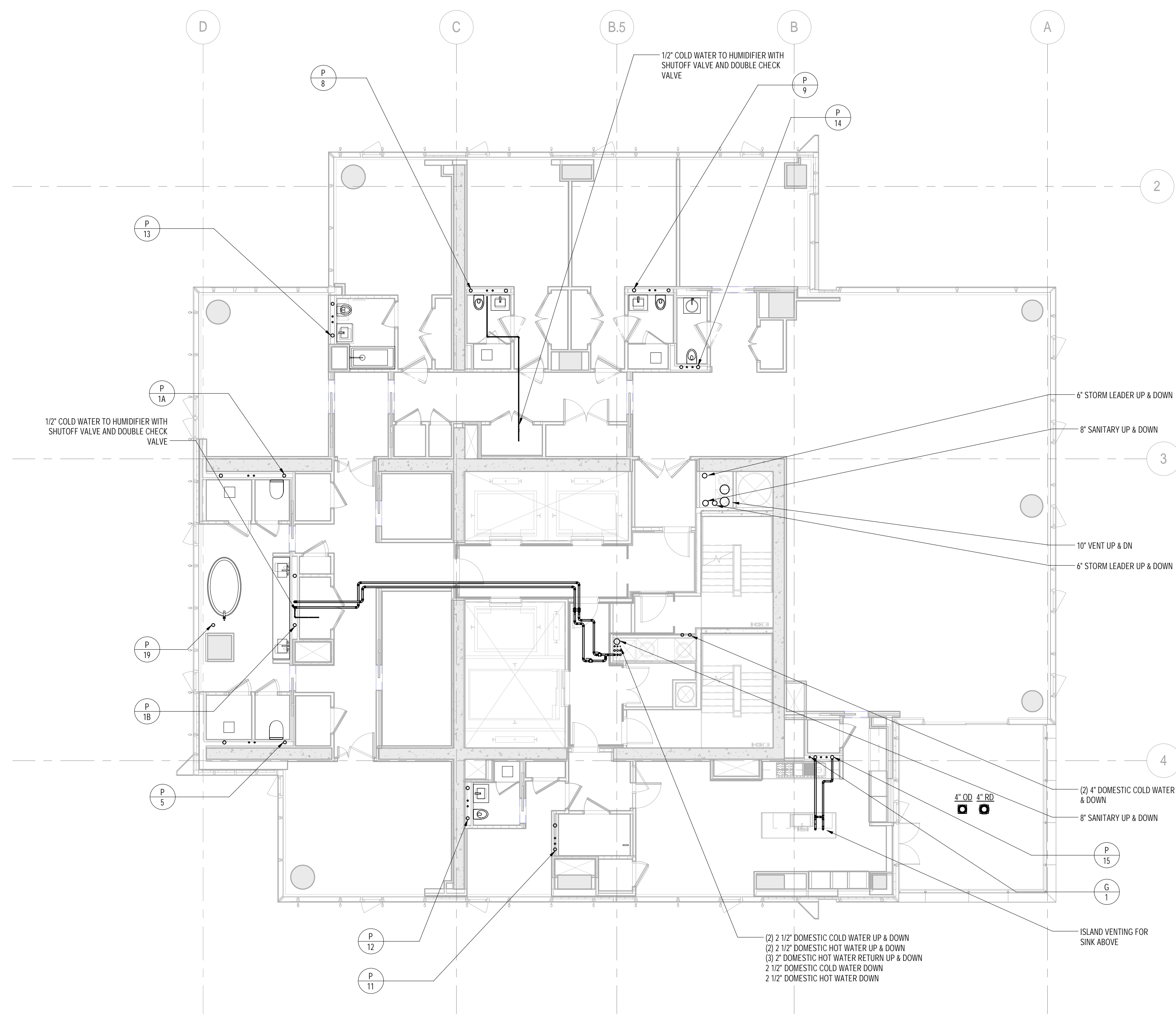
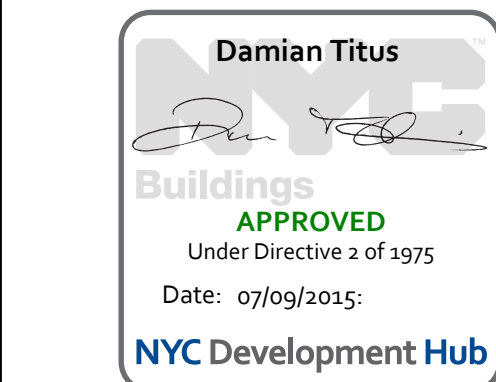


PROJECT No:	Y130747-000	
DRAWN: JRD	REV:	6
CHK: JRD		
SCALE: 1/8" = 1'-0"		

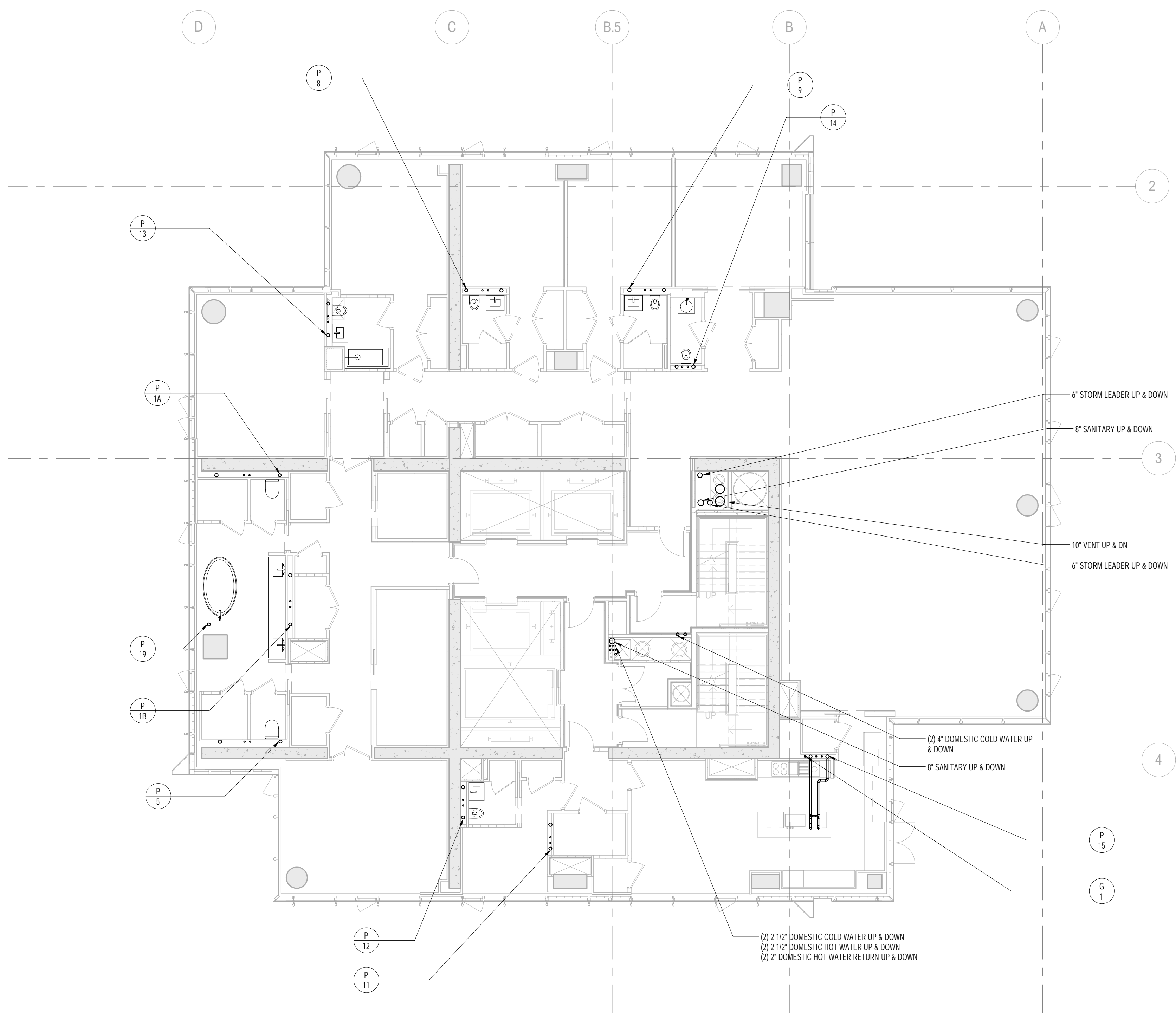


DWG No:
P-156.00


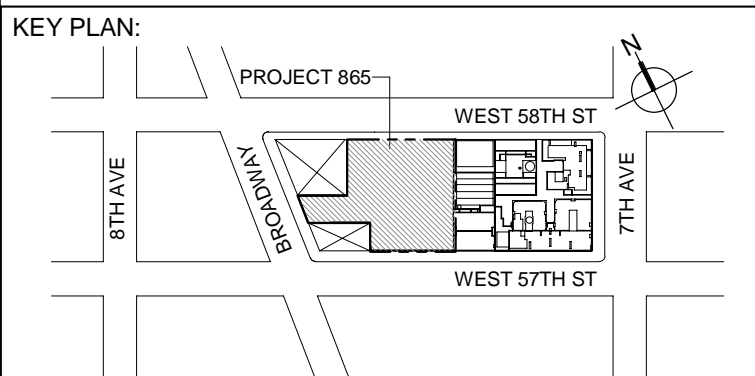
DOB PAGE No: 47 of 97	
DOB EMPLOYEE STAMP:	DOB B-SCAN:



2 70th FLOOR PLAN
1/8" = 1'-0"



1 TYPICAL 71st-73rd FLOOR PLANS
1/8" = 1'-0"



DEVELOPER:
EXTELL DEVELOPMENT COMPANY
805 THIRD AVENUE, 7TH FLOOR
New York, NY 10022 USA
TEL: 212 712 6000 FAX: 212 712 6100

DESIGN ARCHITECT: Base Building Shell & Core
ADRIAN SMITH + GORDON GILL ARCHITECTURE
111 WEST MONROE STREET SUITE 2300
CHICAGO IL 60603
TEL: 312 925 1888 FAX: 312 920 1775

INTERIOR DESIGNER: Residential
Rotet Architecture and Design Studio, PLLC
238 Fifth Ave, 7th Floor
New York, NY 10001
TEL: 646 998 7000 FAX:

ARCHITECT OF RECORD: Base Building Shell, Core, & Residential
AJA ARCHITECTS, P.C.
401 Wellington St. W., 3rd Floor
Toronto, ON M5V 1E7 Canada
TEL: 416 967 1500 FAX: 416 967 7150

STRUCTURAL ENGINEERS:
WSP CANTOR SEINUK
228 EAST 46th Street
New York, NY 10017 USA
TEL: 212 687 8888 FAX: 646 487 5501

MEP ENGINEERS:
AKF GROUP
One Liberty Plaza, 165 Broadway
New York, NY 10006 USA
TEL: 212 354 5656 FAX: 212 354 5668

GEOTECHNICAL ENGINEERS:
Langan Engineering & Environmental Services
21 Penn Plaza - 360 West 37th Street, 8th Floor
New York, NY 10001-2277
TEL: 212 479 5400 FAX: 212 479 5444

CODE CONSULTANTS:
Construction Consulting Associates
100 Church Street
New York, NY 10007
TEL: 212 385 1818 FAX: 212 385 1911

CURTAINWALL CONSULTANT:
JULP Consulting
40 Worth Street, Suite 828
New York, NY 10013
TEL: 212 757 6659 FAX: 646 219 8508

LANDMARK/PRESERVATION CONSULTANT:
Jan Hird Pokorny Associates, Inc.
39 West 37th Street, 12A
New York, NY 10018
TEL: 212 759 6462 FAX: 212 759 6540

No.	DESCRIPTION	DATE
1	ISSUED FOR SCHEMATIC DESIGN	04 APR 2014
2	ISSUED FOR DESIGN DEVELOPMENT	01 JUL 2014
3	ISSUED FOR DESIGN DEVELOPMENT	31 JUL 2014
4	CD PROGRESS ISSUE 1	15 OCT 2014
5	ISSUED FOR BID - PLUMBING	15 OCT 2014
6	DOB SUBMISSION	19 DEC 2014

0 4'-0" 8'-0" 16'-0"

DOB SUBMISSION

Discrepancies must be reported immediately to the Architect before proceeding. Only figured dimensions are to be used. Contractors must check all dimensions on site. This drawing is protected by copyright.

ALL DIMENSIONS ARE SHOWN IN IMPERIAL.

CONSULTANT:
AKF
1501 BROADWAY, SUITE 700
NEW YORK, NY 10020
T: 212 354 5656 F: 212 354 5668
WWW.AKF-ENGINEERS.COM

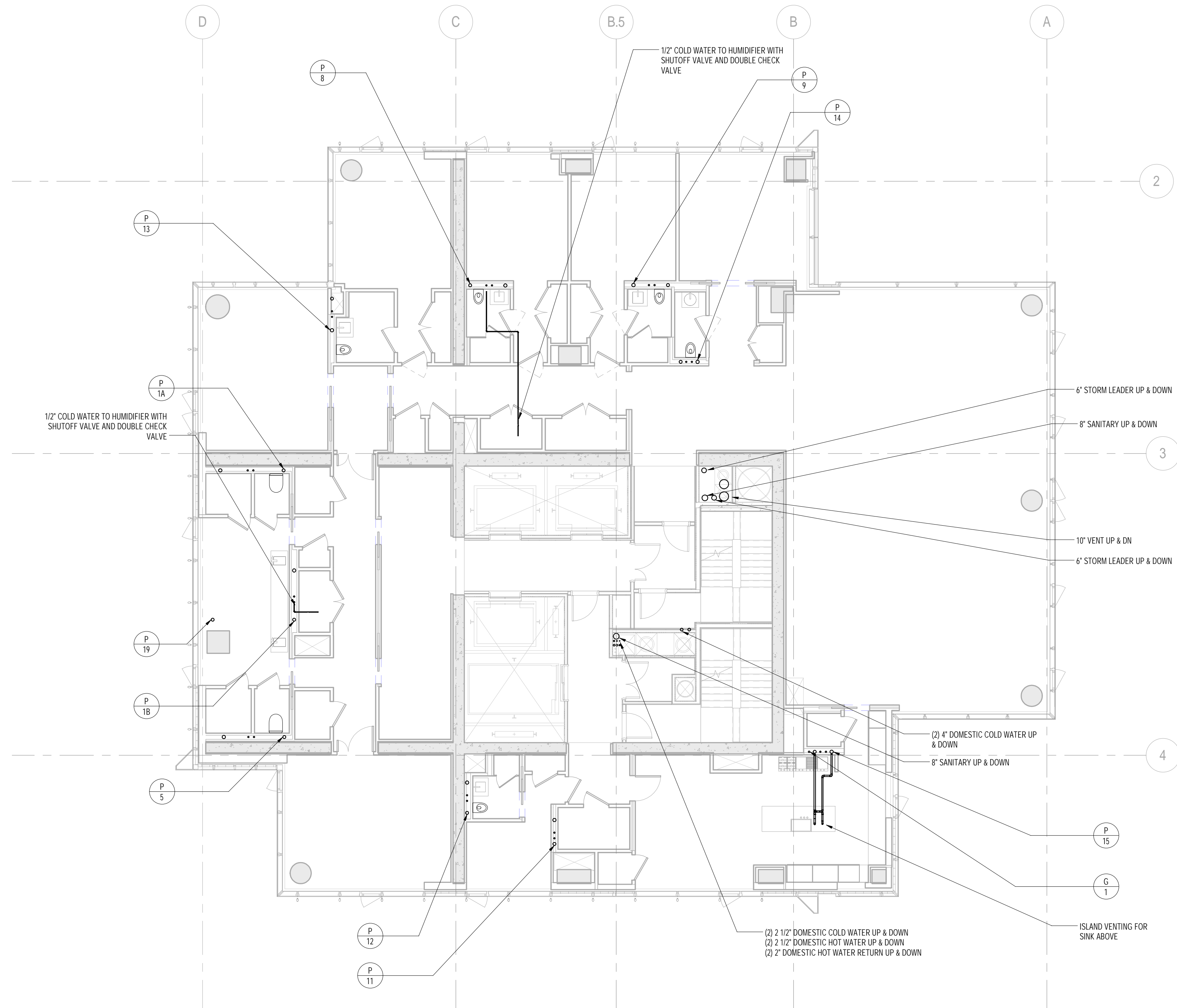
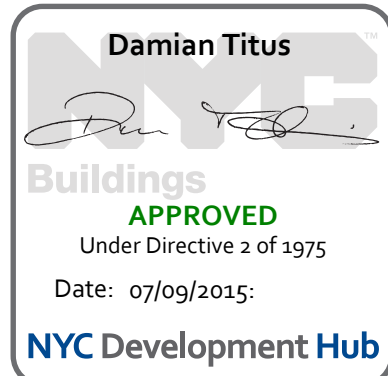
PROJECT:
217 WEST 57TH STREET
NEW YORK, NY

DRAWING TITLE:
PLUMBING
74th and 75th FLOOR PLANS

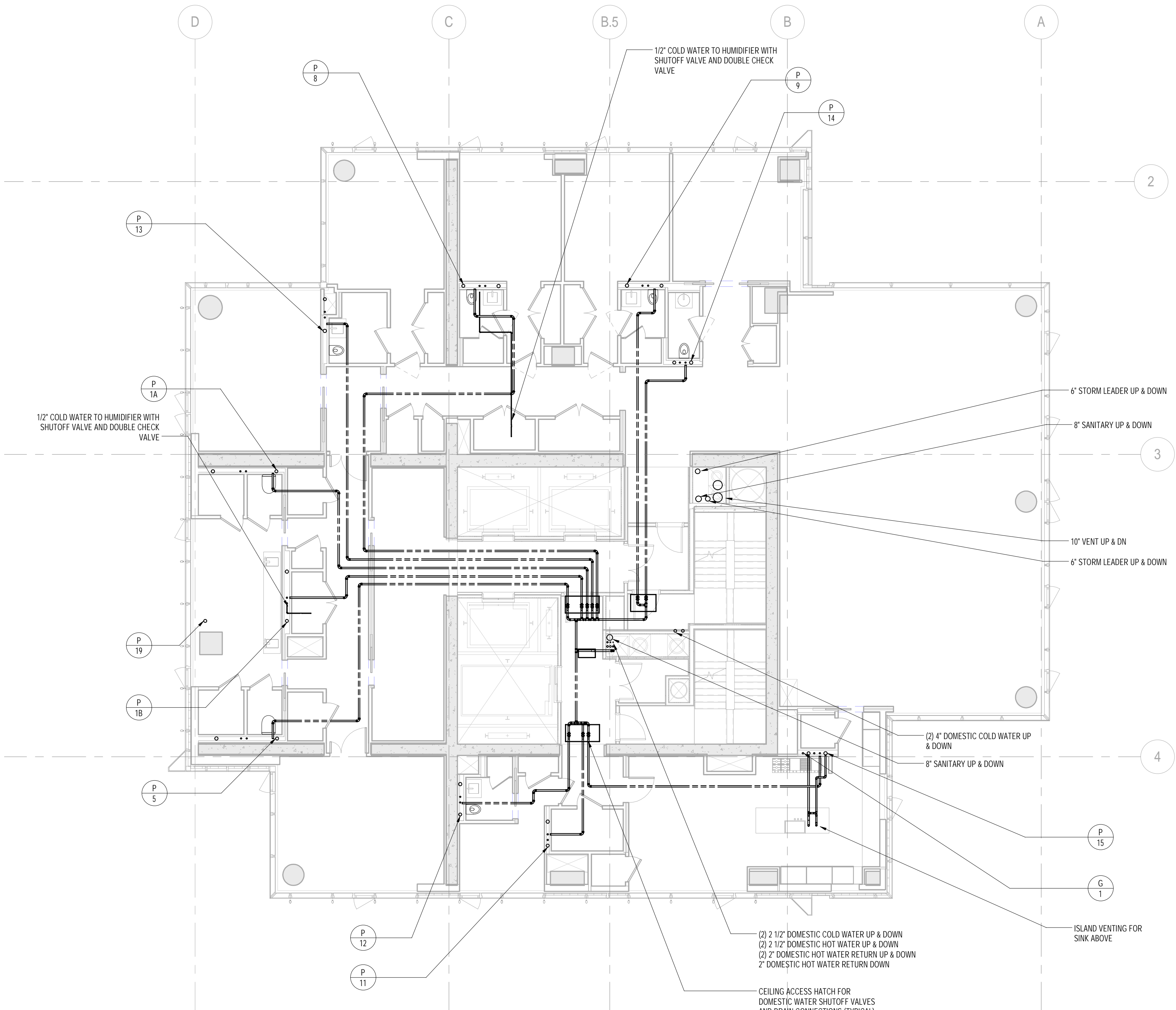
SEAL & SIGNATURE:	DATE: 04/04/14
	PROJECT No: Y130747-000
	DRAWN: JRD REV: 6
	CHK: JRD
	SCALE: 1/8" = 1'-0"
DWG No:	P-158.00

DOB PAGE No: 48 of 97

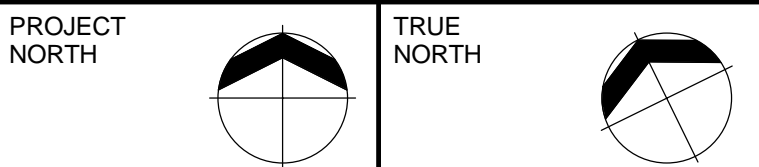
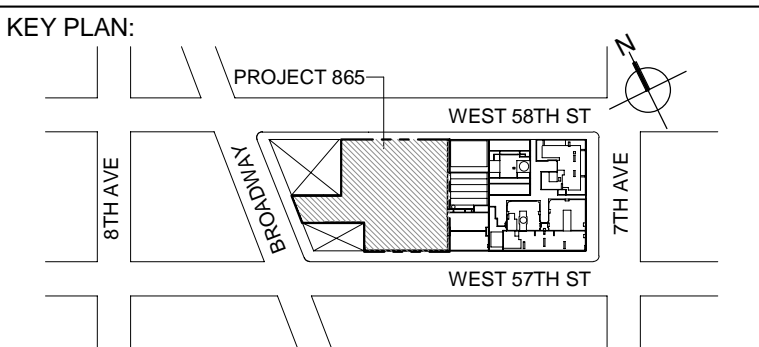
DOB EMPLOYEE STAMP: DOB B-SCAN:



2 75th FLOOR PLAN
1/8" = 1'-0"



1 74th FLOOR PLAN
1/8" = 1'-0"



DEVELOPER:
EXTELL DEVELOPMENT COMPANY
805 THIRD AVENUE, 7TH FLOOR
New York, NY 10022 USA
TEL: 212 712 6000 FAX: 212 712 6100

DESIGN ARCHITECT: Base Building Shell & Core
ADRIAN SMITH + GORDON GILL ARCHITECTURE
111 WEST MONROE STREET SUITE 2300
CHICAGO IL 60603
TEL: 312 925 1888 FAX: 312 920 1775

INTERIOR DESIGNER: Residential
Rotter Architecture and Design Studio, PLLC
238 Fifth Ave, 7th Floor
New York, NY 10001
TEL: 646 998 7000 FAX:

ARCHITECT OF RECORD: Base Building Shell, Core, & Residential
AJA ARCHITECTS, P.C.
401 Wellington St. W., 3rd Floor
Toronto, ON M5V 1E7 Canada
TEL: 416 967 1500 FAX: 416 967 7150

STRUCTURAL ENGINEERS:
WSP CANTOR SEINUK
228 EAST 46th Street
New York, NY 10017 USA
TEL: 212 697 9588 FAX: 646 487 5501

MEP ENGINEERS:
AKF GROUP
One Liberty Plaza, 165 Broadway
New York, NY 10006 USA
TEL: 212 354 5656 FAX: 212 354 5668

GEOTECHNICAL ENGINEERS:
Langan Engineering & Environmental Services
21 Penn Plaza - 360 West 37th Street, 8th Floor
New York, NY 10001-2727
TEL: 212 479 5400 FAX: 212 479 5444

CODE CONSULTANTS:
Construction Consulting Associates
100 Church Street
New York, NY 10007
TEL: 212 385 1815 FAX: 212 385 1911

CURTAINWALL CONSULTANT:
AJLP Consulting
40 Worth Street, Suite 828
New York, NY 10013
TEL: 212 757 5659 FAX: 646 219 8508

LANDMARK/PRESERVATION CONSULTANT:
Jan Hird Pokorny Associates, Inc.
39 West 37th Street, 12A
New York, NY 10018
TEL: 212 759 6462 FAX: 212 759 6540

No.	DESCRIPTION	DATE
1	CD PROGRESS ISSUE 1	15 OCT 2014
2	ISSUED FOR BID - PLUMBING	15 OCT 2014
3	DOB SUBMISSION	19 DEC 2014

0 4' - 0" 8' - 0" 16' - 0"

DOB SUBMISSION

Discrepancies must be reported immediately to the Architect before proceeding. Only figured dimensions are to be used. Contractors must check all dimensions on site. This drawing is protected by copyright.

ALL DIMENSIONS ARE SHOWN IN IMPERIAL.

CONSULTANT:
AKF
1501 BROADWAY, SUITE 700
NEW YORK, NY 10020
T: 212 354 5656 F: 212 354 5668
WWW.AKF.COM

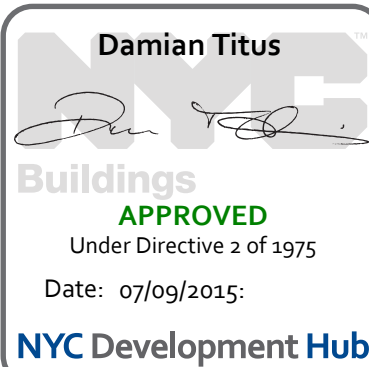
PROJECT:
217 WEST 57TH STREET
NEW YORK, NY

DRAWING TITLE:
PLUMBING
76th and 77th FLOOR PLANS
(TYPICAL 77th-81st FLOORS)

SEAL & SIGNATURE:	DATE:	10/15/14
	PROJECT No:	Y130747-000
	DRAWN: JRD	REV:
	CHK: JRD	3
	SCALE: 1/8" = 1'-0"	
DWG No:	P-159.00	

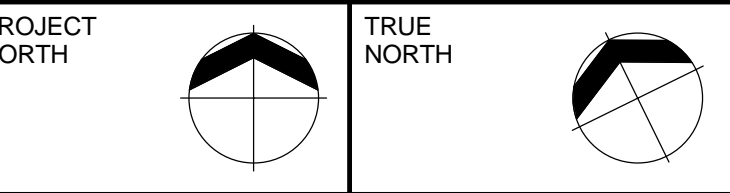
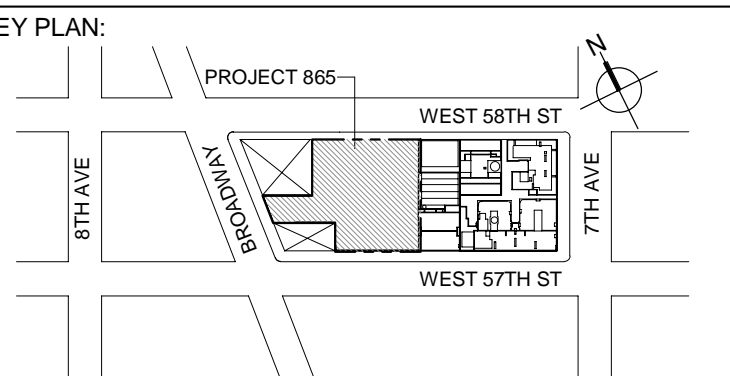
DOB PAGE No: 48 of 97

DOB EMPLOYEE STAMP:



2 TYPICAL 77th-81st FLOOR PLANS
1/8" = 1'-0"

1 76th FLOOR PLAN
1/8" = 1'-0"



DEVELOPER:
EXTELL DEVELOPMENT COMPANY
805 THIRD AVENUE, 7TH FLOOR
New York, NY 10022 USA
TEL: 212 712 6000 FAX: 212 712 6100

DESIGN ARCHITECT: Base Building Shell & Core
ADRIAN SMITH + GORDON GILL ARCHITECTURE
111 WEST MONROE STREET SUITE 2300
CHICAGO IL 60603
TEL: 312 925 1888 FAX: 312 920 1775

INTERIOR DESIGNER: Residential
Rotter Architecture and Design Studio, PLLC
238 Fifth Ave, 7th Floor
New York, NY 10001
TEL: 646 998 7000 FAX:

ARCHITECT OF RECORD: Base Building Shell, Core, & Residential
AJAJ ARCHITECTS, P.C.
401 Wellington St. W., 3rd Floor
Toronto, ON M5V 1E7 Canada
TEL: 416 967 1500 FAX: 416 967 7150

STRUCTURAL ENGINEERS:
WSP CANTOR SEINUK
228 EAST 46th Street
New York, NY 10017 USA
TEL: 212 687 8888 FAX: 646 487 5501

MEP ENGINEERS:
AKF GROUP
One Liberty Plaza, 165 Broadway
New York, NY 10006 USA
TEL: 212 354 5656 FAX: 212 354 5668

GEOTECHNICAL ENGINEERS:
Langan Engineering & Environmental Services
21 Penn Plaza - 360 West 37th Street, 8th Floor
New York, NY 10001-2277
TEL: 212 479 5400 FAX: 212 479 5444

CODE CONSULTANTS:
Construction Consulting Associates
100 Church Street
New York, NY 10007
TEL: 212 385 1818 FAX: 212 385 1911

CURTAINWALL CONSULTANT:
AJLP Consulting
40 Worth Street, Suite 828
New York, NY 10013
TEL: 212 757 5659 FAX: 646 219 8508

LANDMARK/PRESERVATION CONSULTANT:
Jan Hird Pokorny Associates, Inc.
39 West 37th Street, 12A
New York, NY 10018
TEL: 212 759 6462 FAX: 212 759 6540

No.	DESCRIPTION	DATE
1	ISSUED FOR SCHEMATIC DESIGN	04 APR 2014
2	ISSUED FOR DESIGN DEVELOPMENT	01 JUL 2014
3	ISSUED FOR DESIGN DEVELOPMENT	31 JUL 2014
4	CD PROGRESS ISSUE 1	15 OCT 2014
5	ISSUED FOR BID - PLUMBING	15 OCT 2014
6	DOB SUBMISSION	19 DEC 2014

Discrepancies must be reported immediately to the Architect before proceeding. Only figured dimensions are to be used. Contractors must check all dimensions on site. This drawing is protected by copyright.

ALL DIMENSIONS ARE SHOWN IN IMPERIAL.

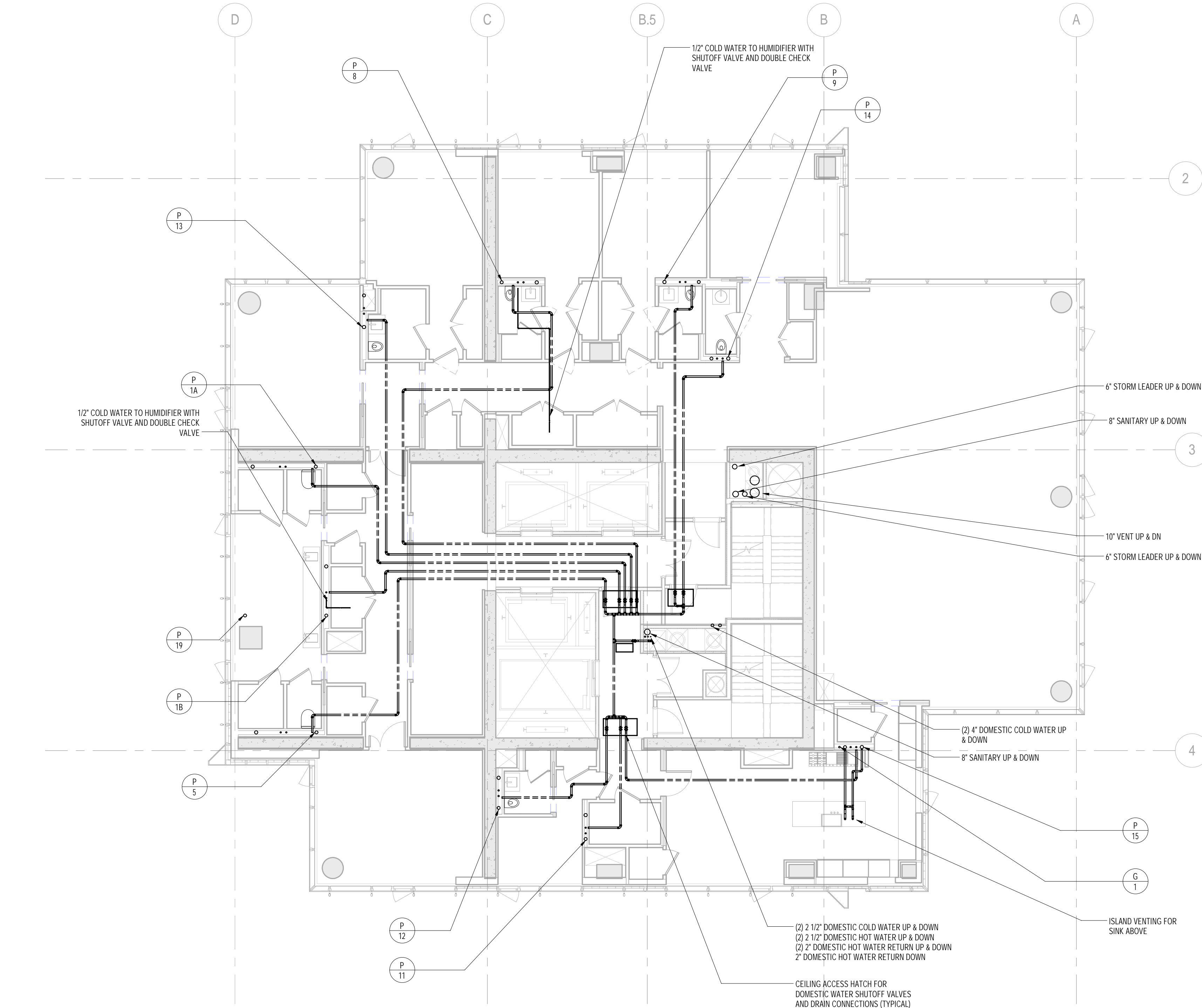
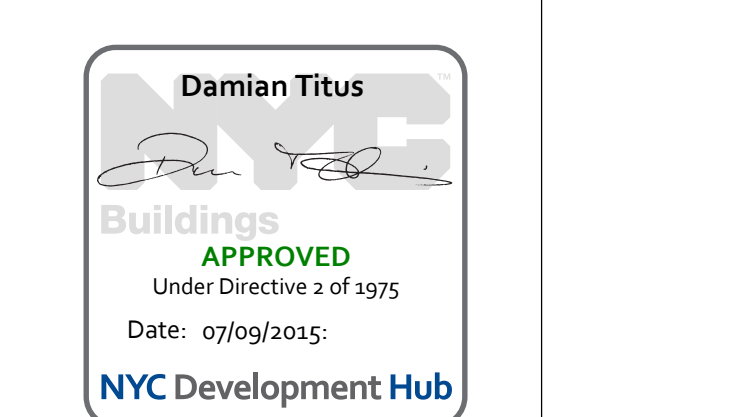
CONSULTANT:
AKF
1501 BROADWAY, SUITE 700
NEW YORK, NY 10020
T: 212 354 5656 F: 212 354 5668
Website: www.akf.com Email: info@akf.com

PROJECT:
217 WEST 57TH STREET
NEW YORK, NY

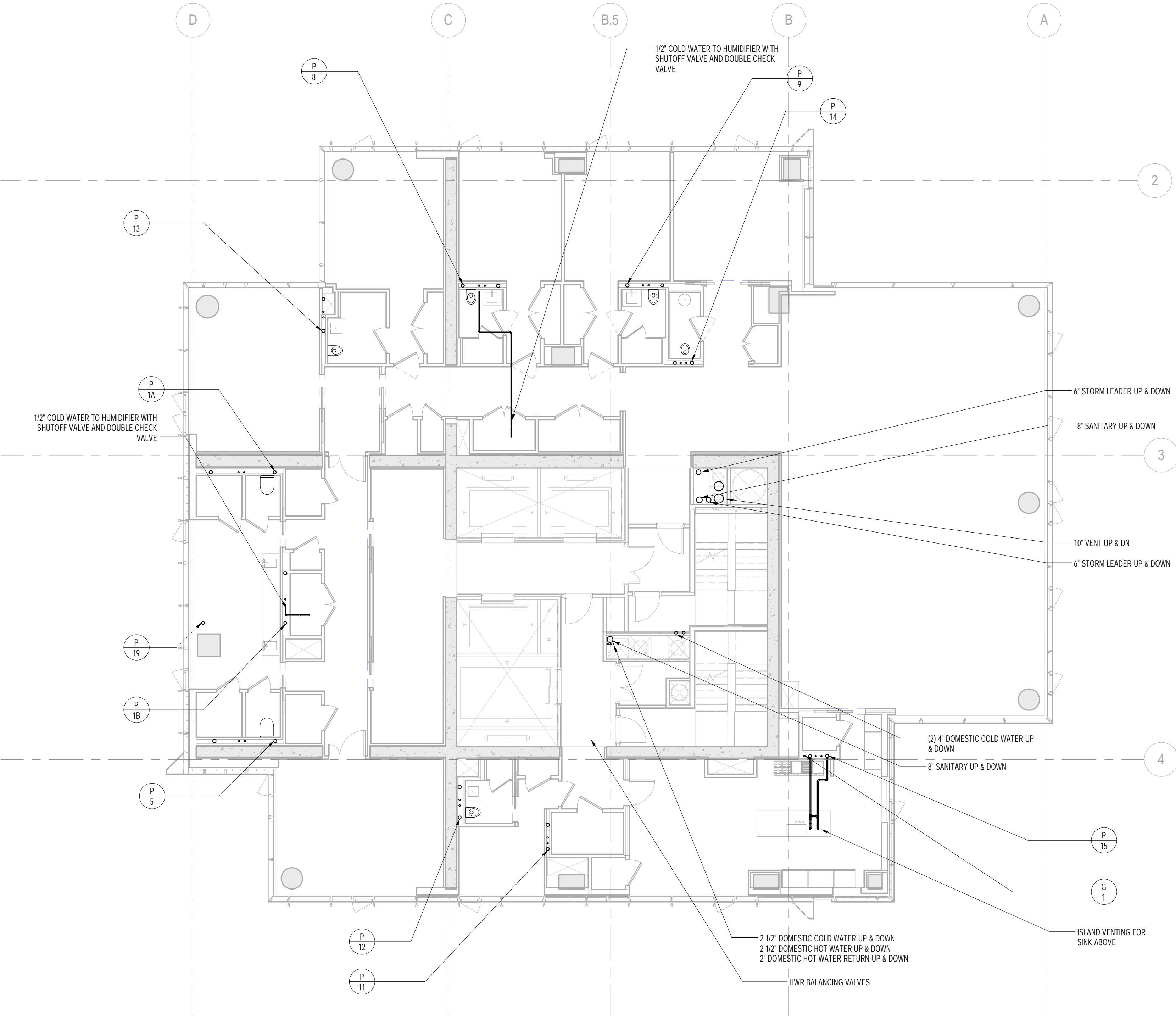
DRAWING TITLE:
PLUMBING
82nd and 83rd FLOOR PLANS

SEAL & SIGNATURE:	DATE: 04/04/14
	PROJECT No: Y130747-000
	DRAWN: JRD
	CHK: JRD
	SCALE: 1/8" = 1'-0"
DWG No:	REV: 6
DOB PAGE No: 50 of 97	P-162.00

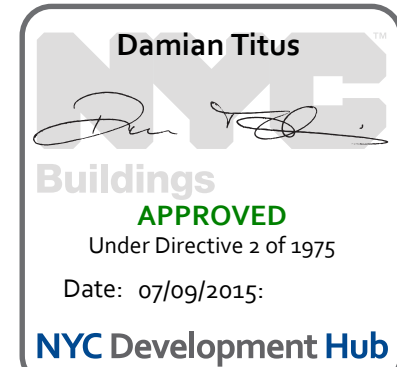
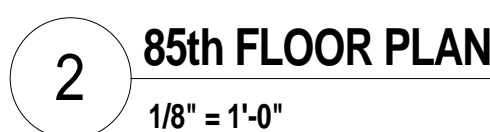
DOB EMPLOYEE STAMP: DOB B-SCAN:

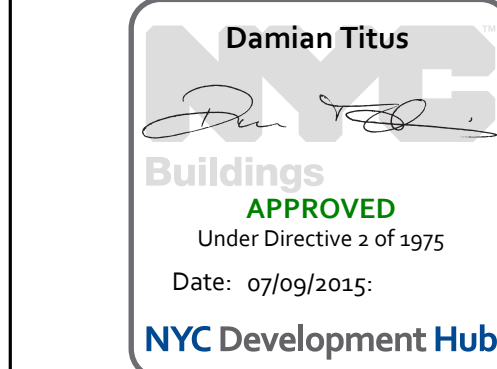
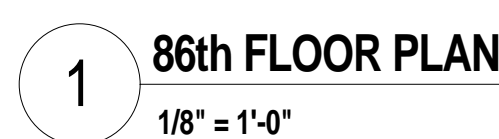
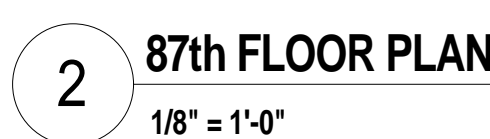


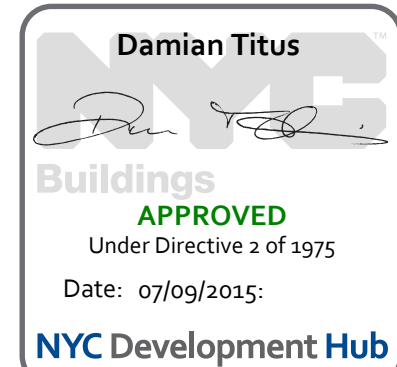
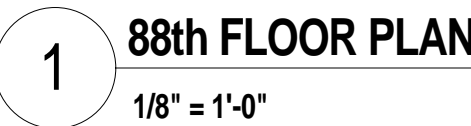
1 82nd FLOOR PLAN
1/8" = 1'-0"

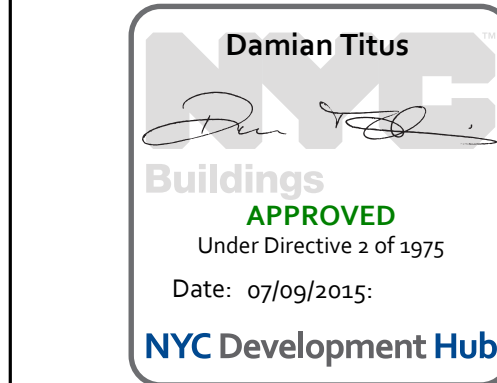
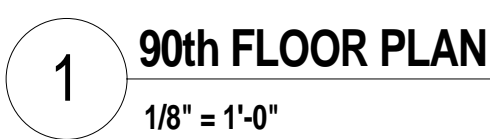
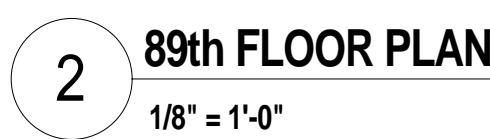


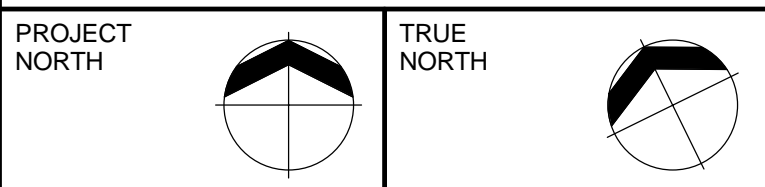
2 83rd FLOOR PLAN
1/8" = 1'-0"











DESIGN ARCHITECT: Base Building Shell & Core
ADRIAN SMITH + GORDON GILL ARCHITECTURE
111 WEST MONROE STREET SUITE 2300
CHICAGO IL 60603
TEL: 312 920 1888 FAX: 312 920 1775

INTERIOR DESIGNER: Residential
Rottet Architecture and Design Studio, PLLC
298 Fifth Ave, 7th Floor
New York, NY 10001
TEL: 646 998 7000 FAX:

ARCHITECT OF RECORD: Base Building Shell, Core, & Residential
AAI ARCHITECTS, P.C.
401 Wellington St. W., 3rd Floor
Toronto, ON M5V 1E7 Canada
TEL: 416 967 1500 FAX: 416 967 7150

STRUCTURAL ENGINEERS:
WSP CANTOR SEINUK
228 EAST 45th Street
New York, NY 10017 USA
TEL: 212 687 9888 FAX: 646 487 5501

MEP ENGINEERS:

AKF GROUP
One Liberty Plaza, 165 Broadway
New York, NY 10006 USA
TEL: 212 354 5656 FAX: 212 354 5668

GEOTECHNICAL ENGINEERS:
Langan Engineering & Environmental Services
21 Penn Plaza - 360 West 31st Street, 8th Floor
New York, NY 10001-2727
TEL: 212 479 5400 FAX: 212 479 5444

CODE CONSULTANTS:
Construction Consulting Associates
100 Church Street
New York, NY 10007
TEL: 212 385 1818 FAX: 212 385 1911

CURTAINWALL CONSULTANT:
AJLP Consulting
40 Worth Street, Suite 826
New York, NY 10013
TEL: 212 757 5659 FAX: 646 219 8508

LANDMARK/PRESERVATION CONSULTANT:
Jan Hird Pokorny Associates, Inc.
39 West 37th Street, 12A
New York, NY 10018
TEL: 212 759 6462 FAX: 212 759 6540



Discrepancies must be reported immediately to the Architect before proceeding. Only figured dimensions are to be used. Contractors must check all dimensions on site. This drawing is protected by copyright.

ALL DIMENSIONS ARE SHOWN IN IMPERIAL.

CONSULTANT:

AKF

1501 BROADWAY, SUITE 700
NEW YORK, NY 10036

T: 212.354.5656 F: 212.354.5668

Architect / Planner / Interior / Retail / Hospitality / Sports

PROJECT:

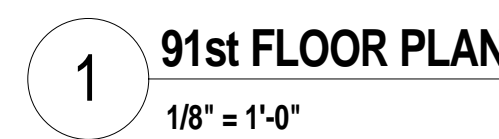
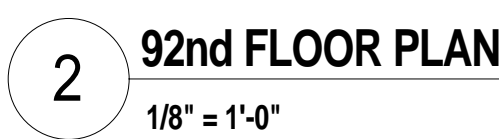
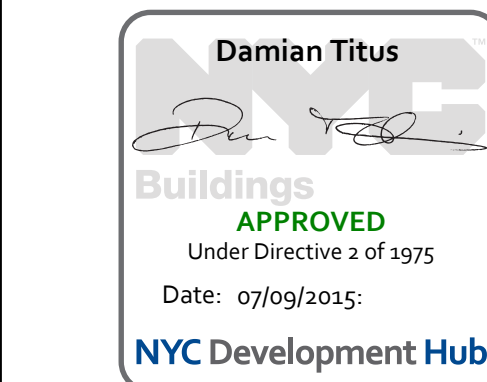
217 WEST 57TH STREET
NEW YORK, NY

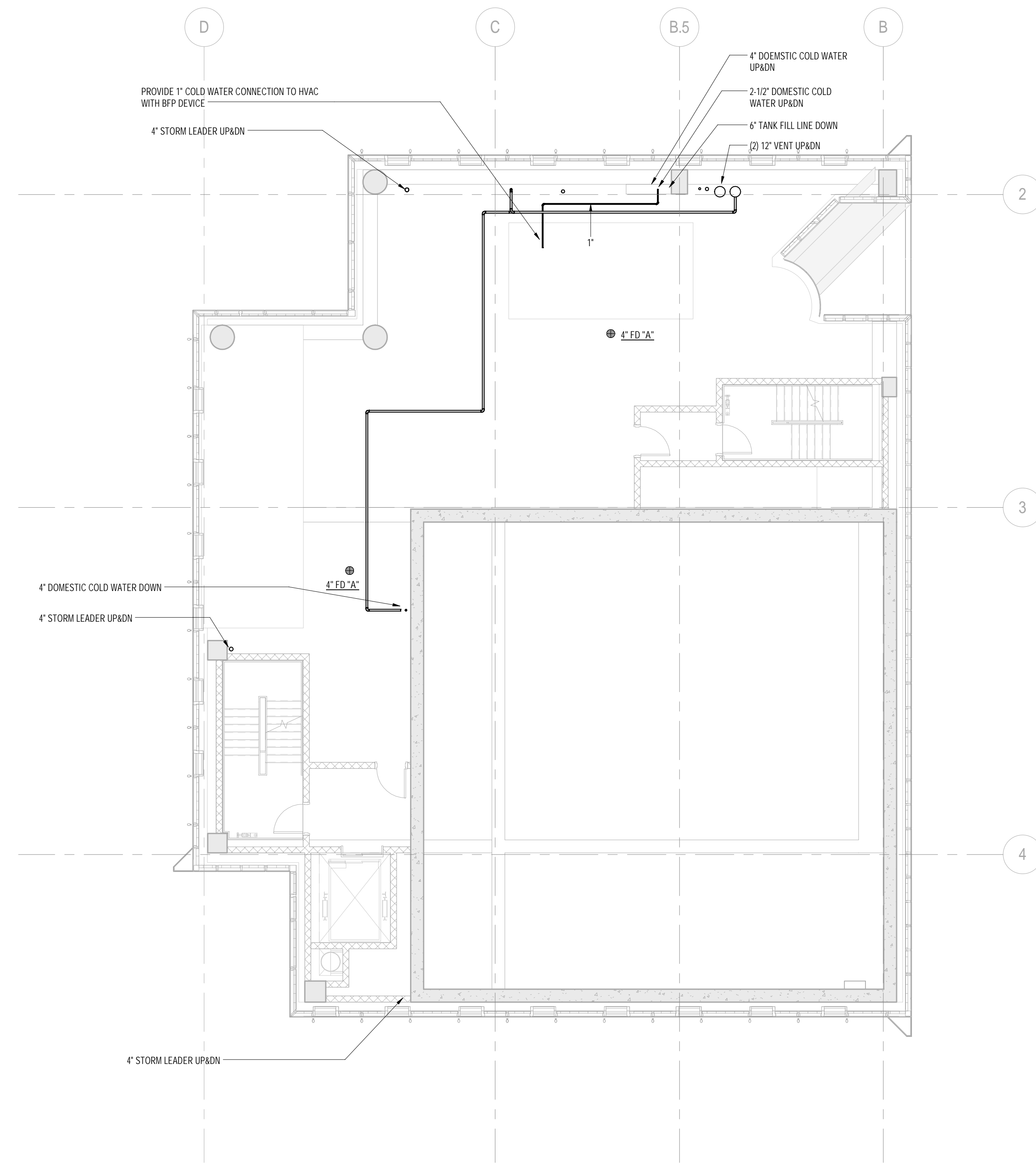
DRAWING TITLE:

PLUMBING

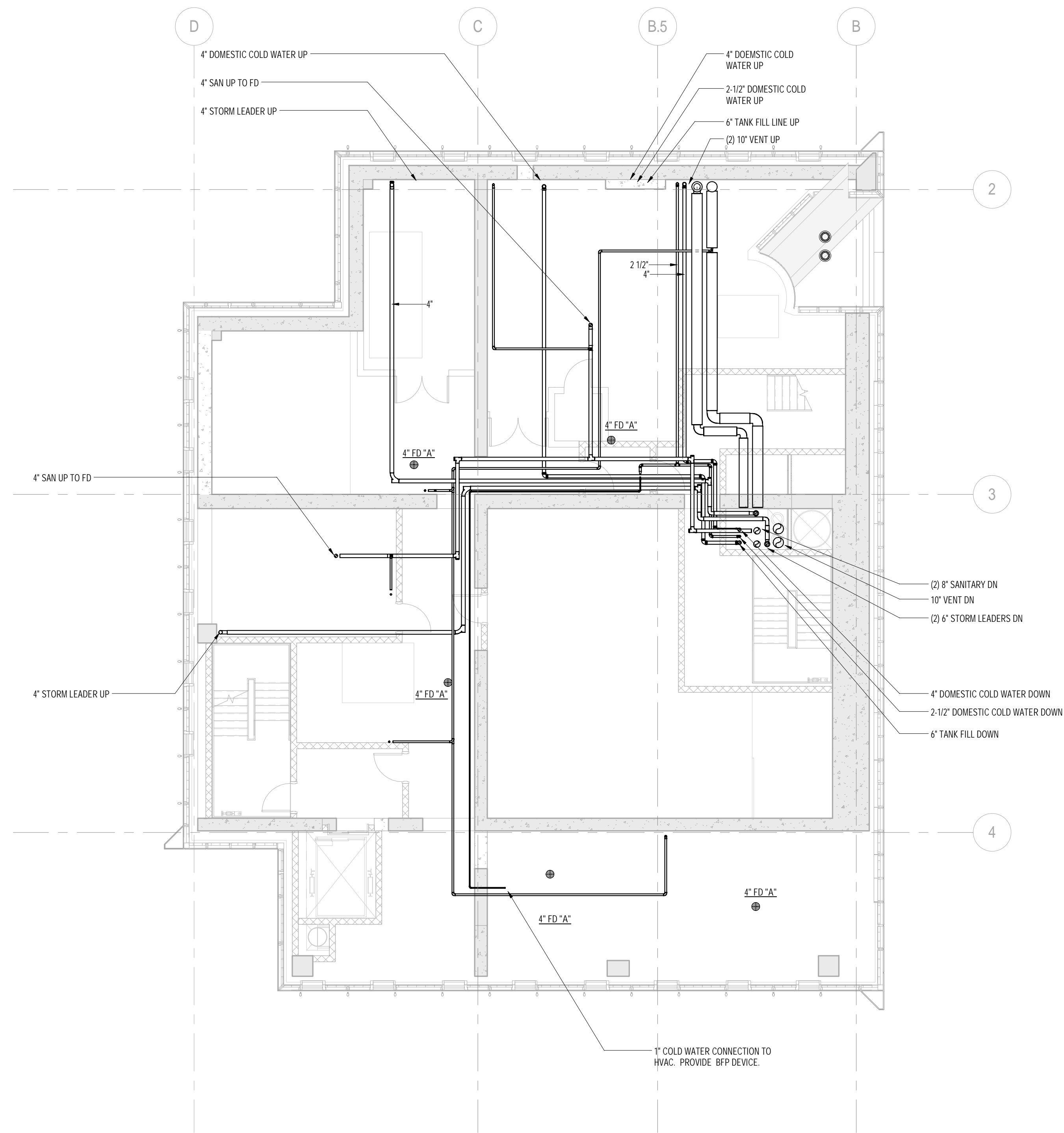
91st and 92nd FLOOR PLANS

DOB PAGE No: 55 of 97	
DOB EMPLOYEE STAMP:	DOB B-SCAN:


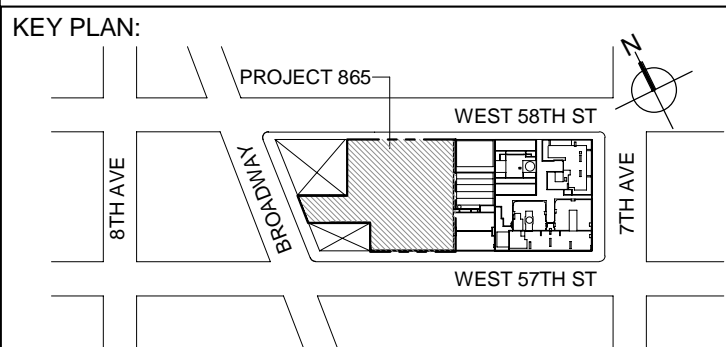
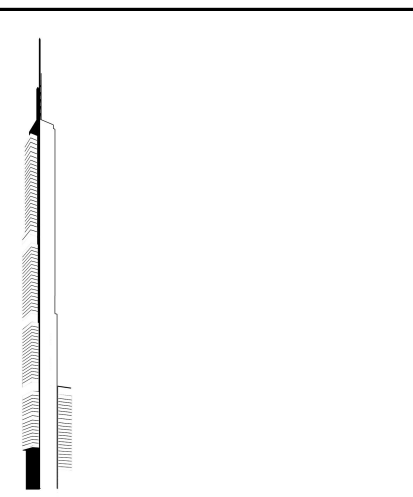




2 94th FLOOR DAMPER PLAN
1/8" = 1'-0"



1 93rd FLOOR EMR PLAN
1/8" = 1'-0"



DEVELOPER:
EXTELL DEVELOPMENT COMPANY
805 THIRD AVENUE, 7TH FLOOR
New York, NY 10022 USA
TEL: 212 712 6000 FAX: 212 712 6100

DESIGN ARCHITECT: Base Building Shell & Core
ADRIAN SMITH + GORDON GILL ARCHITECTURE
111 WEST MONROE STREET SUITE 2300
CHICAGO IL 60603
TEL: 312 920 1888 FAX: 312 920 1775

INTERIOR DESIGNER: Residential
Rottet Architecture and Design Studio, PLLC
298 Fifth Ave., 7th Floor
New York, NY 10001
TEL: 646 998 7000 FAX:

ARCHITECT OF RECORD: Base Building Shell, Core, & Residences
AAI ARCHITECTS, P.C.
401 Wellington St. W., 3rd Floor
Toronto, ON M5V 1E7 Canada
TEL: 416 967 1500 FAX: 416 967 7150

STRUCTURAL ENGINEERS:
WSP CANTOR SEINUK
228 EAST 45th Street
New York, NY 10017 USA
TEL: 212 687 9888 FAX: 646 487 5501

MEP ENGINEERS:

AKF GROUP
One Liberty Plaza, 165 Broadway
New York, NY 10006 USA
TEL: 212 354 5656 FAX: 212 354 5668

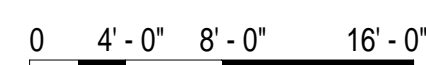
GEOTECHNICAL ENGINEERS:
Langan Engineering & Environmental Services
21 Penn Plaza - 360 West 31st Street, 8th Floor
New York, NY 10001-2727
TEL: 212 479 5400 FAX: 212 479 5444

CODE CONSULTANTS:
Construction Consulting Associates
100 Church Street
New York, NY 10007
TEL: 212 385 1818 FAX: 212 385 1911

CURTAINWALL CONSULTANT:
AJLP Consulting
40 Worth Street, Suite 826
New York, NY 10013
TEL: 212 757 5659 FAX: 646 219 8508

LANDMARK/PRESERVATION CONSULTANT:
Jan Hird Pokorny Associates, Inc.
39 West 37th Street, 12A
New York, NY 10018
TEL: 212 759 6462 FAX: 212 759 6540

No.	DESCRIPTION	DATE
1	ISSUED FOR SCHEMATIC DESIGN	04 APR 2014
2	ISSUED FOR DESIGN DEVELOPMENT	01 JUL 2014
3	ISSUED FOR DESIGN DEVELOPMENT	31 JUL 2014
4	CD PROGRESS ISSUE 1	15 OCT 2014
5	ISSUED FOR BID - PLUMBING	15 OCT 2014
6	DOB SUBMISSION	19 DEC 2014



DOB SUBMISSION

Discrepancies must be reported immediately to the Architect before proceeding. Only figured dimensions are to be used. Contractors must check all dimensions on site. This drawing is protected by copyright.

ALL DIMENSIONS ARE SHOWN IN IMPERIAL

CONSULTANT: **A K F**
1501 BROADWAY, SUITE 700
NEW YORK, NY 10036
T: 212.354.5656 F: 212.354.5668
*Kidnap / Ransom / Medical Crisis / Terrorism / New York
Investigation / Protection / Recovery / Forensic / Special*

PROJECT:


217 WEST 57TH STREET
NEW YORK, NY


DRAWING TITLE:

PLUMBING

93rd and 94th FLOOR PLANS

SEAL & SIGNATURE:	DATE:	04/04
-------------------	-------	-------

	PROJECT No:	Y130747-0

	DRAWN: JRD	REV:
	CHK: JRD	

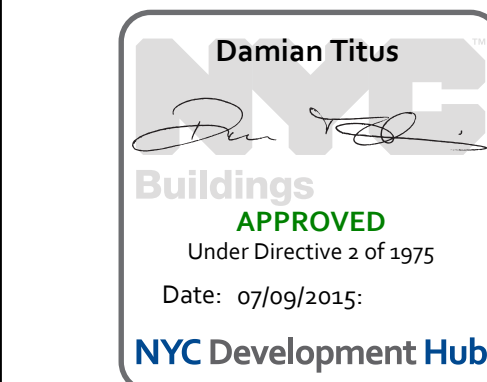
CHR: JRD
SCALE: 1/8" = 1'-0"

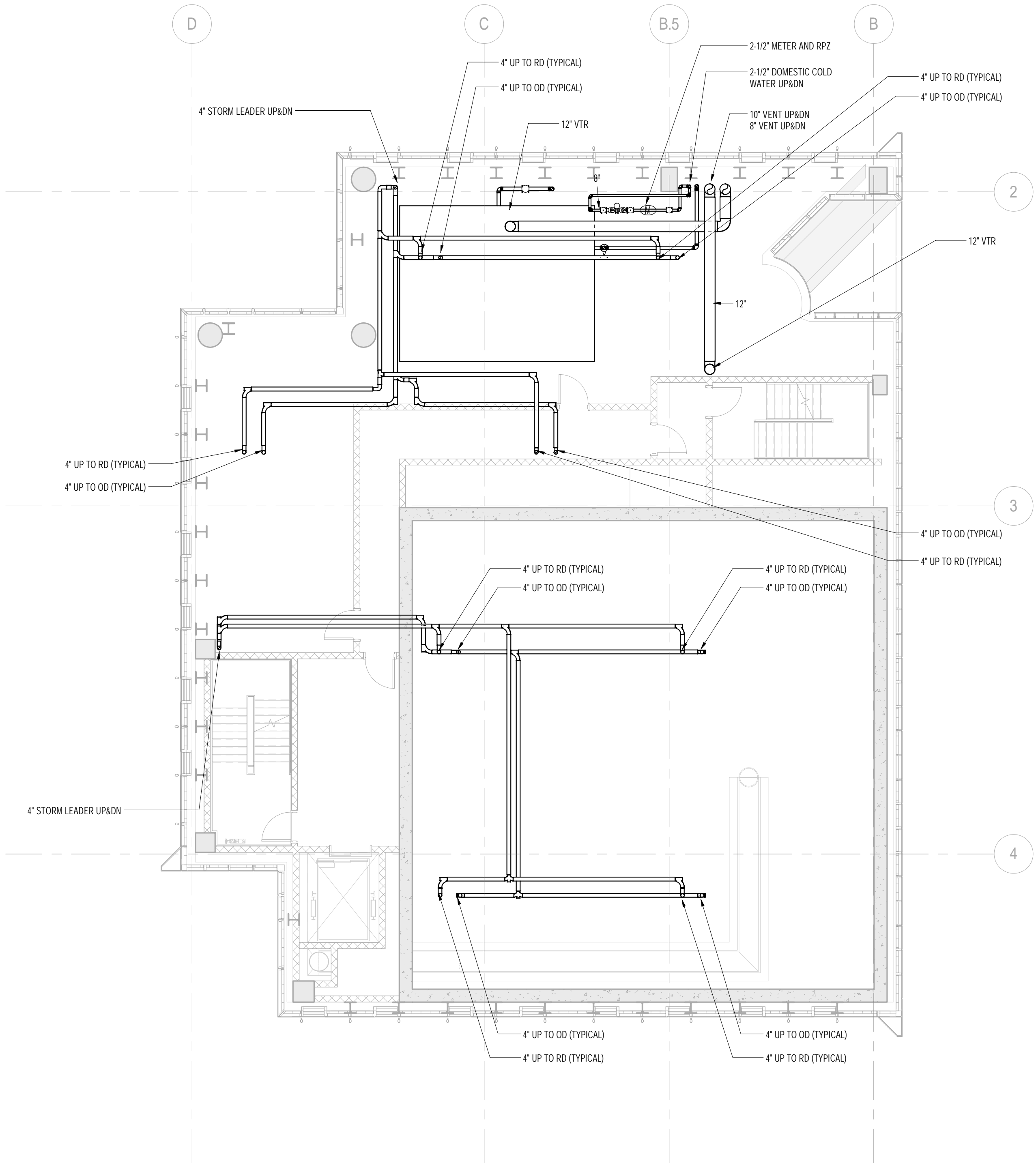


DWG No:
P-168.00

DOB PAGE No: 56 of 97

DOB EMPLOYEE STAMP:	DOB B-SCA
---------------------	-----------





KEY PLAN:
PROJECT 665 -
WEST 58TH ST
7TH AVE
WEST 57TH ST

PROJECT NORTH
TRUE NORTH

DEVELOPER:
EXTELL DEVELOPMENT COMPANY
805 THIRD AVENUE, 7TH FLOOR
New York, NY 10022 USA
TEL: 212 712 6000 FAX: 212 712 6100

DESIGN ARCHITECT:
Base Building Shell & Core
ADRIAN SMITH + GORDON GILL ARCHITECTURE
111 WEST MONROE STREET SUITE 2300
CHICAGO IL 60603
TEL: 312 925 1888 FAX: 312 920 1775

INTERIOR DESIGNER:
Residential
Rottet Architecture and Design Studio, PLLC
238 Fifth Ave, 7th Floor
New York, NY 10001
TEL: 646 998 7000 FAX:

ARCHITECT OF RECORD: Base Building Shell, Core, & Residential
AJA ARCHITECTS, P.C.
401 Wellington St. W., 3rd Floor
Toronto, ON M5V 1E7 Canada
TEL: 416 967 1500 FAX: 416 967 7150

STRUCTURAL ENGINEERS:
WSP CANTOR SEINUK
228 EAST 46th Street
New York, NY 10017 USA
TEL: 212 697 8888 FAX: 646 487 5501

MEP ENGINEERS:
AKF GROUP
One Liberty Plaza, 165 Broadway
New York, NY 10006 USA
TEL: 212 354 5656 FAX: 212 354 5668

GEOTECHNICAL ENGINEERS:
Langan Engineering & Environmental Services
21 Penn Plaza - 360 West 37th Street, 8th Floor
New York, NY 10001-2727
TEL: 212 479 5400 FAX: 212 479 5444

CODE CONSULTANTS:
Construction Consulting Associates
100 Church Street
New York, NY 10007
TEL: 212 385 1818 FAX: 212 385 1911

CURTAINWALL CONSULTANT:
AJLP Consulting
40 Worth Street, Suite 828
New York, NY 10013
TEL: 212 757 5659 FAX: 646 219 8508

LANDMARK/PRESERVATION CONSULTANT:
Jan Hird Pokorny Associates, Inc.
39 West 37th Street, 12A
New York, NY 10018
TEL: 212 759 6462 FAX: 212 759 6540

No.	DESCRIPTION	DATE
1	ISSUED FOR SCHEMATIC DESIGN	04 APR 2014
2	ISSUED FOR DESIGN DEVELOPMENT	01 JUL 2014
3	ISSUED FOR DESIGN DEVELOPMENT	31 JUL 2014
4	CD PROGRESS ISSUE 1	15 OCT 2014
5	ISSUED FOR BD - PLUMBING	15 OCT 2014
6	DOB SUBMISSION	19 DEC 2014

0 4'-0" 8'-0" 16'-0"

DOB SUBMISSION

Discrepancies must be reported immediately to the Architect before proceeding. Only figured dimensions are to be used. Contractors must check all dimensions on site. This drawing is protected by copyright.

ALL DIMENSIONS ARE SHOWN IN IMPERIAL.

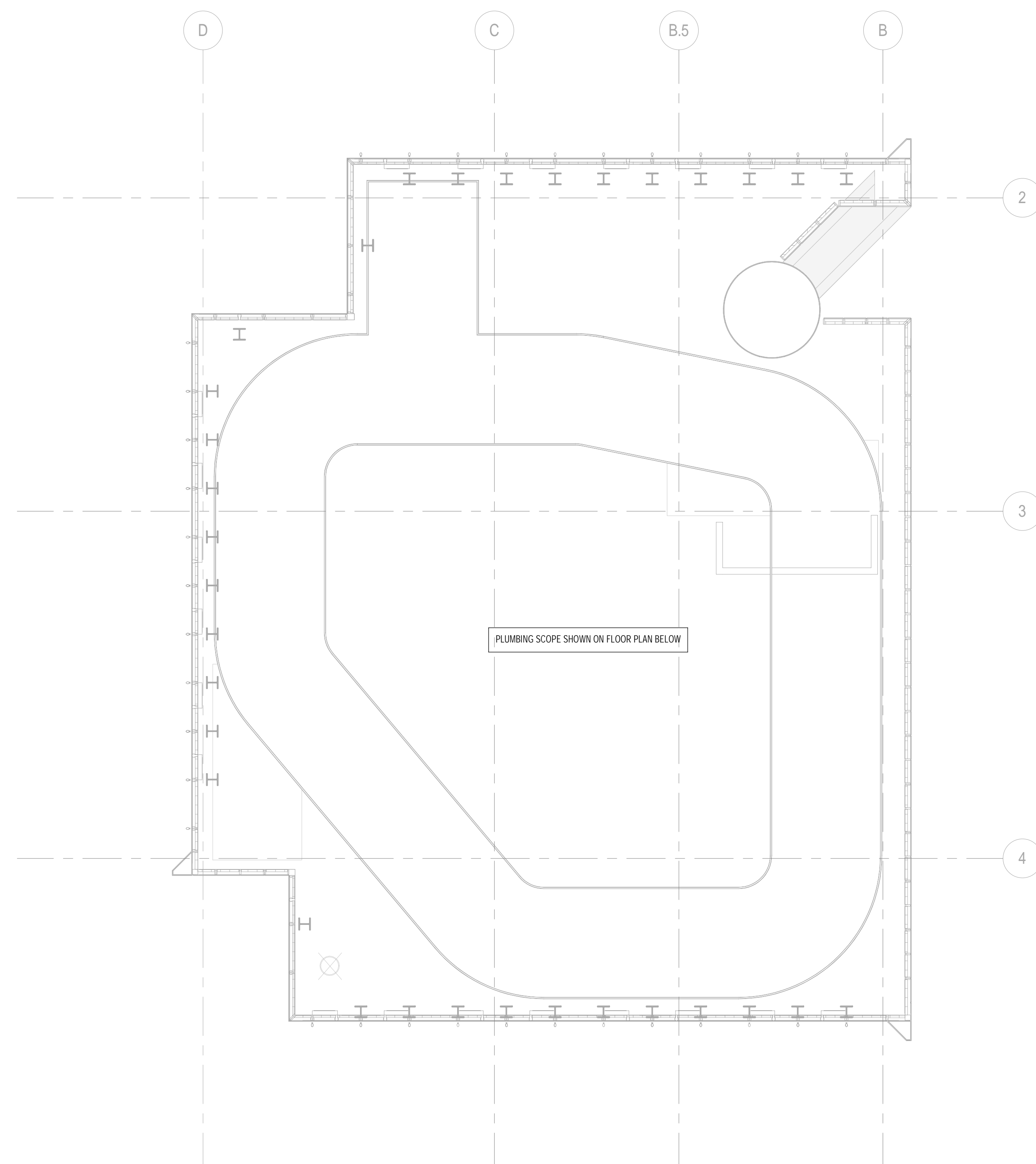
CONSULTANT:
AKF
1501 BROADWAY, SUITE 700
NEW YORK, NY 10022
T: 212 354 5656 F: 212 354 5668
Website: www.akfgroup.com

PROJECT:
217 WEST 57TH STREET
NEW YORK, NY

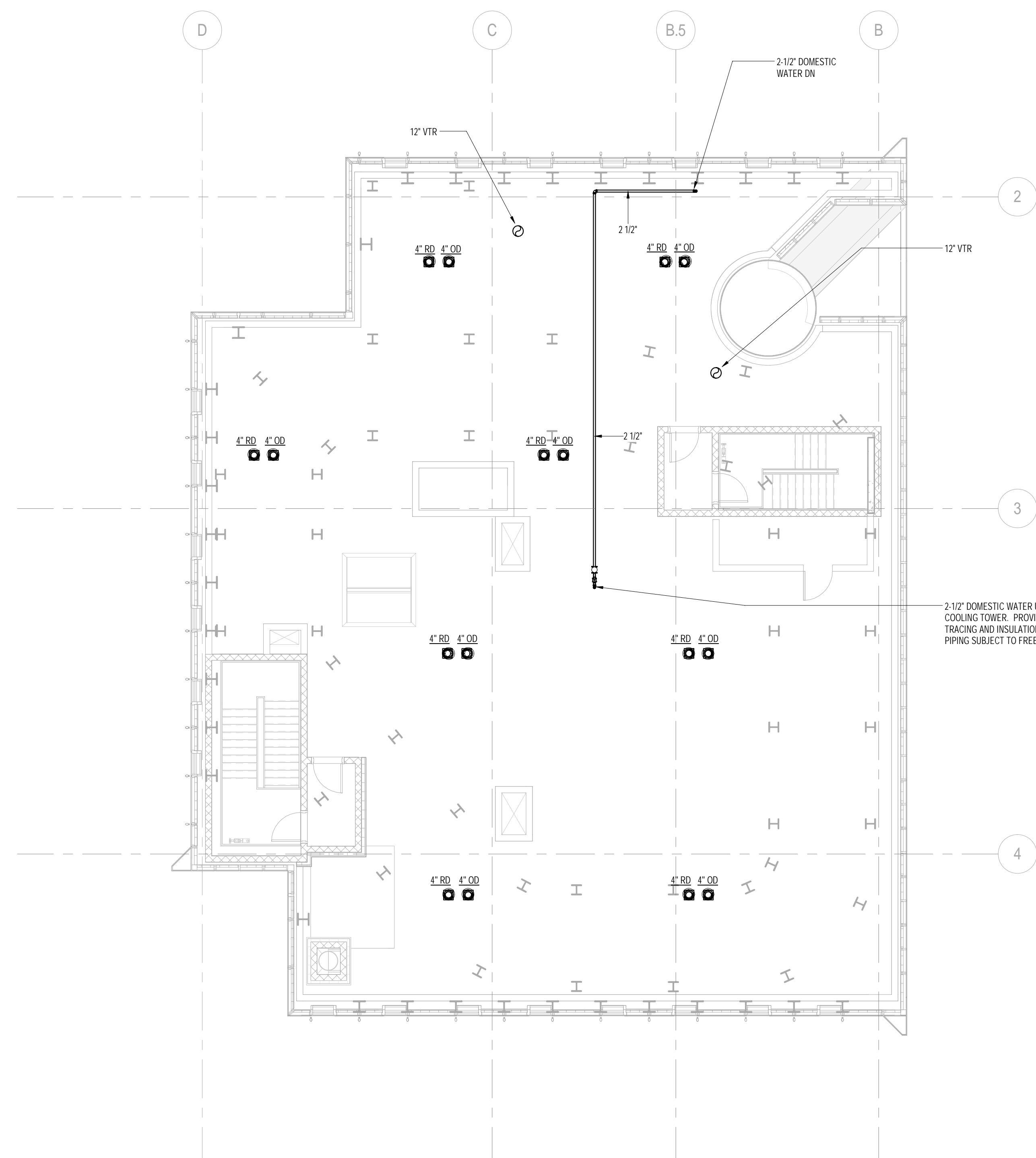
DRAWING TITLE:
PLUMBING
95th FLOOR PLAN

SEAL & SIGNATURE:
DATE: 04/04/14
PROJECT No: Y130747-000
DRAWN: JRD
CHK: JRD
SCALE: 1/8" = 1'-0"
DWG No:
P-169.00
DOB PAGE No: 57 of 97
DOB EMPLOYEE STAMP:
DOB B-SCAN:

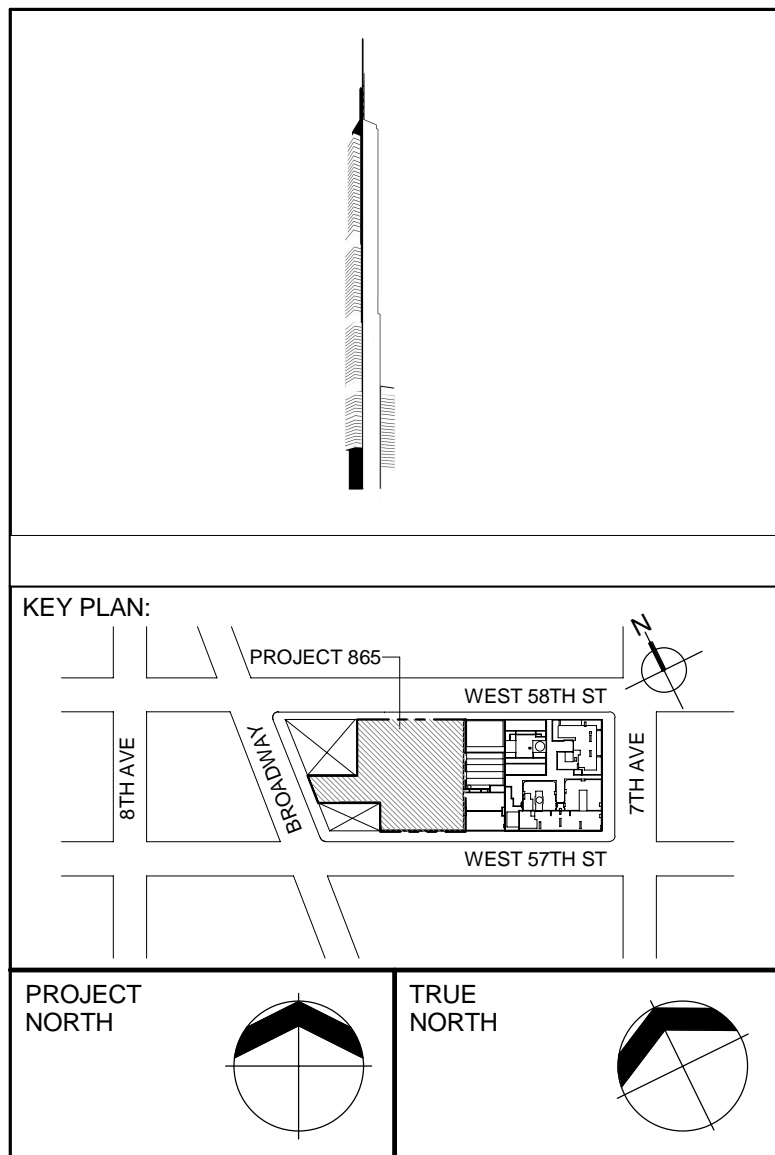
Damian Titus
Buildings
APPROVED
Under Directive 2 of 1975
Date: 07/09/2015
NYC Development Hub



2 97th ROOF PLAN
1/8" = 1'-0"



1 96th FLOOR PLAN
1/8" = 1'-0"



DEVELOPER:
EXTELL DEVELOPMENT COMPANY
805 THIRD AVENUE, 7TH FLOOR
New York, NY 10022 USA
TEL: 212 712 6000 FAX: 212 712 6100

DESIGN ARCHITECT: Base Building Shell & Core
ADRIAN SMITH + GORDON GILL ARCHITECTURE
111 WEST MONROE STREET SUITE 2300
CHICAGO IL 60603
TEL: 312 920 1888 FAX: 312 920 1775

INTERIOR DESIGNER: Residential
Rottet Architecture and Design Studio, PLLC
298 Fifth Ave., 7th Floor
New York, NY 10001
TEL: 646 998 7000 FAX:

ARCHITECT OF RECORD: Base Building Shell, Core, & Residential
AAI ARCHITECTS, P.C.
401 Wellington St. W., 3rd Floor
Toronto, ON M5V 1E7 Canada
TEL: 416 967 1500 FAX: 416 967 7150

STRUCTURAL ENGINEERS:
WSP CANTOR SEINUK
228 EAST 45th Street
New York, NY 10017 USA
TEL: 212 687 9888 FAX: 646 487 5501

MEP ENGINEERS:

AKF GROUP
One Liberty Plaza, 165 Broadway
New York, NY 10006 USA
TEL: 212 354 5656 FAX: 212 354 5668

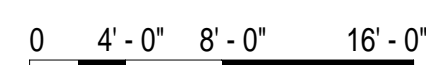
GEOTECHNICAL ENGINEERS:
Langan Engineering & Environmental Services
21 Penn Plaza - 360 West 31st Street, 8th Floor
New York, NY 10001-2727
TEL: 212 479 5400 FAX: 212 479 5444

CODE CONSULTANTS:
Construction Consulting Associates
100 Church Street
New York, NY 10007
TEL: 212 385 1818 FAX: 212 385 1911

CURTAINVALL CONSULTANT:
AJLP Consulting
40 Worth Street, Suite 826
New York, NY 10013
TEL: 212 757 5659 FAX: 646 219 8508

LANDMARK/PRESERVATION CONSULTANT:
Jan Hird Pokorny Associates, Inc.
39 West 37th Street, 12A
New York, NY 10018
TEL: 212 759 6462 FAX: 212 759 6540

No.	DESCRIPTION	DATE
1	ISSUED FOR SCHEMATIC DESIGN	04 APR 2014
2	ISSUED FOR DESIGN DEVELOPMENT	01 JUL 2014
3	ISSUED FOR DESIGN DEVELOPMENT	31 JUL 2014
4	CD PROGRESS ISSUE 1	15 OCT 2014
5	ISSUED FOR BID - PLUMBING	15 OCT 2014
6	DOB SUBMISSION	19 DEC 2014



DOB SUBMISSION

Discrepancies must be reported immediately to the Architect before proceeding. Only figured dimensions are to be used. Contractors must check all dimensions on site. This drawing is protected by copyright.

ALL DIMENSIONS ARE SHOWN IN IMPERIAL.

CONSULTANT:

A K F

1501 BROADWAY, SUITE 700
NEW YORK, NY 10036
T: 212.354.5656 F: 212.354.5668

Atlanta / Boston / Chicago / Cincinnati / Dallas / Denver / Detroit / Fort Worth / Houston / Los Angeles / Miami / Minneapolis / New York / Philadelphia / Phoenix / Portland / Raleigh / San Francisco / Seattle / Tampa / Washington, DC

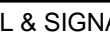
PROJECT:


217 WEST 57TH STREET
NEW YORK, NY

DRAWING TITLE:

PLUMBING


96th ROOF and BMU FLOOR PLANS

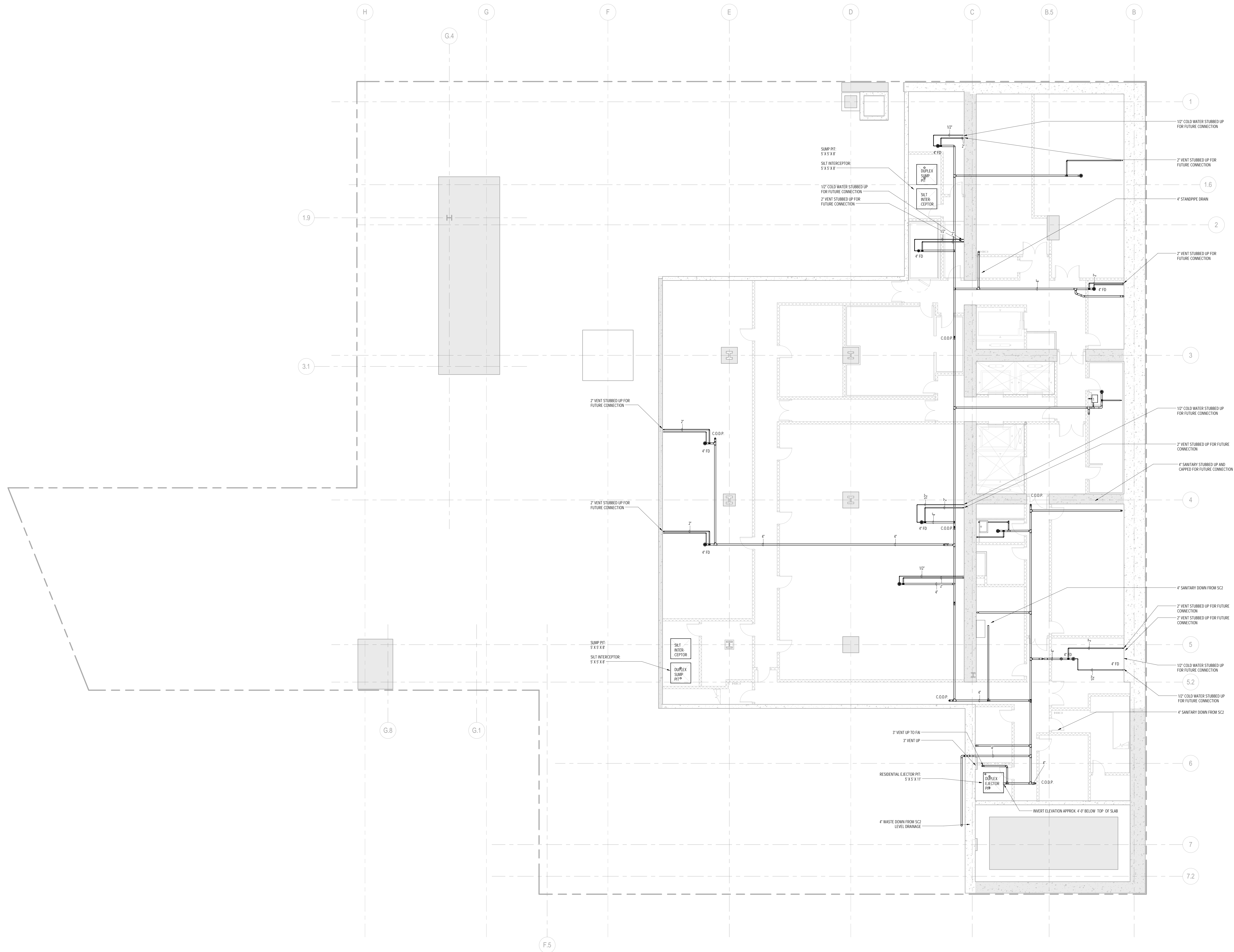
	SEAL & SIGNATURE:		DATE:	04/04/14
			PROJECT No:	Y130747-000
			DRAWN: JRD	REV:
			CHK: JRD	6
			SCALE: 1/8" = 1'-0"	



DWG No:
P-170.00

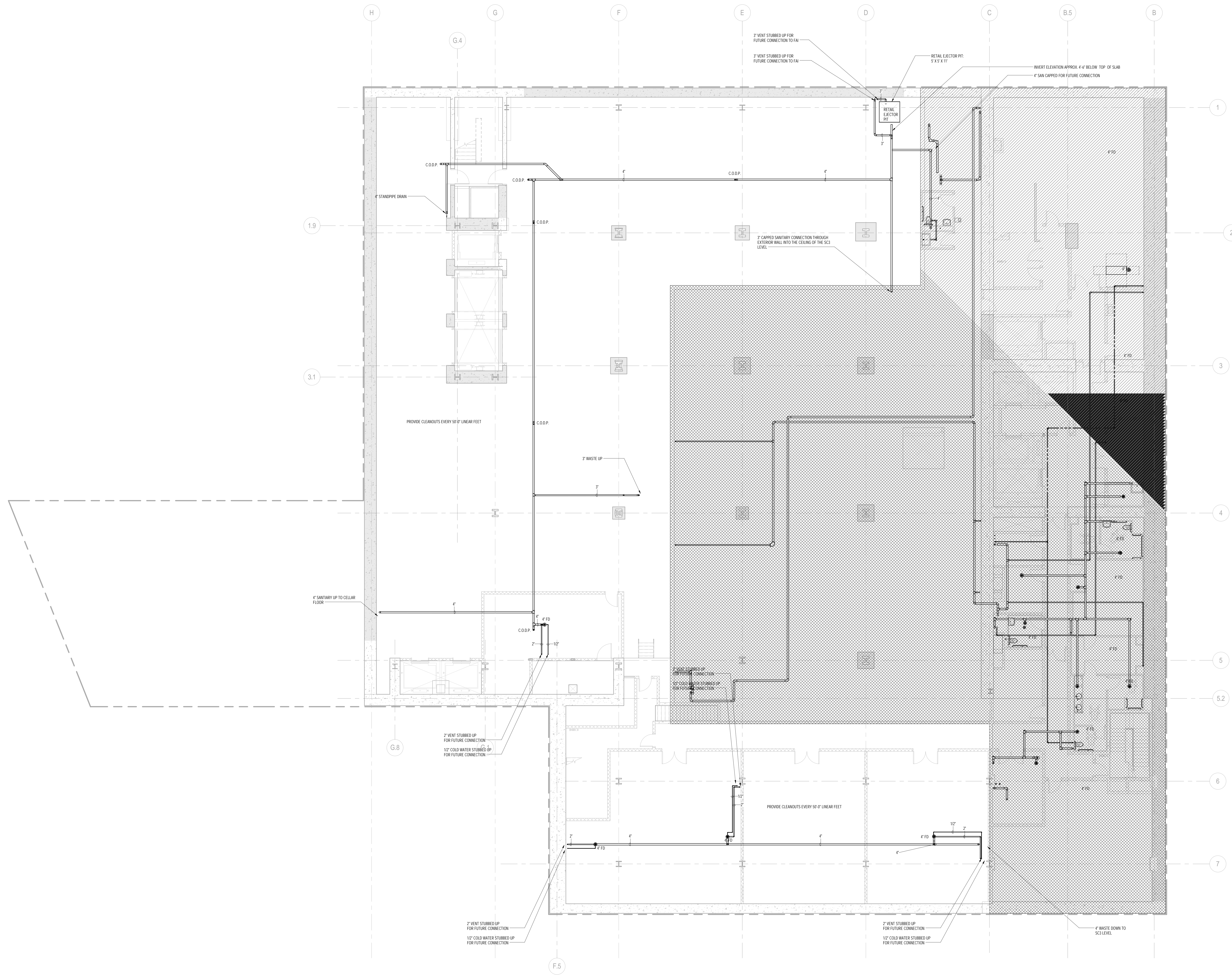
DOB PAGE No: 58 of 97	
DOB EMPLOYEE STAMP:	DOB B-SCAN:

Damian Titus

Buildings
APPROVED
Under Directive 2 of 1975
Date: 07/09/2015:
NYC Development Hub

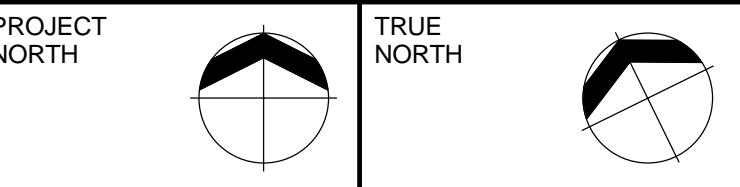
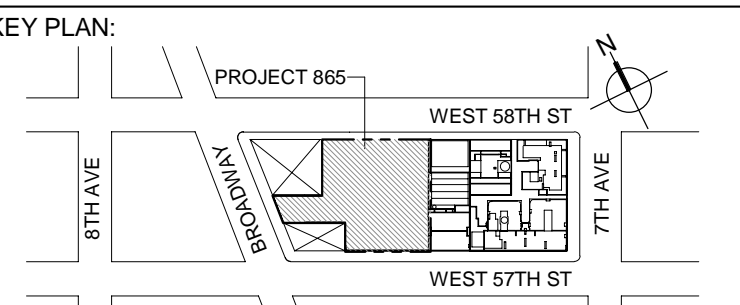


1 SUB CELLAR 3 FLOOR PLAN
1/8" = 1'-0"

PROJECT NORTH		
DEVELOPER: EXTELL DEVELOPMENT COMPANY 805 THIRD AVENUE, 7TH FLOOR NEW YORK, NY 10022 USA TEL: 212 712 6000 FAX: 212 712 6100		
DESIGN ARCHITECT: Base Building Shell & Core ADRIAN SMITH + GORDON GILL ARCHITECTURE 111 WEST MONROE STREET SUITE 2300 CHICAGO, IL 60603 TEL: 312 925 1888 FAX: 312 920 1775		
INTERIOR DESIGNER: Residential Rottet Architecture and Design Studio, PLLC 238 Fifth Ave, 7th Floor New York, NY 10001 TEL: 646 998 7000 FAX:		
ARCHITECT OF RECORD: Base Building Shell, Core, & Residential AJA ARCHITECTS, P.C. 401 Wellington St. W., 3rd Floor Toronto, ON M5V 1E7 Canada TEL: 416 967 1500 FAX: 416 967 7150		
STRUCTURAL ENGINEERS: WSP CANTOR SEINUK 228 EAST 45th Street New York, NY 10017 USA TEL: 212 697 9588 FAX: 646 487 5501		
MEP ENGINEERS: AKF GROUP One Liberty Plaza, 165 Broadway New York, NY 10006 USA TEL: 212 354 5656 FAX: 212 354 5668		
GEOTECHNICAL ENGINEERS: Langan Engineering & Environmental Services 21 Penn Plaza - 360 West 37th Street, 8th Floor New York, NY 10001-2727 TEL: 212 479 5400 FAX: 212 479 5444		
CODE CONSULTANTS: Construction Consulting Associates 100 Church Street New York, NY 10007 TEL: 212 385 1818 FAX: 212 385 1911		
CURTAINWALL CONSULTANT: AJLP Consulting 40 Worth Street, Suite 828 New York, NY 10013 TEL: 212 757 5659 FAX: 646 219 8508		
LANDMARK/PRESERVATION CONSULTANT: Jan Hird Pokorny Associates, Inc. 39 West 37th Street, 12A New York, NY 10018 TEL: 212 759 6462 FAX: 212 759 6540		
No.	DESCRIPTION	DATE
1	ISSUED FOR SCHEMATIC DESIGN	04 APR 2014
2	ISSUED FOR DESIGN DEVELOPMENT	01 JUL 2014
3	ISSUED FOR DESIGN DEVELOPMENT	31 JUL 2014
4	CD PROGRESS ISSUE 1	15 OCT 2014
5	ISSUED FOR BID - PLUMBING	15 OCT 2014
6	ISSUED FOR CONSTRUCTION	17 NOV 2014
7	ISSUED FOR FILING	25 NOV 2014
8	DOB SUBMISSION	19 DEC 2014
DOB SUBMISSION		
Discrepancies must be reported immediately to the Architect before proceeding. Only figured dimensions are to be used. Contractors must check all dimensions on site. This drawing is protected by copyright.		
ALL DIMENSIONS ARE SHOWN IN IMPERIAL.		
CONSULTANT: AKF 1501 BROADWAY, SUITE 700 NEW YORK, NY 10020 T: 212 354 5656 F: 212 354 5668 www.akfgroup.com		
PROJECT: 217 WEST 57TH STREET NEW YORK, NY		
DRAWING TITLE: PLUMBING SUB CELLAR 3 UNDERGROUND PIPING PLAN		
SEAL & SIGNATURE: 	DATE: 04/04/14	PROJECT No.: Y130747-000
DRAWN: JRD CHK: JRD	REV: 8	SCALE: 1/8" = 1'-0"
DWG No.: P-200.00	DOB PAGE No: 59 of 97	
DOB EMPLOYEE STAMP: 		DOB B-SCAN:



1 SUB CELLAR 2 FLOOR PLAN
1/8" = 1'-0"



EXTELL DEVELOPMENT COMPANY
805 THIRD AVENUE, 7TH FLOOR
New York, NY 10022 USA
TEL: 212 712 6000 FAX: 212 712 6100

DESIGN ARCHITECT: Base Building Shell & Core
ADRIAN SMITH + GORDON GILL ARCHITECTURE
111 WEST MONROE STREET SUITE 2300
CHICAGO IL 60603
TEL: 312 920 1888 FAX: 312 920 1775

INTERIOR DESIGNER: Residential
Rottet Architecture and Design Studio, PLLC
 298 Fifth Ave., 7th Floor
 New York, NY 10001
 TEL: 646 998 7000 FAX:

ARCHITECT OF RECORD: Base Building Shell, Core, & Residential
AAI ARCHITECTS, P.C.
 401 Wellington St. W., 3rd Floor
 Toronto, ON M5V 1E7 Canada
 TEL: 416 967 1500 FAX: 416 967 7150

STRUCTURAL ENGINEERS:
WSP CANTOR SEINUK
228 EAST 45th Street
New York, NY 10017 USA
TEL: 212 687 9888 FAX: 646 487 5501

MEP ENGINEERS:

AKF GROUP
One Liberty Plaza, 165 Broadway
New York, NY 10006 USA
TEL: 212 354 5656 FAX: 212 354 5668

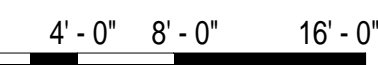
GEOTECHNICAL ENGINEERS:
Langan Engineering & Environmental Services
21 Penn Plaza - 360 West 31st Street, 8th Floor
New York, NY 10001-2727
TEL: 212 479 5400 FAX: 212 479 5444

CODE CONSULTANTS:
Construction Consulting Associates
100 Church Street
New York, NY 10007
TEL: 212 385 1818 FAX: 212 385 1911

CURTAINWALL CONSULTANT:
AJLP Consulting
40 Worth Street, Suite 826
New York, NY 10013
TEL: 212 757 5659 FAX: 646 219 8508

ANDMARK/PRESERVATION CONSULTANT:
Jan Hird Pokorny Associates, Inc.
39 West 37th Street, 12A
New York, NY 10018
TEL: 212 759 6462 FAX: 212 759 6540

No.	DESCRIPTION	DATE
1	ISSUED FOR SCHEMATIC DESIGN	04 APR 2014
2	ISSUED FOR DESIGN DEVELOPMENT	01 JUL 2014
3	ISSUED FOR DESIGN DEVELOPMENT	31 JUL 2014
4	CD PROGRESS ISSUE 1	15 OCT 2014
5	ISSUED FOR BID - PLUMBING	15 OCT 2014
6	ISSUED FOR CONSTRUCTION	17 NOV 2014
7	ISSUED FOR FILING	25 NOV 2014
8	DOB SUBMISSION	19 DEC 2014



JOB SUBMISSION

Discrepancies must be reported immediately to the Architect before proceeding. Only figured dimensions are to be used. Contractors must check all dimensions on site. This drawing is protected by copyright.

ALL DIMENSIONS ARE SHOWN IN IMPERIAL.

CONSULTANT: **AKF**
1501 BROADWAY, SUITE 700
NEW YORK, NY 10036
T: 212.354.5656 F: 212.354.5668
Atlanta / Boston / Mexico City / Minneapolis / New York
Philadelphia / Princeton / Seattle / Stockholm / Toronto

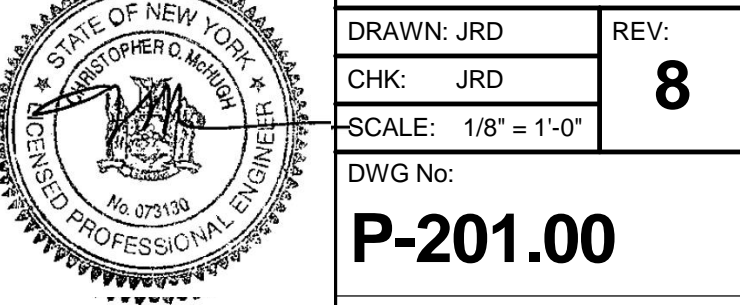
PROJECT:

217 WEST 57TH STREET
NEW YORK, NY

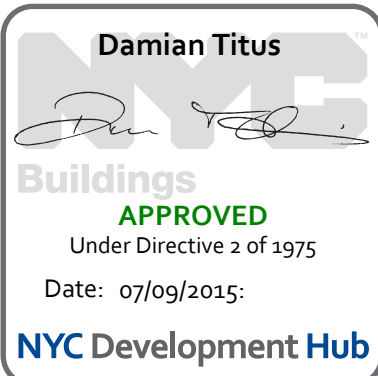
DRAWING TITLE:

PLUMBING
SUB CELLAR 2 UNDERGROUND
PIPING PLAN

REAL & SIGNATURE:	DATE:	04/04/14
	PROJECT No:	Y130747-000



DOB EMPLOYEE STAMP:		DOB B-SCAN:
---------------------	--	-------------





R: **EXTELL DEVELOPMENT COMPANY**
805 THIRD AVENUE, 7TH FLOOR
New York, NY 10022 USA
TEL: 212 712 6000 FAX: 212 712 6100

DESIGN ARCHITECT: Base Building Shell & Core
ADRIAN SMITH + GORDON GILL ARCHITECTURE
 111 WEST MONROE STREET SUITE 2300
 CHICAGO IL 60603
 TEL: 312 920 1888 FAX: 312 920 1775

INTERIOR DESIGNER: Residential
Rottet Architecture and Design Studio, PLLC
 298 Fifth Ave, 7th Floor
 New York, NY 10001
 TEL: 646 998 7000 FAX:

ARCHITECT OF RECORD: Base Building Shell, Core, & Residential
AAI ARCHITECTS, P.C.
 401 Wellington St. W., 3rd Floor
 Toronto, ON M5V 1E7 Canada
 TEL: 416 967 1500 FAX: 416 967 7150

STRUCTURAL ENGINEERS:
WSP CANTOR SEINUK
228 EAST 45th Street
New York, NY 10017 USA
TEL: 212 687 9888 FAX: 646 487 5501

MEP ENGINEERS:

AKF GROUP
One Liberty Plaza, 165 Broadway
New York, NY 10006 USA
TEL: 212 354 5656 FAX: 212 354 5668

GEOTECHNICAL ENGINEERS:
Langan Engineering & Environmental Services
21 Penn Plaza - 360 West 31st Street, 8th Floor
New York, NY 10001-2727
TEL: 212 479 5400 FAX: 212 479 5444

Construction Consulting Associates
100 Church Street
New York, NY 10007
TEL: 212 385 1818 FAX: 212 385 1911

CURTAINWALL CONSULTANT:
AJLP Consulting
40 Worth Street, Suite 826
New York, NY 10013
TEL: 212 757 5659 FAX: 646 219 8508

Jan Hird Pokorny Associates, Inc.
39 West 37th Street, 12A
New York, NY 10018
TEL: 212 759 6462 FAX: 212 759 6540

No.	DESCRIPTION	DATE
1	ISSUED FOR SCHEMATIC DESIGN	04 APR 2014
2	ISSUED FOR DESIGN DEVELOPMENT	01 JUL 2014
3	ISSUED FOR DESIGN DEVELOPMENT	31 JUL 2014
4	CD PROGRESS ISSUE 1	15 OCT 2014
5	ISSUED FOR BID - PLUMBING	15 OCT 2014
6	DOB SUBMISSION	19 DEC 2014

Discrepancies must be reported immediately to the Architect before proceeding. Only figured dimensions are to be used. Contractors must check all dimensions on site. This drawing is protected by copyright.

ALL DIMENSIONS ARE SHOWN IN IMPERIAL.


A	K	F
---	---	---

217 WEST 57TH STREET
NEW YORK, NY

PLUMBING

WATER RISER DIAGRAM


DATE: 04/04/14


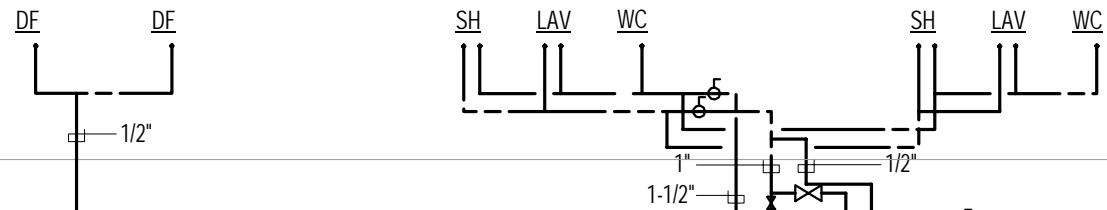
	PROJECT No: Y130747-000	
	DRAWN: JRD	REV: <div style="font-size: 2em; font-weight: bold; text-align: center;">6</div>
	CHK: JRD	
	SCALE: NONE	

DWG No:

P-300.00

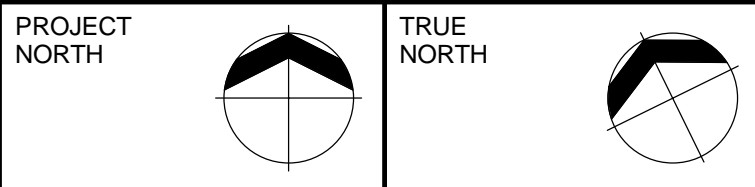
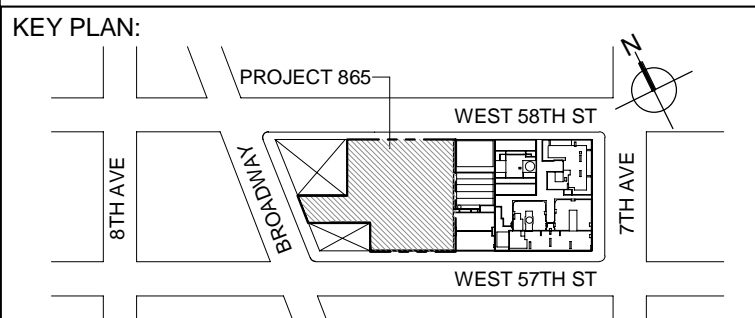
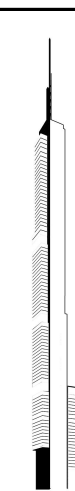

DOB PAGE No: 62 of 97	
DOB EMPLOYEE STAMP:	DOB B-SCAN:

Damian Titus

Buildings
APPROVED
Under Directive 2 of 1975
Date: 07/09/2015:
NYC Development Hub



Damian Titus
Buildings
APPROVED

Under Directive 2 of 1975
Date: 07/09/2015:
Development H



DEVELOPER: **EXTELL DEVELOPMENT COMPANY**
805 THIRD AVENUE, 7TH FLOOR
New York, NY 10022 USA
TEL: 212 712 6000 FAX: 212 712 6100

DESIGN ARCHITECT: Base Building Shell & Core
ADRIAN SMITH + GORDON GILL ARCHITECTURE
111 WEST MONROE STREET SUITE 2300
CHICAGO IL 60603
TEL: 312 920 1888 FAX: 312 920 1775

INTERIOR DESIGNER: Residential
Rottet Architecture and Design Studio, PLLC
298 Fifth Ave, 7th Floor
New York, NY 10001
TEL: 646 998 7000 FAX:

ARCHITECT OF RECORD: Base Building Shell, Core, & Residential
AAI ARCHITECTS, P.C.
 401 Wellington St. W., 3rd Floor
 Toronto, ON M5V 1E7 Canada
 TEL: 416 967 1500 FAX: 416 967 7150

STRUCTURAL ENGINEERS:
WSP CANTOR SEINUK
228 EAST 45th Street
New York, NY 10017 USA
TEL: 212 687 9888 FAX: 646 487 5501

MEP ENGINEERS:

AKF GROUP
One Liberty Plaza, 165 Broadway
New York, NY 10006 USA
TEL: 212 354 5656 FAX: 212 354 5668

GEOTECHNICAL ENGINEERS:
Langan Engineering & Environmental Services
21 Penn Plaza - 360 West 31st Street, 8th Floor
New York, NY 10001-2727
TEL: 212 479 5400 FAX: 212 479 5444

CODE CONSULTANTS:
Construction Consulting Associates
100 Church Street
New York, NY 10007
TEL: 212 385 1818 FAX: 212 385 1911

CURTAINWALL CONSULTANT:
AJLP Consulting
40 Worth Street, Suite 826
New York, NY 10013
TEL: 212 757 5659 FAX: 646 219 8508

LANDMARK/PRESERVATION CONSULTANT:
Jan Hird Pokorny Associates, Inc.
39 West 37th Street, 12A
New York, NY 10018
TEL: 212 759 6462 FAX: 212 759 6540

No.	DESCRIPTION	DATE
1	ISSUED FOR SCHEMATIC DESIGN	04 APR 2014
2	ISSUED FOR DESIGN DEVELOPMENT	01 JUL 2014
3	ISSUED FOR DESIGN DEVELOPMENT	31 JUL 2014
4	CD PROGRESS ISSUE 1	15 OCT 2014
5	ISSUED FOR BID - PLUMBING	15 OCT 2014
6	DOB SUBMISSION	19 DEC 2014

DOB SUBMISSION

Discrepancies must be reported immediately to the Architect before proceeding. Only figured dimensions are to be used. Contractors must check all dimensions on site. This drawing is protected by copyright.

ALL DIMENSIONS ARE SHOWN IN IMPERIAL.

CONSULTANT: **A K F**
1501 BROADWAY, SUITE 700
NEW YORK, NY 10036
T: 212.354.5656 F: 212.354.5668
*Atlanta / Boston / Mexico City / Minneapolis / New York
Philadelphia / Pittsburgh / Seattle / Washington / Stamford*

PROJECT:


217 WEST 57TH STREET
NEW YORK, NY

DRAWING TITLE:

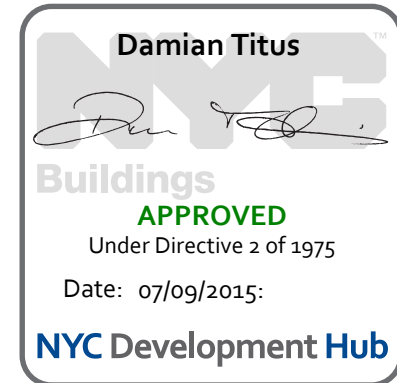
PLUMBING

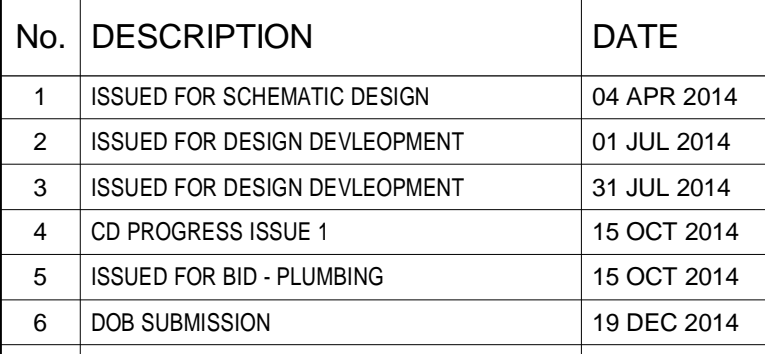
DOMESTIC WATER RISER DIAGRAM

SEAL & SIGNATURE:	DATE:	04/04/14
-------------------	-------	----------

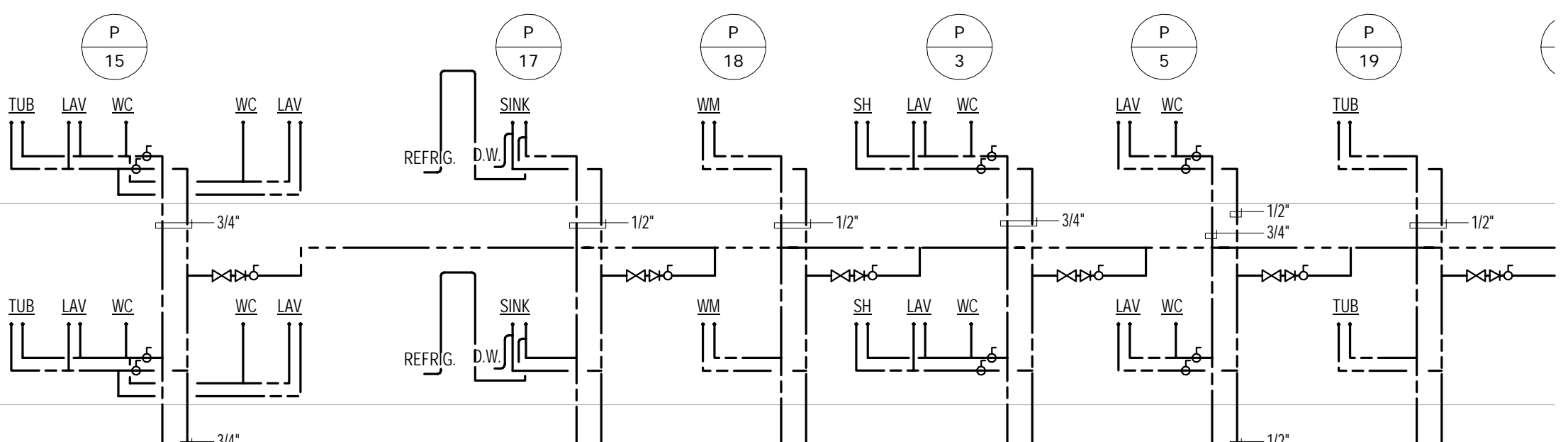


		DOB PAGE No: 66 of 97
DOB EMPLOYEE STAMP:		DOB B-SCAN:



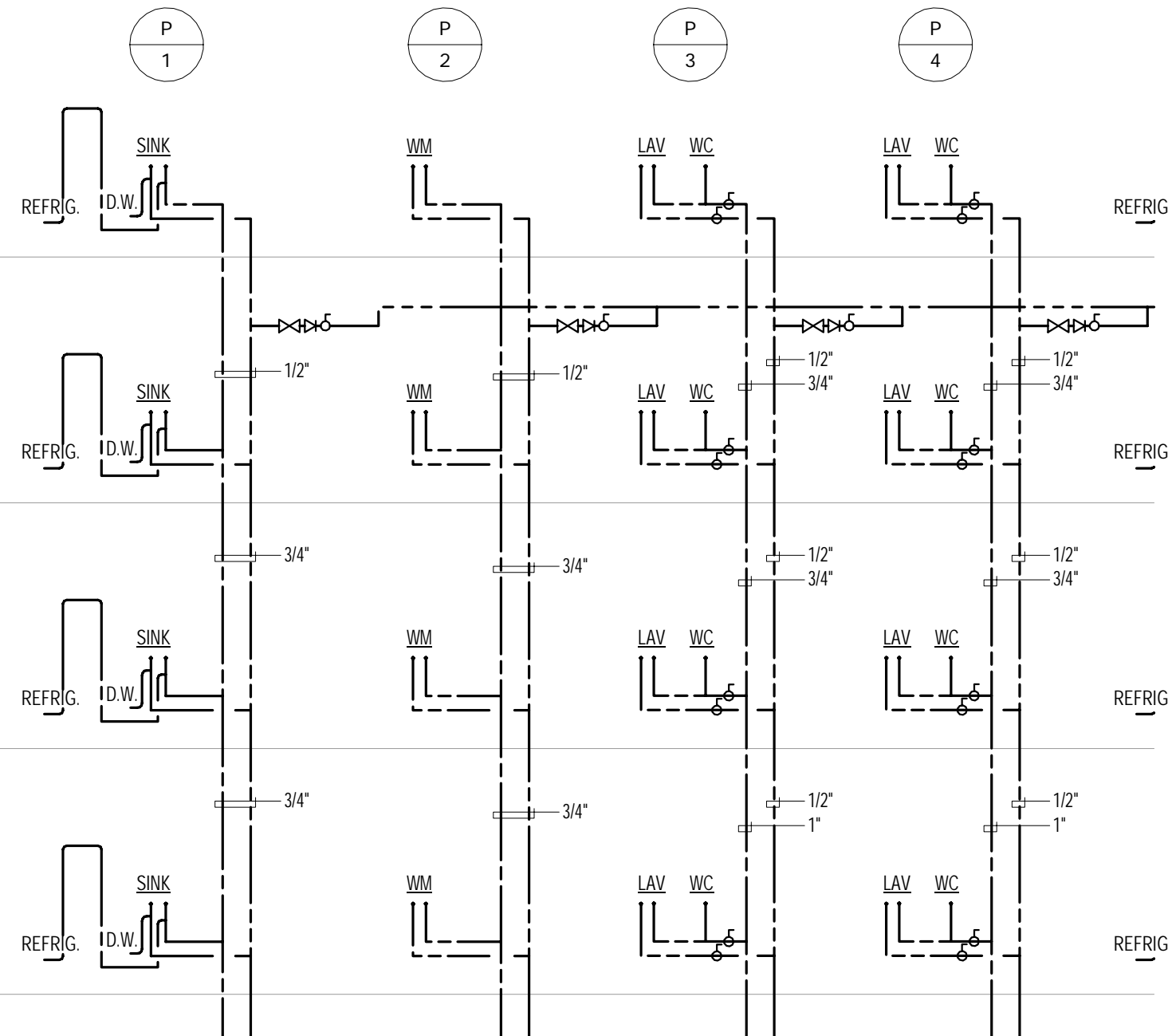


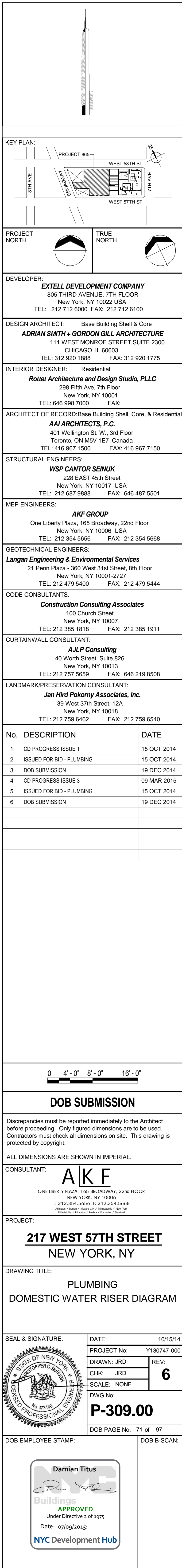
Damian Titus
Buildings
APPROVED
Under Directive 2 of 1975
Date: 07/09/2015:
NYC Development Hub

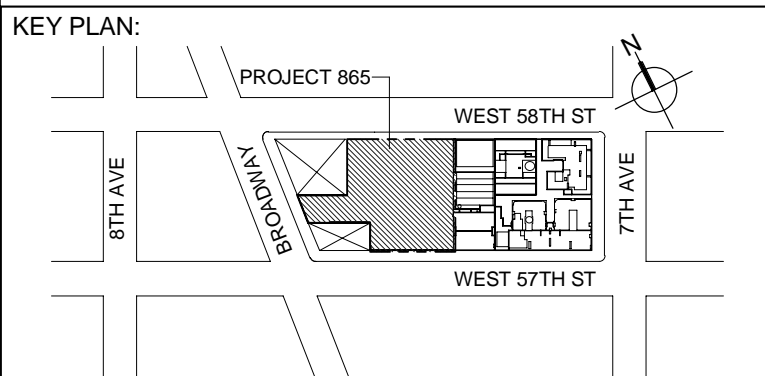




981-4







DEVELOPER: **EXTELL DEVELOPMENT COMPANY**
805 THIRD AVENUE, 7TH FLOOR
New York, NY 10022 USA
TEL: 212 712 6000 FAX: 212 712 6100

DESIGN ARCHITECT: Base Building Shell & Core
ADRIAN SMITH + GORDON GILL ARCHITECTURE
111 WEST MONROE STREET SUITE 2300
CHICAGO IL 60603
TEL: 312 920 1888 FAX: 312 920 1775

INTERIOR DESIGNER: Residential
Rottet Architecture and Design Studio, PLLC
298 Fifth Ave, 7th Floor
New York, NY 10001
TEL: 646 998 7000 FAX:

AAI ARCHITECTS, P.C.
401 Wellington St. W., 3rd Floor
Toronto, ON M5V 1E7 Canada
TEL: 416 967 1500 FAX: 416 967 7150

STRUCTURAL ENGINEERS:
WSP CANTOR SEINUK
228 EAST 45th Street
New York, NY 10017 USA
TEL: 212 687 9888 FAX: 646 487 5501

MEP ENGINEERS:

AKF GROUP
One Liberty Plaza, 185 Broadway, 22nd Floor
New York, NY 10006 USA
TEL: 212 354 5656 FAX: 212 354 5668

Langan Engineering & Environmental Services
21 Penn Plaza - 360 West 31st Street, 8th Floor
New York, NY 10001-2727
TEL: 212 479 5400 FAX: 212 479 5444

Construction Consulting Associates
100 Church Street
New York, NY 10007
TEL: 212 385 1818 FAX: 212 385 1911

AJLP Consulting
40 Worth Street, Suite 826
New York, NY 10013
TEL: 212 757 5659 FAX: 646 219 8508

Jan Hird Pokorny Associates, Inc.
39 West 37th Street, 12A
New York, NY 10018
TEL: 212 759 6462 FAX: 212 759 6540

0 4' - 0" 8' - 0" 16' - 0"

Discrepancies must be reported immediately to the Architect before proceeding. Only figured dimensions are to be used. Contractors must check all dimensions on site. This drawing is protected by copyright.

ALL DIMENSIONS ARE SHOWN IN IMPERIAL.

CONSULTANT: **AKF**

A K F

ONE LIBERTY PLAZA, 165 BROADWAY, 22nd FLOOR
NEW YORK, NY 10004

T: 212.354.5656 F: 212.354.5668

PROJECT:

PROJECT:

217 WEST 57TH STREET
NEW YORK, NY

DRAWING TITLE:

PLUMBING
DOMESTIC WATER RISER DIAGRAM

SEAL & SIGNATURE:	DATE:	10/15/14
-------------------	-------	----------

PROJECT No:	Y130747-000
-------------	-------------

	DRAWN: JRD	REV:
	DATE: 11/11/11	

CHK: JRD	3
----------	---

SCALE: NONE	

ENGINEER


P-311.00

DOB PAGE No: 72 of 97

DOB EMPLOYEE STAMP:	DOB B-SCAN:
---------------------	-------------

Damian Titus



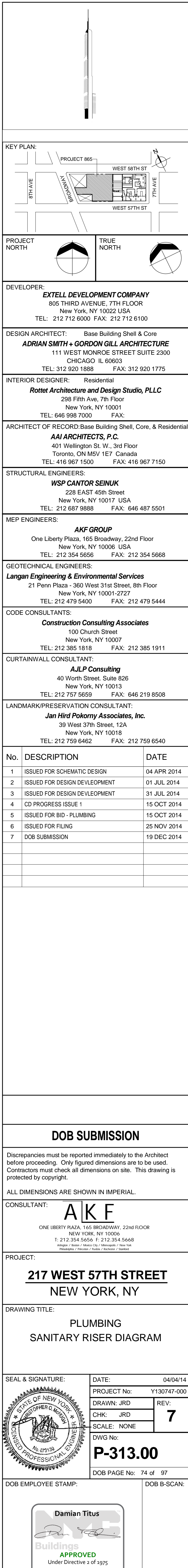
Buildings
APPROVED

	Under Directive 2 of 1975	
--	---------------------------	--


Date: 07/09/2015:


NYC Development HUB

--	--





Damian Titus

Buildings
APPROVED
Under Directive 2 of 1975
Date: 07/09/2015:
NYC Development Hub



DEPT OF BLDGS

ES20232476

Job Number

KEY PLAN

PROJECT 005

WEST 10TH ST

WEST 9TH ST

WEST 8TH ST

WEST 7TH ST

7TH AVE

8TH AVE

PROJECT NORTH

TRUE NORTH

DEVELOPER:

EXTELL DEVELOPMENT COMPANY
805 THIRD AVENUE, 7TH FLOOR
New York, NY 10022 USA
TEL: 212 712 6000 FAX: 212 712 6100

DESIGN ARCHITECT:

Base Building Shell & Core
ADRIAN SMITH + GORDON GILL ARCHITECTURE
111 WEST MONROE STREET SUITE 2300
CHICAGO IL 60663
TEL: 312 925 1888 FAX: 312 920 1775

INTERIOR DESIGNER:

Residential
Rottet Architecture and Design Studio, PLLC
288 Fifth Ave, 7th Floor
New York, NY 10001
TEL: 646 998 7000 FAX:

ARCHITECT OF RECORD:

Base Building Shell, Core, & Residential
AJA ARCHITECTS, P.C.
401 Wellington St, W, 3rd Floor
Toronto, ON M5V 1E7 Canada
TEL: 416 967 1500 FAX: 416 967 7150

STRUCTURAL ENGINEERS:

WSP CANTOR SEINUK
228 EAST 45th Street
New York, NY 10017 USA
TEL: 212 657 8588 FAX: 646 487 5501

MEP ENGINEERS:

AKF GROUP
One Liberty Plaza, 165 Broadway, 22nd Floor
New York, NY 10006 USA
TEL: 212 354 5656 FAX: 212 354 5668

GEOTECHNICAL ENGINEERS:

Langan Engineering & Environmental Services
21 Penn Plaza - 360 West 21st Street, 8th Floor
New York, NY 10001-2727
TEL: 212 479 5400 FAX: 212 479 5444

CODE CONSULTANTS:

Construction Consulting Associates
100 Church Street
New York, NY 10007
TEL: 212 385 1815 FAX: 212 385 1911

CURTAINWALL CONSULTANT:

AJLP Consulting
40 Worth Street, Suite 826
New York, NY 10013
TEL: 212 757 5559 FAX: 646 219 8508

LANDMARK/PRESERVATION CONSULTANT:

Jan Hind Pokorny Associates, Inc.
39 West 37th Street, 12A
New York, NY 10018
TEL: 212 759 6462 FAX: 212 759 6540

No.	DESCRIPTION	DATE
1	ISSUED FOR SCHEMATIC DESIGN	04 APR 2014
2	ISSUED FOR DESIGN DEVELOPMENT	01 JUL 2014
3	ISSUED FOR DESIGN DEVELOPMENT	31 JUL 2014
4	CD PROGRESS ISSUE 1	15 OCT 2014
5	ISSUED FOR BID - PLUMBING	15 OCT 2014
6	DOB SUBMISSION	19 DEC 2014

DOB SUBMISSION

Discrepancies must be reported immediately to the Architect before proceeding. Only figured dimensions are to be used. Contractors must check all dimensions on site. This drawing is protected by copyright.

ALL DIMENSIONS ARE SHOWN IN IMPERIAL.

CONSULTANT:

AKF
ONE LIBERTY PLAZA, 165 BROADWAY, 22ND FLOOR
NEW YORK, NY 10006
T: 212 354 5656 F: 212 354 5668
WWW.AKF-ENGINEERS.COM

PROJECT:

217 WEST 57TH STREET
NEW YORK, NY

DRAWING TITLE:

**PLUMBING
SANITARY RISER DIAGRAM**


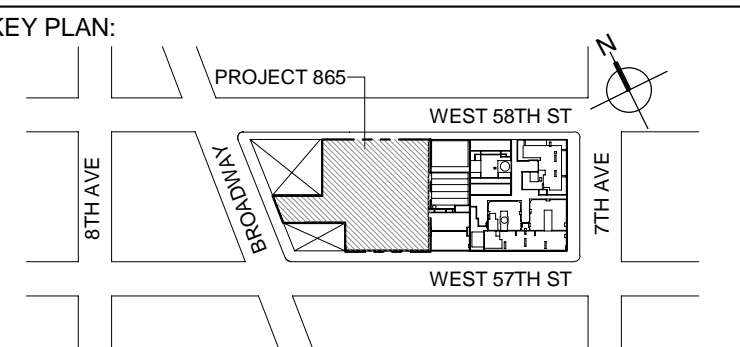
SEAL & SIGNATURE:

DATE: 04/04/14
PROJECT No: Y130747-000
DRAWN: JRD
CHK: JRD
SCALE: NONE
DWG No: **P-315.00**

DOB EMPLOYEE STAMP:

DOB PAGE No: 76 of 97
DOB 5-SCAN:

Damian Titus
Buildings
APPROVED
Under Directive 2 of 1975
Date: 07/09/2015
NYC Development Hub



DESIGN ARCHITECT: Base Building Shell & Core
ADRIAN SMITH + GORDON GILL ARCHITECTURE
111 WEST MONROE STREET SUITE 2300
CHICAGO IL 60603
TEL: 312 920 1888 FAX: 312 920 1775

INTERIOR DESIGNER: Residential
Rottet Architecture and Design Studio, PLLC
298 Fifth Ave., 7th Floor
New York, NY 10001
TEL: 646 898 7000 FAX:

ARCHITECT OF RECORD: Base Building Shell, Core, & Residential
AAI ARCHITECTS, P.C.
 401 Wellington St. W., 3rd Floor
 Toronto, ON M5V 1E7 Canada
 TEL: 416 967 1500 FAX: 416 967 7150

STRUCTURAL ENGINEERS:
WSP CANTOR SEINUK
228 EAST 45th Street
New York, NY 10017 USA
TEL: 212.697.0999 FAX: 212.697.5501

MEP ENGINEERS:

AKF GROUP
One Liberty Plaza, 165 Broadway
New York, NY 10006 USA
TEL: 212 354 5656 FAX: 212 354 5668

Geotechnical Engineers:
Langan Engineering & Environmental Services
21 Penn Plaza - 360 West 31st Street, 8th Floor
New York, NY 10001-2727
TEL: 212 479-6100 FAX: 212 479-5444

CODE CONSULTANTS:
Construction Consulting Associates
100 Church Street
New York, NY 10007
TEL: 212 385 1818 FAX: 212 385 1911

CURTAINWALL CONSULTANT:
AJLP Consulting
40 Worth Street, Suite 826
New York, NY 10013
TEL: 212 757 5659 FAX: 646 219 8508

LANDMARK/PRESERVATION CONSULTANT:
Jan Hird Pokorny Associates, Inc.
39 West 37th Street, 12A
New York, NY 10018
TEL: 212 759 6462 FAX: 212 759 6540

No.	DESCRIPTION	DATE
1	ISSUED FOR SCHEMATIC DESIGN	04 APR 2014
2	ISSUED FOR DESIGN DEVELOPMENT	01 JUL 2014
3	ISSUED FOR DESIGN DEVELOPMENT	31 JUL 2014
4	CD PROGRESS ISSUE 1	15 OCT 2014
5	ISSUED FOR BID - PLUMBING	15 OCT 2014
6	DOB SUBMISSION	19 DEC 2014

Discrepancies must be reported immediately to the Architect before proceeding. Only figured dimensions are to be used. Contractors must check all dimensions on site. This drawing is protected by copyright.

ALL DIMENSIONS ARE SHOWN IN IMPERIAL.

CONSULTANT: **A | K | F**

1501 BROADWAY, SUITE 700
NEW YORK, NY 10036
T: 212.354.5656 F: 212.354.5668
Atlanta / Boston / Mexico City / Minneapolis / New York
Washington / Toronto / Dallas / Los Angeles / Miami


PROJECT:

217 WEST 57TH STREET
NEW YORK, NY

DRAWING TITLE:


PLUMBING
SANITARY RISER DIAGRAM

REAL & SIGNATURE:	DATE:	04/04/14
-------------------	-------	----------

	PROJECT No: Y130747-000	
	DRAWN: JRD	REV:

CHK: JRD 6

	SCALE: NONE	
	DMIC No:	



DIVISION
P-316.00

DOB PAGE No: 77 of 97	
DOB EMPLOYEE STAMP:	DOB B-SCAN:

[illegible]

Damian Titus

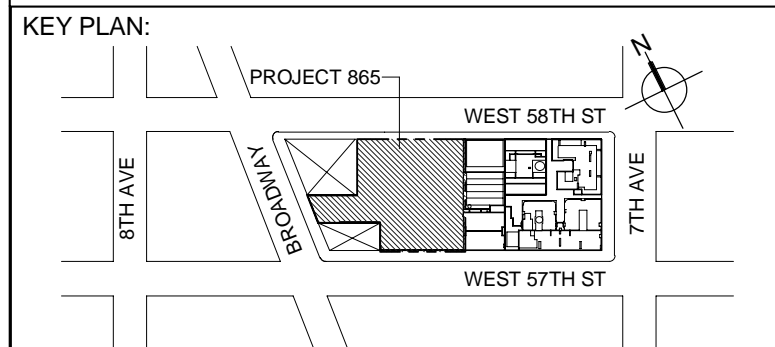
Buildings
APPROVED

Under Directive 2 of 1975

NYC Development Hub

© 2012 Development Bank

--	--



DEVELOPER: **EXTELL DEVELOPMENT COMPANY**
805 THIRD AVENUE, 7TH FLOOR
New York, NY 10022 USA
TEL: 212 712 6000 FAX: 212 712 6100

DESIGN ARCHITECT: Base Building Shell & Core
ADRIAN SMITH + GORDON GILL ARCHITECTURE
111 WEST MONROE STREET SUITE 2300
CHICAGO IL 60603
TEL: 312 920 1888 FAX: 312 920 1775

INTERIOR DESIGNER: Residential
Rottet Architecture and Design Studio, PLLC
298 Fifth Ave, 7th Floor
New York, NY 10001
TEL: 646 998 7000 FAX:

ARCHITECT OF RECORD: Base Building Shell, Core, & Residential
AAJ ARCHITECTS, P.C.
 401 Wellington St. W., 3rd Floor
 Toronto, ON M5V 1E7 Canada
 TEL: 416 967 1500 FAX: 416 967 7150

STRUCTURAL ENGINEERS:
WSP CANTOR SEINUK
228 EAST 45th Street
New York, NY 10017 USA
TEL: 212 687 9888 FAX: 646 487 5501

MEP ENGINEERS:

AKF GROUP
One Liberty Plaza, 165 Broadway, 22nd Floor
New York, NY 10006 USA
TEL: 212 354 5656 FAX: 212 354 5668

GEOTECHNICAL ENGINEERS:
Langan Engineering & Environmental Services
21 Penn Plaza - 360 West 31st Street, 8th Floor
New York, NY 10001-2727
TEL: 212 479 5400 FAX: 212 479 5444

CODE CONSULTANTS:
Construction Consulting Associates
100 Church Street
New York, NY 10007
TEL: 212 385 1818 FAX: 212 385 1911

CURTAINWALL CONSULTANT:
AJLP Consulting
40 Worth Street, Suite 826
New York, NY 10013
TEL: 212 757 5659 FAX: 646 219 8508

LANDMARK/PRESERVATION CONSULTANT:
Jan Hird Pokorny Associates, Inc.
39 West 37th Street, 12A
New York, NY 10018
TEL: 212 759 6462 FAX: 212 759 6540

0 4' - 0" 8' - 0" 16' - 0"

Discrepancies must be reported immediately to the Architect before proceeding. Only figured dimensions are to be used. Contractors must check all dimensions on site. This drawing is protected by copyright.

ALL DIMENSIONS ARE SHOWN IN IMPERIAL.

CONSULTANT: **A K F**
ONE LIBERTY PLAZA, 165 BROADWAY, 22nd FLOOR
NEW YORK, NY 10006
T: 212 354 5656 F: 212 354 5668
*Amherst / Boston / Mexico City / Wilmington / New York
Philadelphia / Princeton / Seattle / Washington / Stamford*

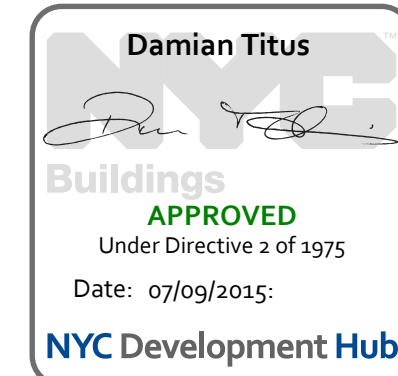
PROJECT:

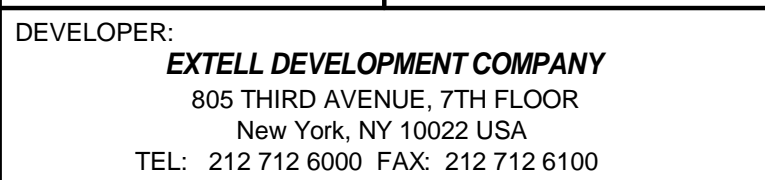
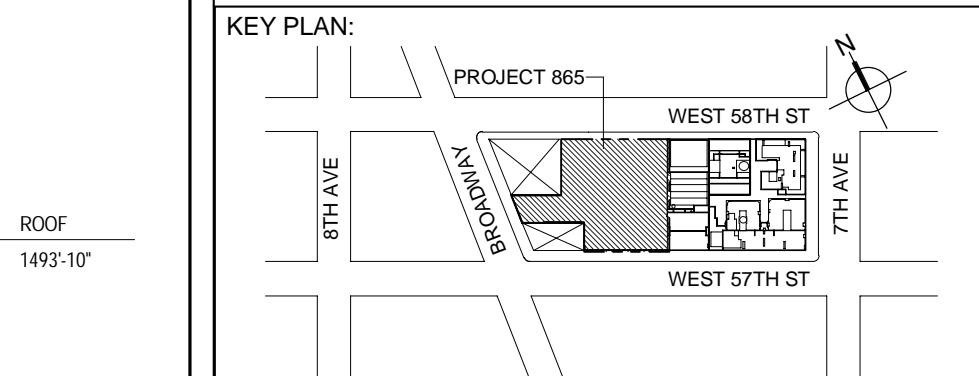
217 WEST 57TH STREET
NEW YORK, NY

DRAWING TITLE:

PLUMBING
SANITARY RISER DIAGRAM

DOB EMPLOYEE STAMP:	DOB B-SCAN:
---------------------	-------------





DESIGN ARCHITECT: Base Building Shell & Core
ADRIAN SMITH + GORDON GILL ARCHITECTURE
111 WEST MONROE STREET SUITE 2300
CHICAGO IL 60603
TEL: 312 920 1888 FAX: 312 920 1775

INTERIOR DESIGNER: Residential
Rottet Architecture and Design Studio, PLLC
298 Fifth Ave., 7th Floor
New York, NY 10001
TEL: 646 998 7000 FAX:

ARCHITECT OF RECORD: Base Building Shell, Core, & Residential
AAI ARCHITECTS, P.C.
 401 Wellington St. W., 3rd Floor
 Toronto, ON M5V 1E7 Canada
 TEL: 416 967 1500 FAX: 416 967 7150

STRUCTURAL ENGINEERS:
WSP CANTOR SEINUK
228 EAST 45th Street
New York, NY 10017 USA
TEL: 212 687 9888 FAX: 646 487 5501

MEP ENGINEERS:

AKF GROUP
One Liberty Plaza, 165 Broadway, 22nd Floor
New York, NY 10006 USA
TEL: 212 354 5656 FAX: 212 354 5668

GEOTECHNICAL ENGINEERS:
Langan Engineering & Environmental Services
21 Penn Plaza - 360 West 31st Street, 8th Floor
New York, NY 10001-2727
TEL: 212 479 5400 FAX: 212 479 5444

CODE CONSULTANTS:
Construction Consulting Associates
100 Church Street
New York, NY 10007
TEL: 212 385 1818 FAX: 212 385 1911

CURTAINWALL CONSULTANT:
AJLP Consulting
40 Worth Street, Suite 826
New York, NY 10013
TEL: 212 757 5659 FAX: 646 219 8508

LANDMARK/PRESERVATION CONSULTANT:
Jan Hird Pokorny Associates, Inc.
39 West 37th Street, 12A
New York, NY 10018
TEL: 212 759 6462 FAX: 212 759 6540

[illegible]

DOB SUBMISSION

Discrepancies must be reported immediately to the Architect before proceeding. Only figured dimensions are to be used. Contractors must check all dimensions on site. This drawing is protected by copyright.


ALL DIMENSIONS ARE SHOWN IN IMPERIAL

CONSULTANT: **A K F**
ONE LIBERTY PLAZA, 165 BROADWAY, 22nd FLOOR
NEW YORK, NY 10006
T: 212.354.5656 F: 212.354.5668
Atlanta / Boston / Miami City / Minneapolis / New York

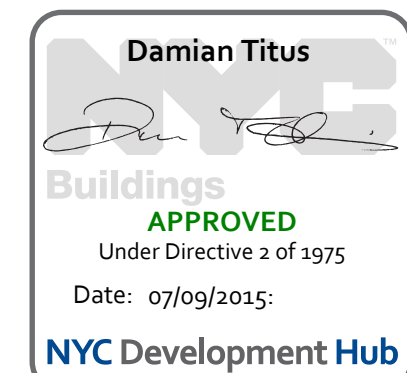
PROJECT: **217 WEST 57TH STREET**
NEW YORK, NY

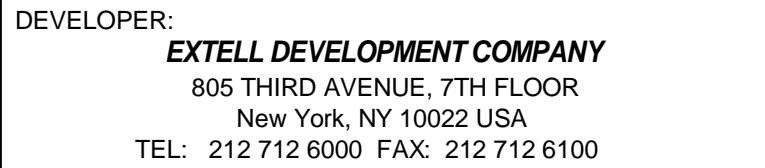
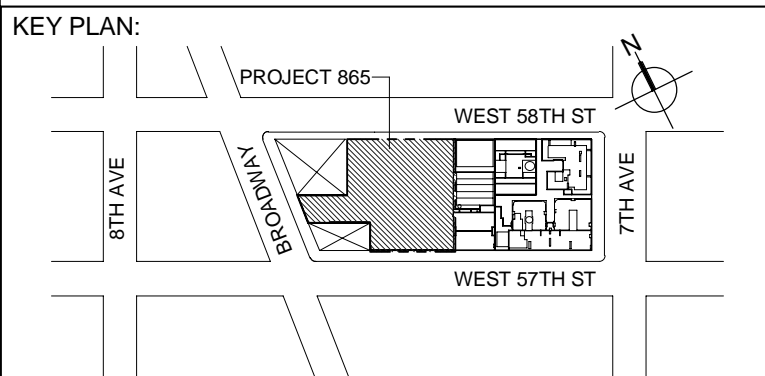
DRAWING TITLE:

PLUMBING
SANITARY RISER DIAGRAM

	SEAL & SIGNATURE:		DATE:	10/15/14
			PROJECT No:	Y130747-000
			DRAWN: JRD	REV:
			CHK: JRD	3
			SCALE: NONE	
			DWG No:	P-321.00

DOB EMPLOYEE STAMP:		DOB B-SCAN:
---------------------	--	-------------





DESIGN ARCHITECT: Base Building Shell & Core
ADRIAN SMITH + GORDON GILL ARCHITECTURE
111 WEST MONROE STREET SUITE 2300
CHICAGO IL 60603
TEL: 312 920 1888 FAX: 312 920 1775

INTERIOR DESIGNER: Residential
Rotter Architecture and Design Studio, PLLC
298 Fifth Ave, 7th Floor
New York, NY 10001
TEL: 646 998 7000 FAX:

AAI ARCHITECTS, P.C.
401 Wellington St. W., 3rd Floor
Toronto, ON M5V 1E7 Canada
TEL: 416 967 1500 FAX: 416 967 7150

STRUCTURAL ENGINEERS:
WSP CANTOR SEINUK
228 EAST 45th Street
New York, NY 10017 USA
TEL: 212 687 9888 FAX: 646 487 5501

MEP ENGINEERS:

AKF GROUP
One Liberty Plaza, 165 Broadway, 22nd Floor
New York, NY 10006 USA
TEL: 212 354 5656 FAX: 212 354 5668

GEOTECHNICAL ENGINEERS:
Langan Engineering & Environmental Services
21 Penn Plaza - 360 West 31st Street, 8th Floor
New York, NY 10001-2727
TEL: 212 479 5400 FAX: 212 479 5444

Construction Consulting Associates
100 Church Street
New York, NY 10007
TEL: 212 385 1818 FAX: 212 385 1911

AJLP Consulting
40 Worth Street, Suite 826
New York, NY 10013
TEL: 212 757 5659 FAX: 646 219 8508

Jan Hird Pokorny Associates, Inc.
39 West 37th Street, 12A
New York, NY 10018
TEL: 212 759 6462 FAX: 212 759 6540

No.	DESCRIPTION	DATE
1	ISSUED FOR SCHEMATIC DESIGN	04 APR 2014
2	ISSUED FOR DESIGN DEVELOPMENT	01 JUL 2014
3	ISSUED FOR DESIGN DEVELOPMENT	31 JUL 2014
4	CD PROGRESS ISSUE 1	15 OCT 2014
5	ISSUED FOR BID - PLUMBING	15 OCT 2014
6	ISSUED FOR FILING	25 NOV 2014
7	DOB SUBMISSION	19 DEC 2014

DOB SUBMISSION

Discrepancies must be reported immediately to the Architect before proceeding. Only figured dimensions are to be used. Contractors must check all dimensions on site. This drawing is protected by copyright.

ALL DIMENSIONS ARE SHOWN IN IMPERIAL.

CONSULTANT: **A K F**
ONE LIBERTY PLAZA, 165 BROADWAY, 22nd FLOOR
NEW YORK, NY 10006
T: 212.354.5555 F: 212.354.5568
*Atlanta / Boston / Miami City / Minneapolis / New York
Philadelphia / Phoenix / Pueblo / Rochester / Stamford*


PROJECT:

217 WEST 57TH STREET
NEW YORK, NY

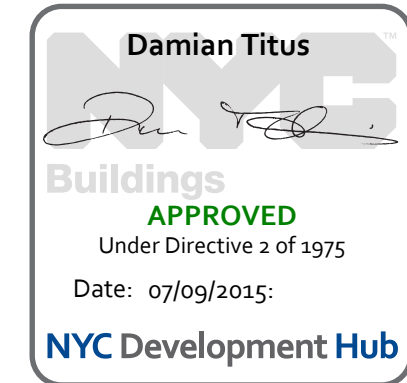
DRAWING TITLE:

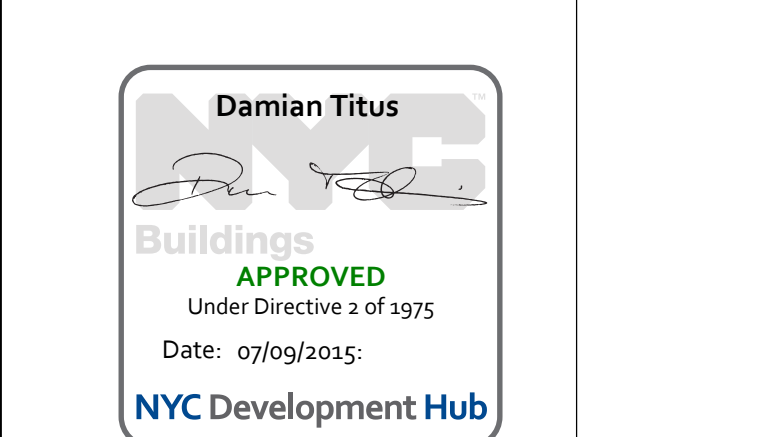
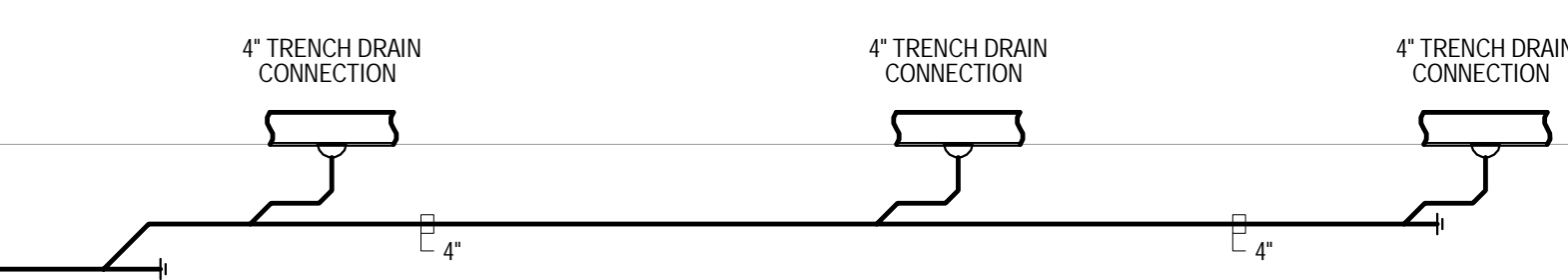
PLUMBING
STORM RISER DIAGRAM


SEAL & SIGNATURE:	DATE:	04/04/14
-------------------	-------	----------



DOB EMPLOYEE STAMP:		DOB B-SCAN:
---------------------	--	-------------







PROJECT 865

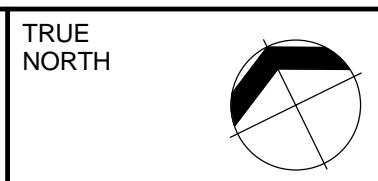
WEST 56TH ST

WEST 57TH ST

7TH AVE

8TH AVE

N



ER:
EXTELL DEVELOPMENT COMPANY
805 THIRD AVENUE, 7TH FLOOR
New York, NY 10022 USA
TEL: 212 712 6000 FAX: 212 712 6100

DESIGN ARCHITECT: Base Building Shell & Core
ADRIAN SMITH + GORDON GILL ARCHITECTURE
111 WEST MONROE STREET SUITE 2300
CHICAGO IL 60603
TEL: 312 920 1888 FAX: 312 920 1775

INTERIOR DESIGNER: Residential
Rottet Architecture and Design Studio, PLLC
298 Fifth Ave., 7th Floor
New York, NY 10001
TEL: 646 998 7000 FAX:

ARCHITECT OF RECORD: Base Building Shell, Core, & Residential
AAI ARCHITECTS, P.C.
 401 Wellington St. W., 3rd Floor
 Toronto, ON M5V 1E7 Canada
 TEL: 416 967 1500 FAX: 416 967 7150

STRUCTURAL ENGINEERS:
WSP CANTOR SEINUK
228 EAST 45th Street
New York, NY 10017 USA
TEL: 212 687 9888 FAX: 646 487 5501

MEP ENGINEERS:

AKF GROUP
One Liberty Plaza, 165 Broadway
New York, NY 10006 USA
TEL: 212 354 5656 FAX: 212 354 5668

GEOTECHNICAL ENGINEERS:
Langan Engineering & Environmental Services
21 Penn Plaza - 360 West 31st Street, 8th Floor
New York, NY 10001-2727
TEL: 212 479 5400 FAX: 212 479 5444

CODE CONSULTANTS:
Construction Consulting Associates
100 Church Street
New York, NY 10007
TEL: 212 385 1818 FAX: 212 385 1911

CURTAINWALL CONSULTANT:
AJLP Consulting
40 Worth Street, Suite 826
New York, NY 10013
TEL: 212 757 5659 FAX: 646 219 8508

LANDMARK/PRESERVATION CONSULTANT:
Jan Hird Pokorny Associates, Inc.
39 West 37th Street, 12A
New York, NY 10018
TEL: 212 759 6462 FAX: 212 759 6540

No.	DESCRIPTION	DATE
1	ISSUED FOR SCHEMATIC DESIGN	04 APR 2014
2	ISSUED FOR DESIGN DEVELOPMENT	01 JUL 2014
3	ISSUED FOR DESIGN DEVELOPMENT	31 JUL 2014
4	CD PROGRESS ISSUE 1	15 OCT 2014
5	ISSUED FOR BID - PLUMBING	15 OCT 2014
6	DOB SUBMISSION	19 DEC 2014

DOB SUBMISSION

Discrepancies must be reported immediately to the Architect before proceeding. Only figured dimensions are to be used. Contractors must check all dimensions on site. This drawing is protected by copyright.

ALL DIMENSIONS ARE SHOWN IN IMPERIAL

CONSULTANT: **A K F**
1501 BROADWAY, SUITE 700
ATLANTA, GA 30333

PROJECT: 217 WEST 57TH STREET
NEW YORK, NY

DRAWING TITLE:

PLUMBING
STORM RISER DIAGRAM

SEAL & SIGNATURE:	DATE:	04/04/14
-------------------	-------	----------

 PROJECT No: Y130747-000

	DRAWN: JRD	REV:
	DATE: 11/11/11	

CHK: JRD 6

SCALE: NONE	
TIME: 11:00	

U.S. DEPARTMENT OF COMMERCE

P-326.00

DOB PAGE No: 85 of 97

DOB EMPLOYEE STAMP:	DOB B-SCAN:
---------------------	-------------

Damian Titus

Buildings
APPROVED

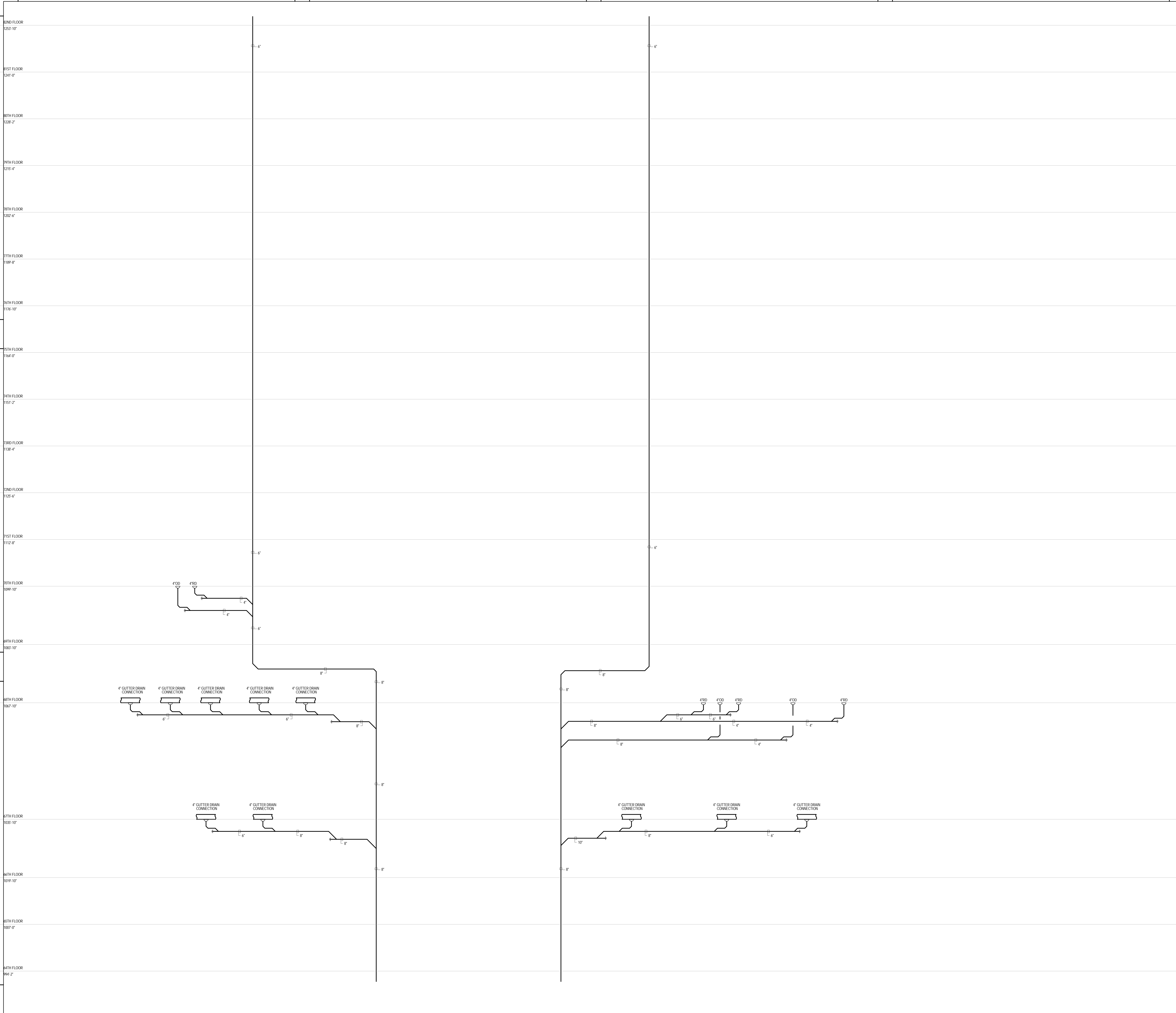
	Under Directive 2 of 1975		
--	---------------------------	--	--

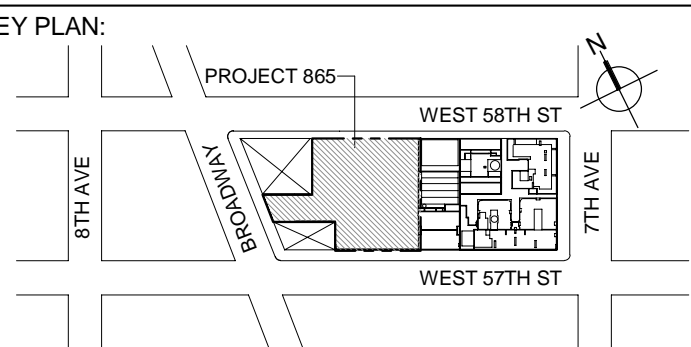
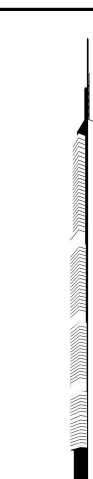
Date: 07/09/2015:

NYC Development Hub

36" x 48" Arch E SHEET SIZE

FILE NAME: C:\projects\180_120717\DOCS\180_MEP-CENTRAL_1.dwg
PLT FILE: 180_MEP-CENTRAL_1.plt





PROJECT NORTH

TRUE NORTH

DEVELOPER:
EXTELL DEVELOPMENT COMPANY
805 THIRD AVENUE, 7TH FLOOR
New York, NY 10022 USA
TEL: 212 712 6000 FAX: 212 712 6100

DESIGN ARCHITECT:
Base Building Shell & Core
ADRIAN SMITH + GORDON GILL ARCHITECTURE
111 WEST MONROE STREET SUITE 2300
CHICAGO IL 60603
TEL: 312 925 1888 FAX: 312 920 1775

INTERIOR DESIGNER:
Residential
Rottet Architecture and Design Studio, PLLC
238 Fifth Ave, 7th Floor
New York, NY 10001
TEL: 646 998 7000 FAX:

ARCHITECT OF RECORD: Base Building Shell, Core, & Residential
AJA ARCHITECTS, P.C.
401 Wellington St. W., 3rd Floor
Toronto, ON M5V 1E7 Canada
TEL: 416 967 1500 FAX: 416 967 7150

STRUCTURAL ENGINEERS:
WSP CANTOR SEINUK
228 EAST 46th Street
New York, NY 10017 USA
TEL: 212 687 8888 FAX: 646 487 5501

MEP ENGINEERS:
AKF GROUP
One Liberty Plaza, 165 Broadway
New York, NY 10006 USA
TEL: 212 354 5656 FAX: 212 354 5668

GEOTECHNICAL ENGINEERS:
Langan Engineering & Environmental Services
21 Penn Plaza - 360 West 37th Street, 8th Floor
New York, NY 10001-2727
TEL: 212 479 5400 FAX: 212 479 5444

CODE CONSULTANTS:
Construction Consulting Associates
100 Church Street
New York, NY 10007
TEL: 212 385 1816 FAX: 212 385 1911

CURTAINWALL CONSULTANT:
AJLP Consulting
40 Worth Street, Suite 828
New York, NY 10013
TEL: 212 757 5659 FAX: 646 219 8508

LANDMARK/PRESERVATION CONSULTANT:
Jan Hird Pokorny Associates, Inc.
39 West 37th Street, 12A
New York, NY 10018
TEL: 212 759 6462 FAX: 212 759 6540

No.	DESCRIPTION	DATE
1	ISSUED FOR SCHEMATIC DESIGN	04 APR 2014
2	ISSUED FOR DESIGN DEVELOPMENT	01 JUL 2014
3	ISSUED FOR DESIGN DEVELOPMENT	31 JUL 2014
4	CD PROGRESS ISSUE 1	15 OCT 2014
5	ISSUED FOR BD - PLUMBING	15 OCT 2014
6	DOB SUBMISSION	19 DEC 2014

DOB SUBMISSION

Discrepancies must be reported immediately to the Architect before proceeding. Only figured dimensions are to be used. Contractors must check all dimensions on site. This drawing is protected by copyright.

ALL DIMENSIONS ARE SHOWN IN IMPERIAL.

CONSULTANT:

AKF

1501 BROADWAY, SUITE 700
NEW YORK, NY 10020
T: 212 354 5656 F: 212 354 5668
AKF GROUP, INC. A PROFESSIONAL CORPORATION
REGISTERED PROFESSIONAL ENGINEERS / ARCHITECTS / INTERIORS

PROJECT:


217 WEST 57TH STREET

NEW YORK, NY

DRAWING TITLE:

PLUMBING

STORM RISER DIAGRAM

SEAL & SIGNATURE:

DATE: 04/04/14

PROJECT No: Y130747-000

DRAWN: JRD


CHK: JRD

SCALE: NONE

DWG No: **P-328.00**

DOB PAGE No: 87 of 97

DOB B-SCAN:



Damian Titus
Buildings
APPROVED
Under Directive 2 of 1975
Date: 07/09/2015
NYC Development Hub

10TH FLOOR
179'-0"

9TH FLOOR
163'-0"

8TH FLOOR
139'-0"

7TH FLOOR
118'-0"

6TH FLOOR
97'-0"

5TH FLOOR
77'-6"

4TH FLOOR
60'-0"

3RD FLOOR
42'-6"

2ND FLOOR
25'-0"

1ST FLOOR MEZZ
17'-0"

GROUND FLOOR
0'-0"

CELLAR
-19'-1"

SC1
-35'-10"

SC2
-47'-8 1/2"

SC3
-59'-4"

GAS (BY RETAIL) TO:
1. (2) WATER HEATERS (999 CFH)
2. STEAM BOILERS (398 CFH)

GAS (BY RETAIL) TO LOADING DOCK
UNIT HEATER (300 CFH)

GAS METER FOR
RETAIL TENANT HEATING
(13,500 CFH)

PRING & GAS METER ASSEMBLIES
AS PER CODED STANDARDS
(BY PLUG CONTR.)

SLEEVE BY
PLUG CONTR.

GAS SERVICE FROM 57TH
STREET & SERVICE VALVE BY
CON Edison.

GAS SERVICE MAIN
SHUT OFF VALVE
BY CON Edison.

GAS METER FOR
RETAIL TENANT COOKING
(1,200 CFH)

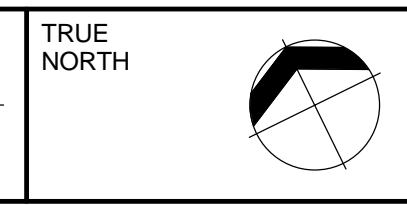
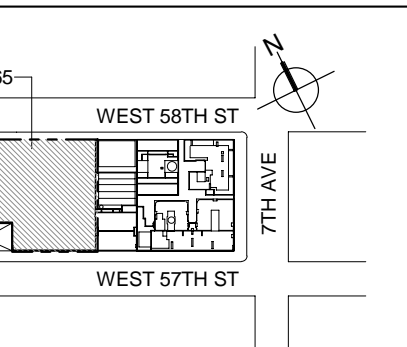
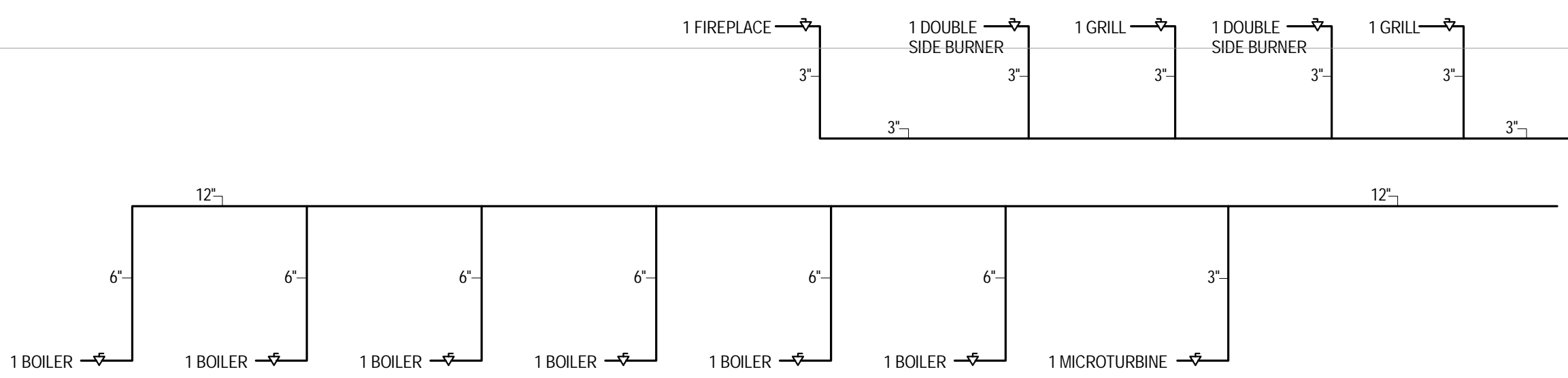
GAS METERS FOR
RESIDENTIAL COOKING
(4,927 CFH)

GAS (BY RETAIL) TO RETAIL
COOKING EQUIPMENT

PROVIDE VALVED GAS CONNECTIONS
ON FLOORS WITH RETAIL COOKING
EQUIPMENT ONLY (TYP.)

GENERAL NOTE:
PROVIDE GAS REGULATORS FOR HIGH
PRESSURE PER CODED REQUIREMENTS

GAS METER FOR
RESIDENTIAL HEATING
(7,400 CFH)



DEVELOPER:
EXTELL DEVELOPMENT COMPANY
805 THIRD AVENUE, 7TH FLOOR
New York, NY 10022 USA
TEL: 212 712 6000 FAX: 212 712 6100

DESIGN ARCHITECT:
Base Building Shell & Core
ADRIAN SMITH + GORDON GILL ARCHITECTURE
111 WEST MONROE STREET SUITE 2300
CHICAGO, IL 60603
TEL: 312 925 1888 FAX: 312 925 1775

INTERIOR DESIGNER: Residential
Rottet Architecture and Design Studio, PLLC
288 Fifth Ave, 7th Floor
New York, NY 10001
TEL: 646 998 7000 FAX:

ARCHITECT OF RECORD: Base Building Shell, Core, & Residential
AJA ARCHITECTS, P.C.
401 Wellington St. W., 3rd Floor
Toronto, ON M5V 1E7 Canada
TEL: 416 967 1500 FAX: 416 967 7150

STRUCTURAL ENGINEERS:
WSP CANTOR SEINUK
228 EAST 46th Street
New York, NY 10017 USA
TEL: 212 697 9588 FAX: 646 487 5501

MEP ENGINEERS:
AKF GROUP
One Liberty Plaza, 165 Broadway
New York, NY 10006 USA
TEL: 212 354 5656 FAX: 212 354 5668

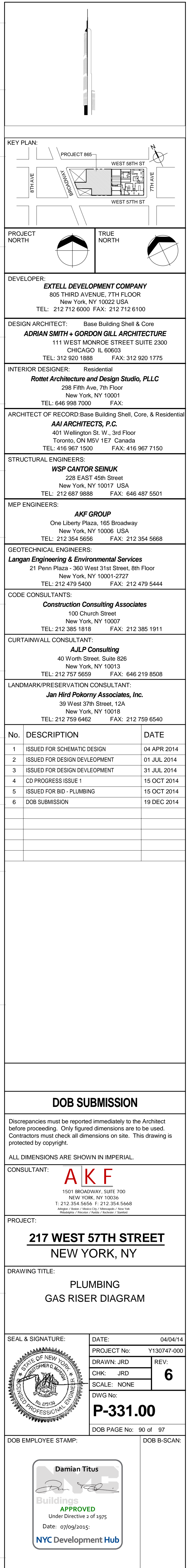
GEOTECHNICAL ENGINEERS:
Langan Engineering & Environmental Services
21 Penn Plaza - 360 West 37th Street, 8th Floor
New York, NY 10001-2727
TEL: 212 479 5400 FAX: 212 479 5444

CODE CONSULTANTS:
Construction Consulting Associates
100 Church Street
New York, NY 10007
TEL: 212 385 1818 FAX: 212 385 1911

CURTAINWALL CONSULTANT:
AJLP Consulting
40 Worth Street, Suite 828
New York, NY 10013
TEL: 212 757 6659 FAX: 646 219 8508


LANDMARK/PRESERVATION CONSULTANT:
Jan Hird Pokorny Associates, Inc.
39 West 37th Street, 12A
New York, NY 10018
TEL: 212 759 6462 FAX: 212 759 6540

No.	DESCRIPTION	DATE
1	ISSUED FOR SCHEMATIC DESIGN	04 APR 2014
2	ISSUED FOR DESIGN DEVELOPMENT	01 JUL 2014
3	ISSUED FOR DESIGN DEVELOPMENT	31 JUL 2014
4	CD PROGRESS ISSUE 1	15 OCT 2014
5	ISSUED FOR BID - PLUMBING	15 OCT 2014
6	DOB SUBMISSION	19 DEC 2014



36" x 48" Arch E SHEET SIZE

FILE NAME: C:\projects\217 West 57th Street\217 West 57th Street.dwg
PLT FILE: 217 West 57th Street.dwg



DEPT OF BLDGS

ESSEY46688

Job Number

Job Code

KEY PLAN

PROJECT 605

WEST 58TH ST

WEST 57TH ST

7TH AVE

8TH AVE

PROJECT NORTH

TRUE NORTH

DEVELOPER

EXTELL DEVELOPMENT COMPANY

805 THIRD AVENUE, 7TH FLOOR

New York, NY 10022 USA

TEL: 212 712 6000 FAX: 212 712 6100

DESIGN ARCHITECT

Base Building Shell & Core

ADRIAN SMITH + GORDON GILL ARCHITECTURE

111 WEST MONROE STREET SUITE 2300

CHICAGO IL 60603

TEL: 312 925 1888 FAX: 312 920 1775

INTERIOR DESIGNER

Residential

Rottet Architecture and Design Studio, PLLC

238 Fifth Ave, 7th Floor

New York, NY 10001

TEL: 646 998 7000 FAX:

ARCHITECT OF RECORD

Base Building Shell, Core, & Residential

AJA ARCHITECTS, P.C.

401 Wellington St. W., 3rd Floor

Toronto, ON M5V 1E7 Canada

TEL: 416 967 1500 FAX: 416 967 7150

STRUCTURAL ENGINEERS

WSP CANTOR SEINUK

228 EAST 46th Street

New York, NY 10017 USA

TEL: 212 687 8888 FAX: 646 487 5501

MEP ENGINEERS

AKF GROUP

One Liberty Plaza, 165 Broadway

New York, NY 10006 USA

TEL: 212 354 5656 FAX: 212 354 5668

GEOTECHNICAL ENGINEERS

Langan Engineering & Environmental Services

21 Penn Plaza - 360 West 37th Street, 8th Floor

New York, NY 10001-2727

TEL: 212 479 5400 FAX: 212 479 5444

CODE CONSULTANTS

Construction Consulting Associates

100 Church Street

New York, NY 10007

TEL: 212 385 1818 FAX: 212 385 1911

CURTAINWALL CONSULTANT

AJLP Consulting

40 Worth Street, Suite 828

New York, NY 10013

TEL: 212 757 5659 FAX: 646 219 8508

LANDMARK/PRESERVATION CONSULTANT

Jan Hird Pokorny Associates, Inc.

39 West 37th Street, 12A

New York, NY 10018

TEL: 212 759 6462 FAX: 212 759 6540

No.	DESCRIPTION	DATE
1	ISSUED FOR SCHEMATIC DESIGN	04 APR 2014
2	ISSUED FOR DESIGN DEVELOPMENT	01 JUL 2014
3	ISSUED FOR DESIGN DEVELOPMENT	31 JUL 2014
4	CD PROGRESS ISSUE 1	15 OCT 2014
5	ISSUED FOR BID - PLUMBING	15 OCT 2014
6	DOB SUBMISSION	19 DEC 2014

DOB SUBMISSION

Discrepancies must be reported immediately to the Architect before proceeding. Only figured dimensions are to be used. Contractors must check all dimensions on site. This drawing is protected by copyright.

ALL DIMENSIONS ARE SHOWN IN IMPERIAL.

CONSULTANT:

AKF

1501 BROADWAY, SUITE 700

NEW YORK, NY 10020

T: 212 354 5656 F: 212 354 5668

Website: www.akfgroup.com Email: info@akfgroup.com

PROJECT:

217 WEST 57TH STREET

NEW YORK, NY

DRAWING TITLE:

PLUMBING

GAS RISER DIAGRAM

SEAL & SIGNATURE:

DATE:

04/04/14

PROJECT No:

Y130747-000

DRAWN: JRD

CHK: JRD

SCALE: NONE

DWG No:

P-332.00

DOB PAGE No:

91 of 97

DOB EMPLOYEE STAMP:

DOB B-SCAN:

Damian Titus

Buildings

APPROVED

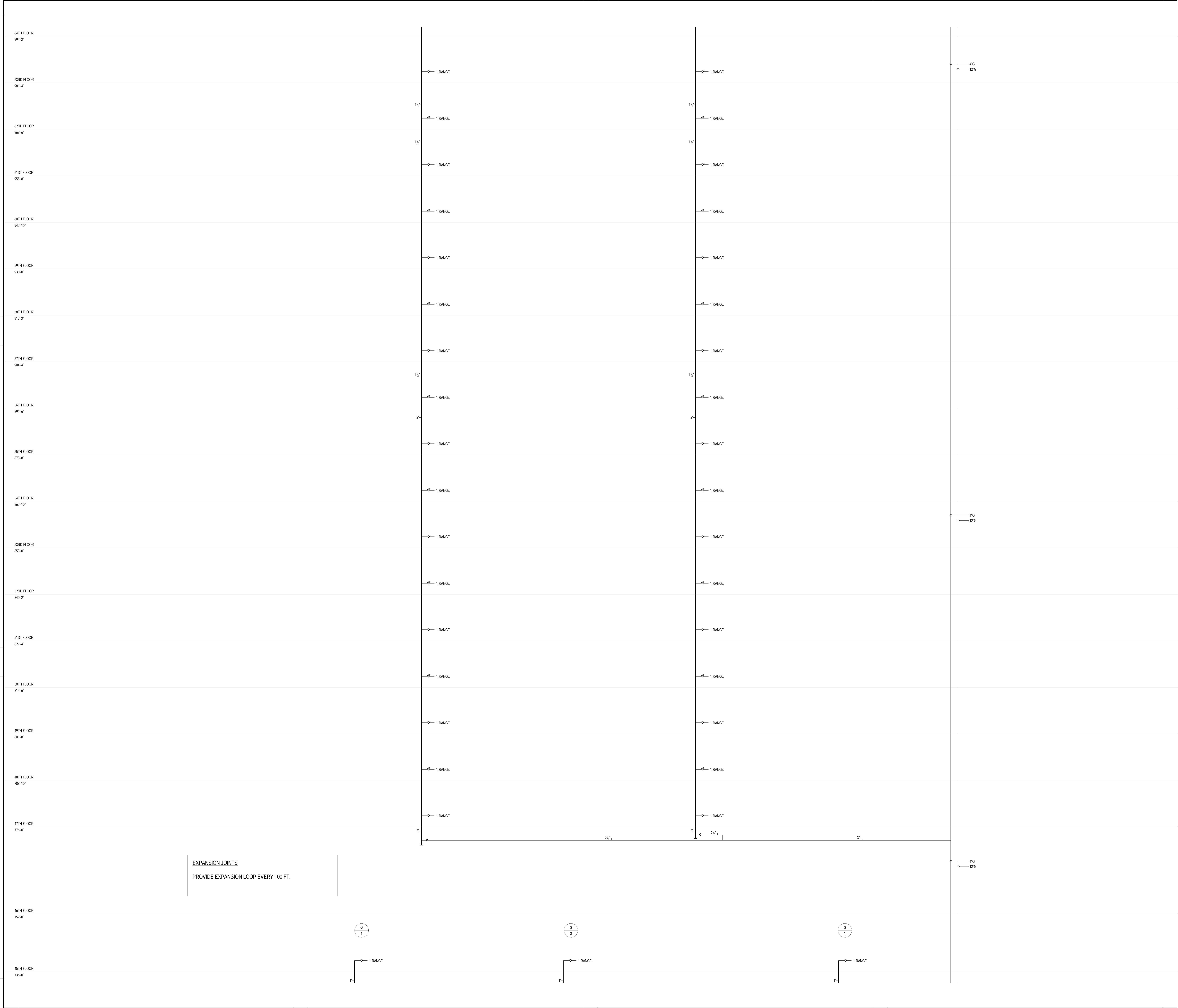
Under Directive 2 of 1975

Date: 07/09/2015

NYC Development Hub

36" x 48" A48" SHEET SIZE

FILE NAME: C:\projects\217 West 57th Street\217 West 57th Street.dwg
PROJECT: 217 West 57th Street



DEPT OF BLDGS

212-333-3200

Job Number

ESB1246008

Sign Code

KEY PLAN

PROJECT NORTH

TRUE NORTH

DEVELOPER

EXTELL DEVELOPMENT COMPANY
805 THIRD AVENUE, 7TH FLOOR
New York, NY 10022 USA
TEL: 212 712 6000 FAX: 212 712 6100

DESIGN ARCHITECT

Base Building Shell & Core
ADRIAN SMITH + GORDON GILL ARCHITECTURE
111 WEST MONROE STREET SUITE 2300
CHICAGO IL 60603
TEL: 312 925 1888 FAX: 312 920 1775

INTERIOR DESIGNER

Residential
Rottet Architecture and Design Studio, PLLC
238 Fifth Ave, 7th Floor
New York, NY 10001
TEL: 646 998 7000 FAX:

ARCHITECT OF RECORD

Base Building Shell, Core, & Residential
AJA ARCHITECTS, P.C.
401 Wellington St. W., 3rd Floor
Toronto, ON M5V 1E7 Canada
TEL: 416 967 1500 FAX: 416 967 7150

STRUCTURAL ENGINEERS

WSP CANTOR SEINUK
228 EAST 46th Street
New York, NY 10017 USA
TEL: 212 687 8888 FAX: 646 487 5501

MEP ENGINEERS

AKF GROUP
One Liberty Plaza, 165 Broadway
New York, NY 10006 USA
TEL: 212 354 5656 FAX: 212 354 5668

GEOTECHNICAL ENGINEERS

Langan Engineering & Environmental Services
21 Penn Plaza - 360 West 37th Street, 8th Floor
New York, NY 10001-2727
TEL: 212 479 5400 FAX: 212 479 5444

CODE CONSULTANTS

Construction Consulting Associates
100 Church Street
New York, NY 10007
TEL: 212 385 1818 FAX: 212 385 1911

CURTAINWALL CONSULTANT

AJLP Consulting
40 Worth Street, Suite 828
New York, NY 10013
TEL: 212 757 5659 FAX: 646 219 8508

LANDMARK/PRESERVATION CONSULTANT

Jan Hird Pokorny Associates, Inc.
39 West 37th Street, 12A
New York, NY 10018
TEL: 212 759 6462 FAX: 212 759 6540

No.	DESCRIPTION	DATE
1	ISSUED FOR SCHEMATIC DESIGN	04 APR 2014
2	ISSUED FOR DESIGN DEVELOPMENT	01 JUL 2014
3	ISSUED FOR DESIGN DEVELOPMENT	31 JUL 2014
4	CD PROGRESS ISSUE 1	15 OCT 2014
5	ISSUED FOR BID - PLUMBING	15 OCT 2014
6	DOB SUBMISSION	19 DEC 2014

DOB SUBMISSION

Discrepancies must be reported immediately to the Architect before proceeding. Only figured dimensions are to be used. Contractors must check all dimensions on site. This drawing is protected by copyright.

ALL DIMENSIONS ARE SHOWN IN IMPERIAL.

CONSULTANT:

AKF

1501 BROADWAY, SUITE 700
NEW YORK, NY 10022
T: 212 354 5656 F: 212 354 5668
Email: akf@akfgroup.com Web: www.akfgroup.com

PROJECT:

217 WEST 57TH STREET

NEW YORK, NY

DRAWING TITLE:

PLUMBING

GAS RISER DIAGRAM

SEAL & SIGNATURE:

DATE: 04/04/14

PROJECT No: Y130747-000

DRAWN: JRD

CHK: JRD

SCALE: NONE

DWG No: **P-333.00**

DOB PAGE No: 92 of 97

DOB B-SCAN:

Damian Titus

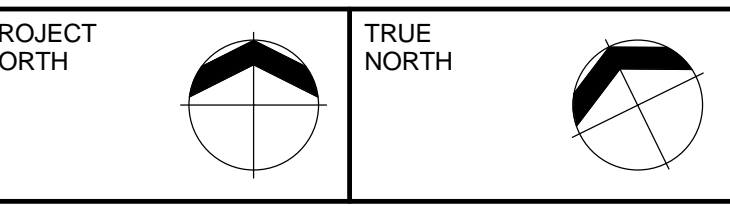
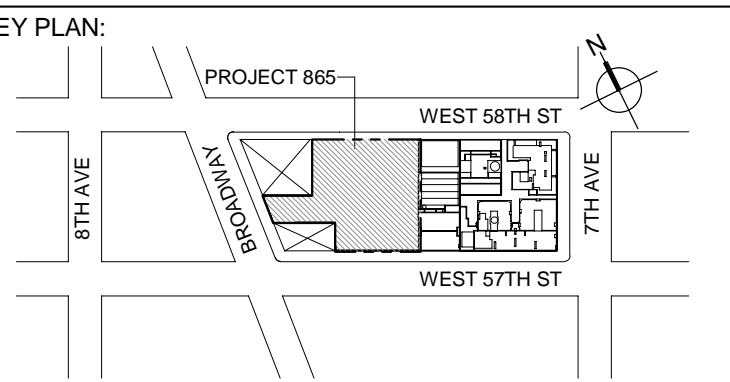

Buildings

APPROVED

Under Directive 2 of 1975

Date: 07/09/2015

NYC Development Hub



DEVELOPER:
EXTELL DEVELOPMENT COMPANY
805 THIRD AVENUE, 7TH FLOOR
New York, NY 10022 USA
TEL: 212 712 6000 FAX: 212 712 6100

DESIGN ARCHITECT: Base Building Shell & Core
ADRIAN SMITH + GORDON GILL ARCHITECTURE
111 WEST MONROE STREET SUITE 2300
CHICAGO IL 60603
TEL: 312 920 1888 FAX: 312 920 1775

INTERIOR DESIGNER: Residential
Rottet Architecture and Design Studio, PLLC
298 Fifth Ave., 7th Floor
New York, NY 10001
TEL: 646 898 7000 FAX:

ARCHITECT OF RECORD: Base Building Shell, Core, & Residential
AAI ARCHITECTS, P.C.
 401 Wellington St. W., 3rd Floor
 Toronto, ON M5V 1E7 Canada
 TEL: 416 967 1500 FAX: 416 967 7150

STRUCTURAL ENGINEERS:
WSP CANTOR SEINUK
228 EAST 45th Street
New York, NY 10017 USA
TEL: 212.697.0999 FAX: 212.427.5501

MEP ENGINEERS:

AKF GROUP
One Liberty Plaza, 165 Broadway
New York, NY 10006 USA
TEL: 212 354 5656 FAX: 212 354 5688

GEOTECHNICAL ENGINEERS:
Langan Engineering & Environmental Services
21 Penn Plaza - 360 West 31st Street, 8th Floor
New York, NY 10001-2727
TEL: 212 479 5400 FAX: 212 479 5444

CODE CONSULTANTS:
Construction Consulting Associates
100 Church Street
New York, NY 10007
TEL: 212 385 1818 FAX: 212 385 1911

CURTAINWALL CONSULTANT:
AJLP Consulting
40 Worth Street, Suite 826
New York, NY 10013
(212) 693-7777 FAX: (212) 693-7778

TEL: 212 757 5659 FAX: 646 219 8508

LANDMARK/PRESERVATION CONSULTANT:

Jan Hird Pokorny Associates, Inc.
39 West 37th Street, 12A
New York, NY 10018

TEL: 212 759 6462 FAX: 212 759 6540

No.	DESCRIPTION	DATE
1	ISSUED FOR SCHEMATIC DESIGN	04 APR 2014
2	ISSUED FOR DESIGN DEVELOPMENT	01 JUL 2014
3	ISSUED FOR DESIGN DEVELOPMENT	31 JUL 2014
4	CD PROGRESS ISSUE 1	15 OCT 2014
5	ISSUED FOR BID - PLUMBING	15 OCT 2014
6	DOB SUBMISSION	19 DEC 2014

DOB SUBMISSION

Discrepancies must be reported immediately to the Architect before proceeding. Only figured dimensions are to be used. Contractors must check all dimensions on site. This drawing is protected by copyright.

ALL DIMENSIONS ARE SHOWN IN IMPERIAL.

CONSULTANT: **AKF**
1501 BROADWAY, SUITE 700
NEW YORK, NY 10036
T: 212.354.5656 F: 212.354.5668
*Atlanta / Boston / Mexico City / Minneapolis / New York
Philadelphia / Princeton / Seattle / Washington / Stamford*


PROJECT:

217 WEST 57TH STREET
NEW YORK, NY

DRAWING TITLE:

PLUMBING
GAS RISER DIAGRAM


SEAL & SIGNATURE:	DATE:	04/04/14
-------------------	-------	----------


	PROJECT No: Y130747-000	
	DRAWN: JRD	REV: <div style="font-size: 2em; font-weight: bold; text-align: center;">6</div>
	CHK: JRD	
	SCALE: NONE	
DWG No:		



DIVISION
P-334.00

DOB PAGE No: 93 of 97	
DOB EMPLOYEE STAMP:	DOB B-SCAN:

Damian Titus

Buildings
APPROVED
Under Directive 2 of 1975
Date: 07/09/2015:
NYC Development Hub



KEY PLAN:

PROJECT NORTH

TRUE NORTH

DEVELOPER:

EXTELL DEVELOPMENT COMPANY
805 THIRD AVENUE, 7TH FLOOR
New York, NY 10022 USA
TEL: 212 712 6000 FAX: 212 712 6100

DESIGN ARCHITECT:

Base Building Shell & Core
ADRIAN SMITH + GORDON GILL ARCHITECTURE
111 WEST MONROE STREET SUITE 2300
CHICAGO IL 60603
TEL: 312 925 1888 FAX: 312 920 1775

INTERIOR DESIGNER:

Residential
Rottet Architecture and Design Studio, PLLC
238 Fifth Ave, 7th Floor
New York, NY 10001
TEL: 646 998 7000 FAX:

ARCHITECT OF RECORD: Base Building Shell, Core, & Residential

AJA ARCHITECTS, P.C.
401 Wellington St. W., 3rd Floor
Toronto, ON M5V 1E7 Canada
TEL: 416 967 1500 FAX: 416 967 7150

STRUCTURAL ENGINEERS:

WSP CANTOR SEINUK
228 EAST 46th Street
New York, NY 10017 USA
TEL: 212 687 8888 FAX: 646 487 5501

MEP ENGINEERS:

AKF GROUP
One Liberty Plaza, 165 Broadway
New York, NY 10006 USA
TEL: 212 354 5656 FAX: 212 354 5668

GEOTECHNICAL ENGINEERS:

Langan Engineering & Environmental Services
21 Penn Plaza - 360 West 37th Street, 8th Floor
New York, NY 10001-2727
TEL: 212 479 5400 FAX: 212 479 5444

CODE CONSULTANTS:

Construction Consulting Associates
100 Church Street
New York, NY 10007
TEL: 212 385 1818 FAX: 212 385 1911

CURTAINWALL CONSULTANT:

AJLP Consulting
40 Worth Street, Suite 828
New York, NY 10013
TEL: 212 757 6659 FAX: 646 219 8508

LANDMARK/PRESERVATION CONSULTANT:

Jan Hird Pokorny Associates, Inc.
39 West 37th Street, 12A
New York, NY 10018
TEL: 212 759 6462 FAX: 212 759 6540

No.	DESCRIPTION	DATE
1	ISSUED FOR SCHEMATIC DESIGN	04 APR 2014
2	ISSUED FOR DESIGN DEVELOPMENT	01 JUL 2014
3	ISSUED FOR DESIGN DEVELOPMENT	31 JUL 2014
4	CD PROGRESS ISSUE 1	15 OCT 2014
5	ISSUED FOR BID - PLUMBING	15 OCT 2014
6	DOB SUBMISSION	19 DEC 2014

DOB SUBMISSION

Discrepancies must be reported immediately to the Architect before proceeding. Only figured dimensions are to be used. Contractors must check all dimensions on site. This drawing is protected by copyright.

ALL DIMENSIONS ARE SHOWN IN IMPERIAL.

CONSULTANT:

AKF
1501 BROADWAY, SUITE 700
NEW YORK, NY 10020
T: 212 354 5656 F: 212 354 5668
Website: www.akfgroup.com

PROJECT:

217 WEST 57TH STREET
NEW YORK, NY

DRAWING TITLE:

PLUMBING
GAS RISER DIAGRAM

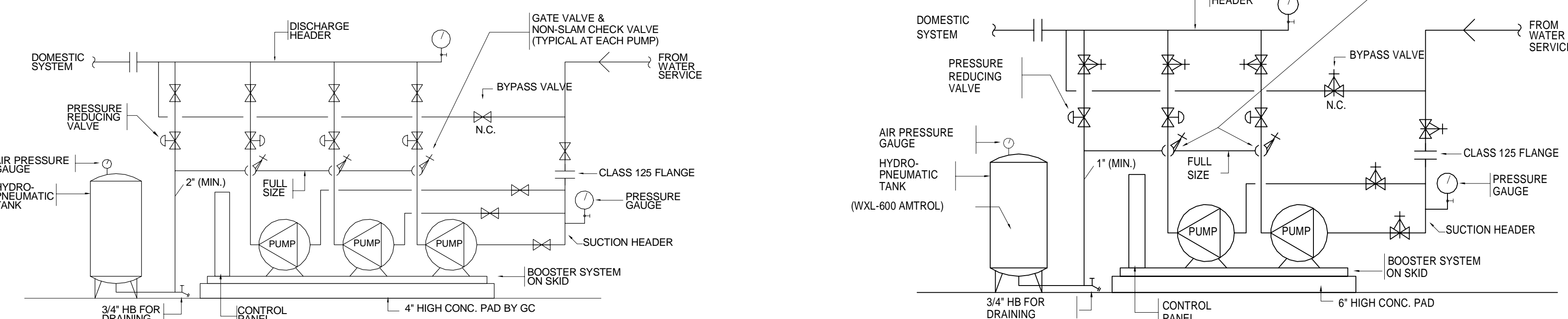
SEAL & SIGNATURE:

DATE: 04/04/14
PROJECT No: Y130747-000
DRAWN: JRD
CHK: JRD
SCALE: NONE
DWG No: **P-335.00**

DOB PAGE No: 94 of 97

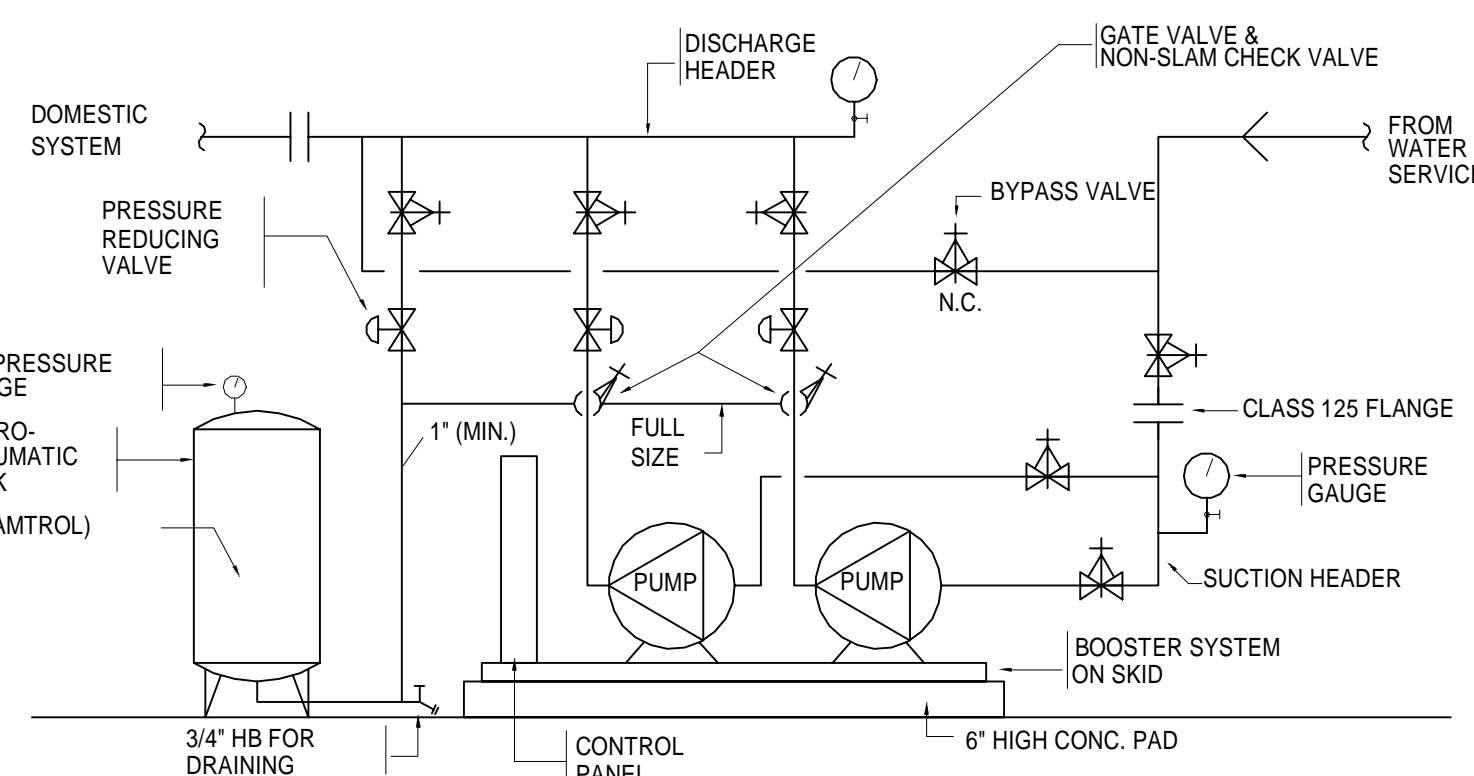
DOB EMPLOYEE STAMP:

DOB S-SCAN:



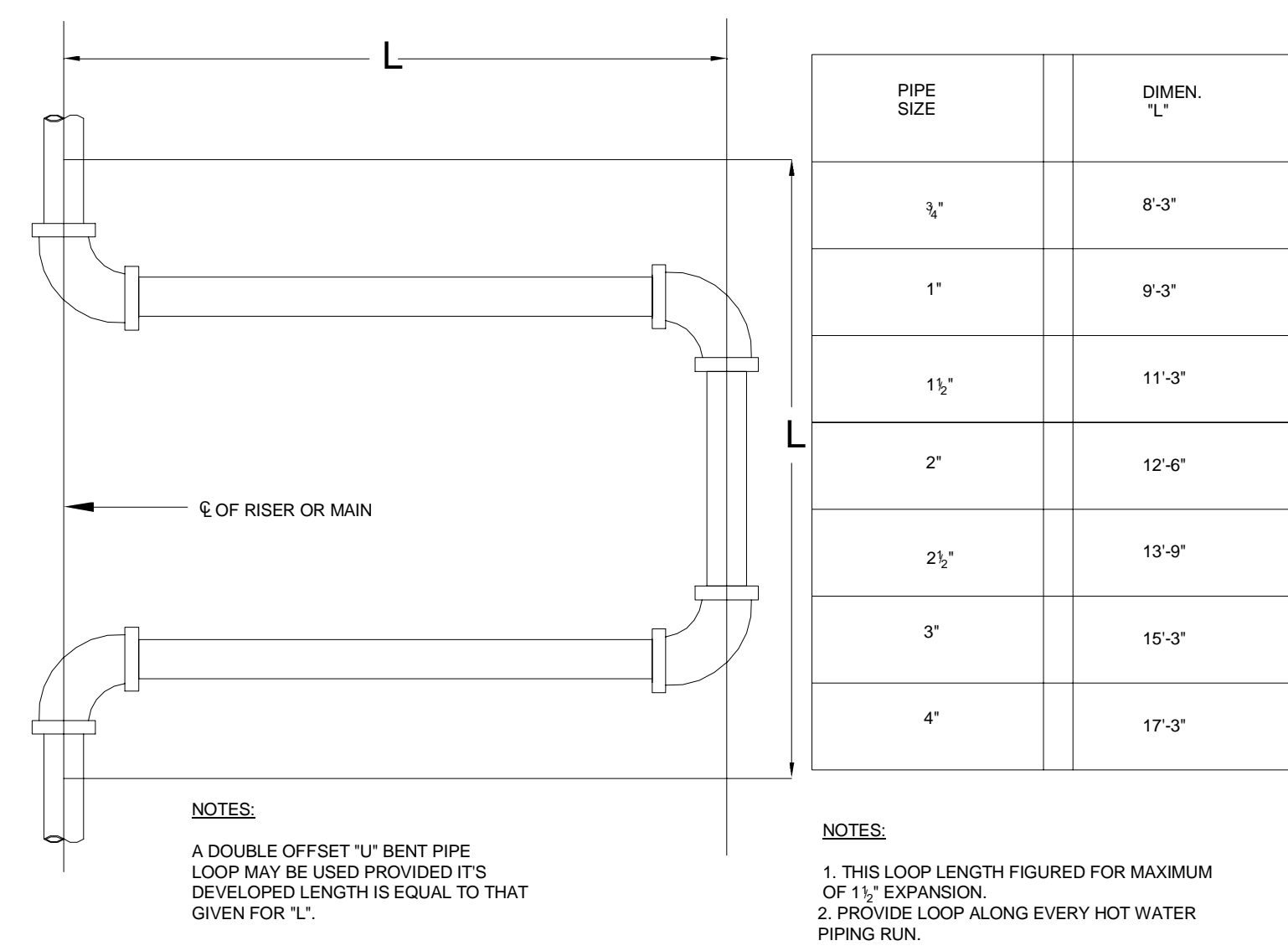
1 TRIPLEX BOOSTER PUMP PIPING SCHEMATIC
SCALE: N.T.S.

NOTE: PROVIDE INERTIA PAD FOR PUMPS INSTALLED ABOVE CELLAR LEVEL. PROVIDE NEOPRENE WAFFLE PADS FOR PUMPS LOCATED CELLAR LEVEL AND BELOW.

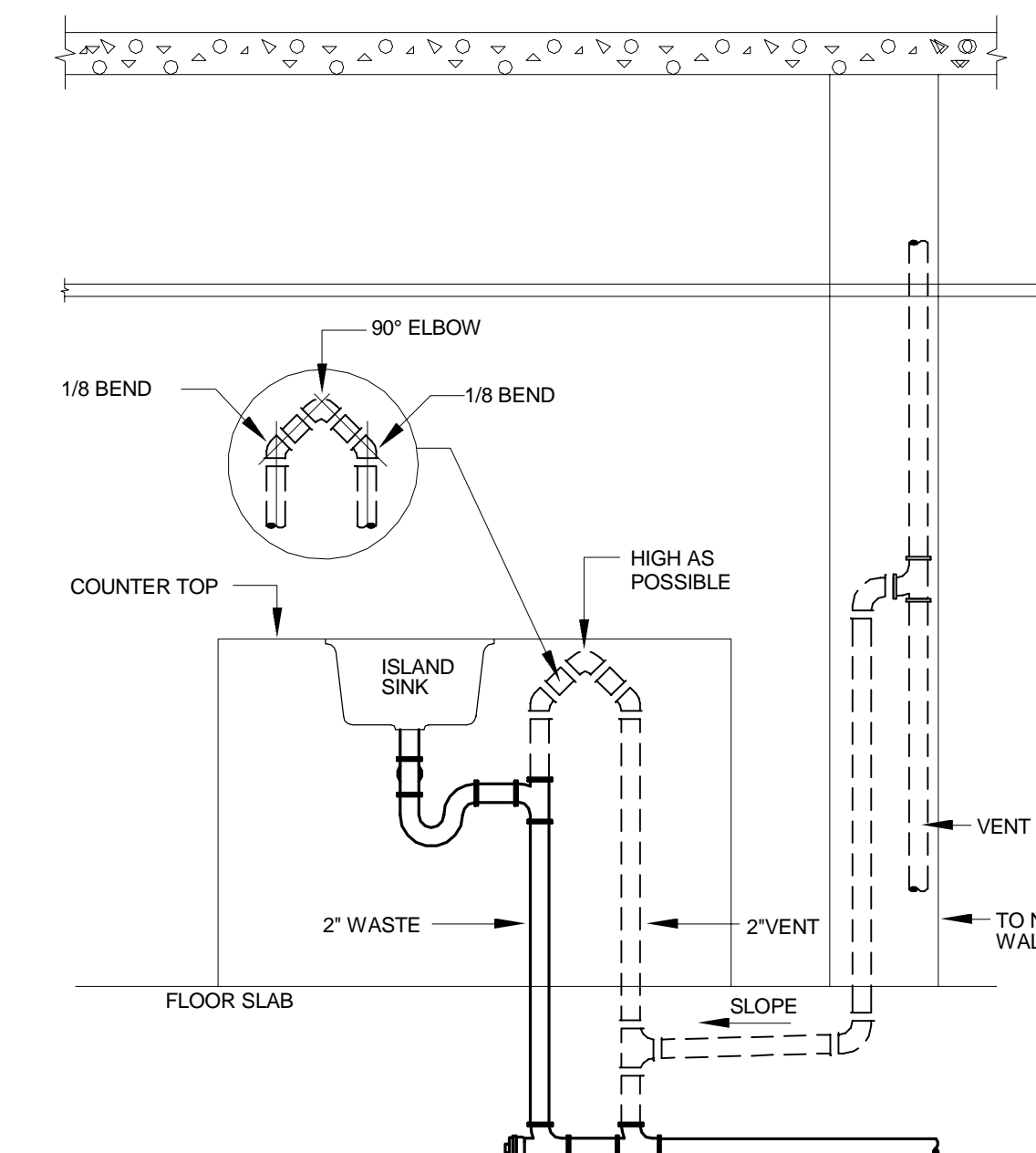


2 DUPLEX BOOSTER PUMP PIPING SCHEMATIC
SCALE: N.T.S.

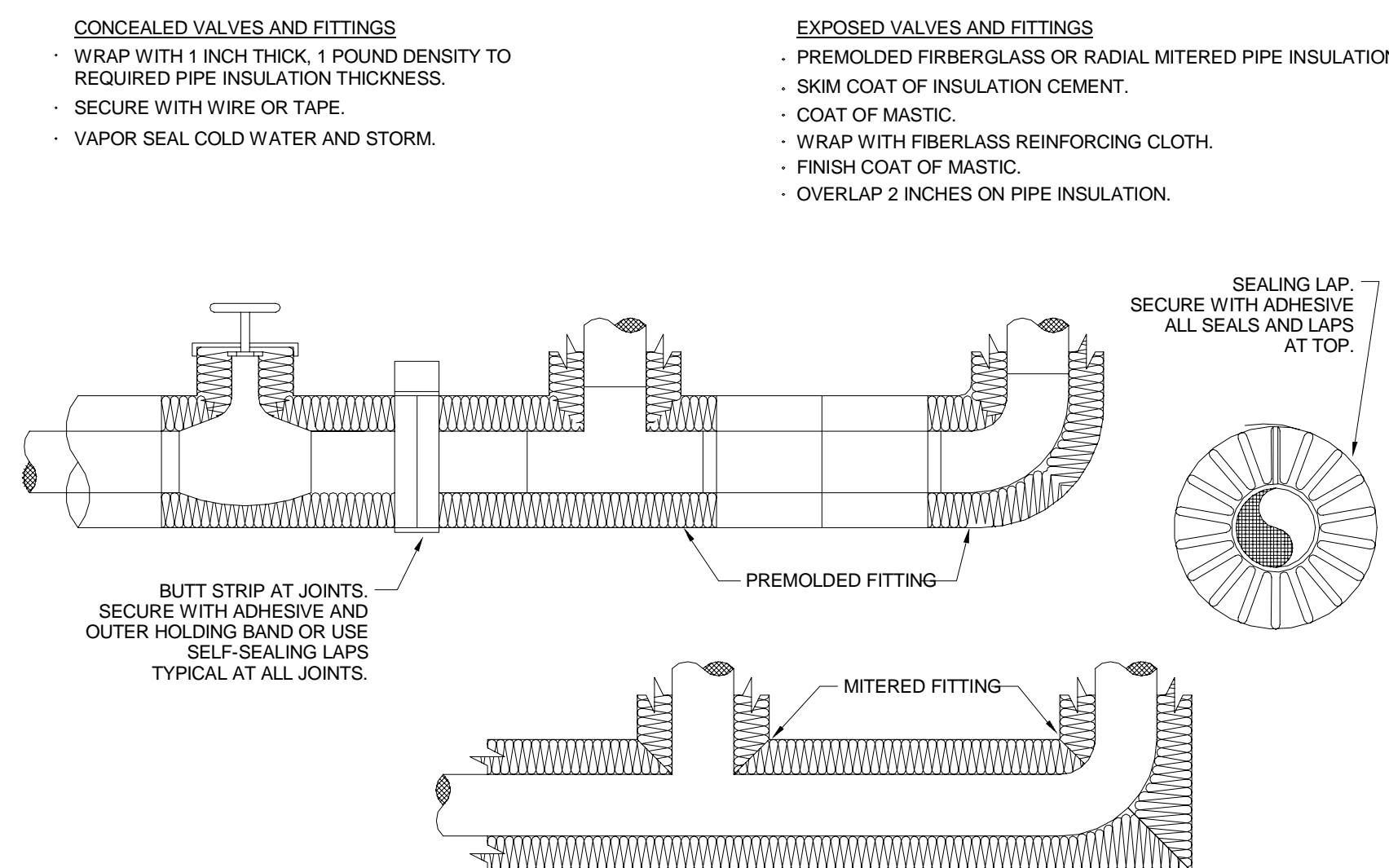
NOTE: PROVIDE INERTIA PAD FOR PUMPS INSTALLED ABOVE CELLAR LEVEL. PROVIDE NEOPRENE WAFFLE PADS FOR PUMPS LOCATED CELLAR LEVEL AND BELOW.



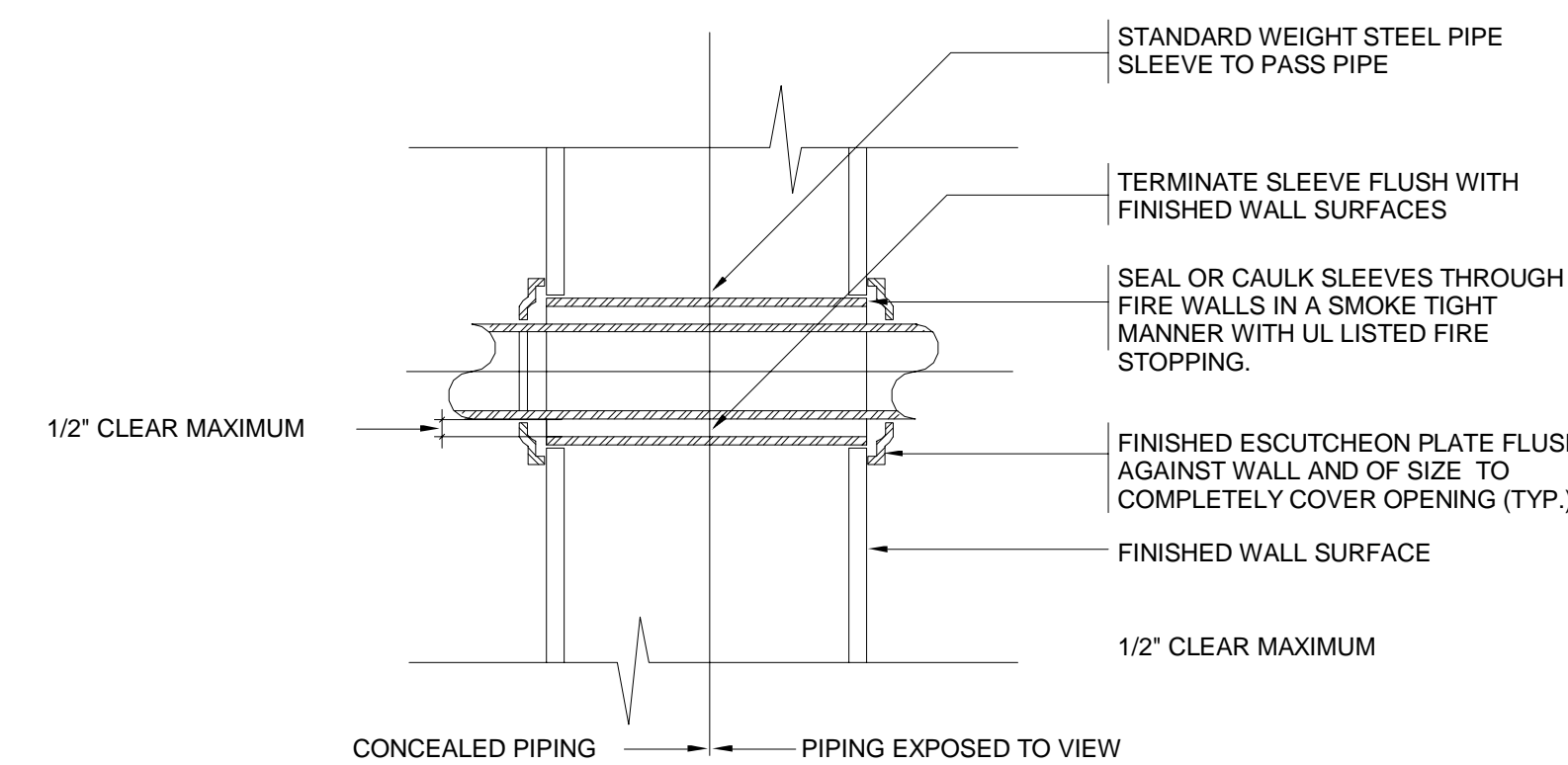
3 FOUR ELBOW SWING EXPANSION LOOP
SCALE: N.T.S.



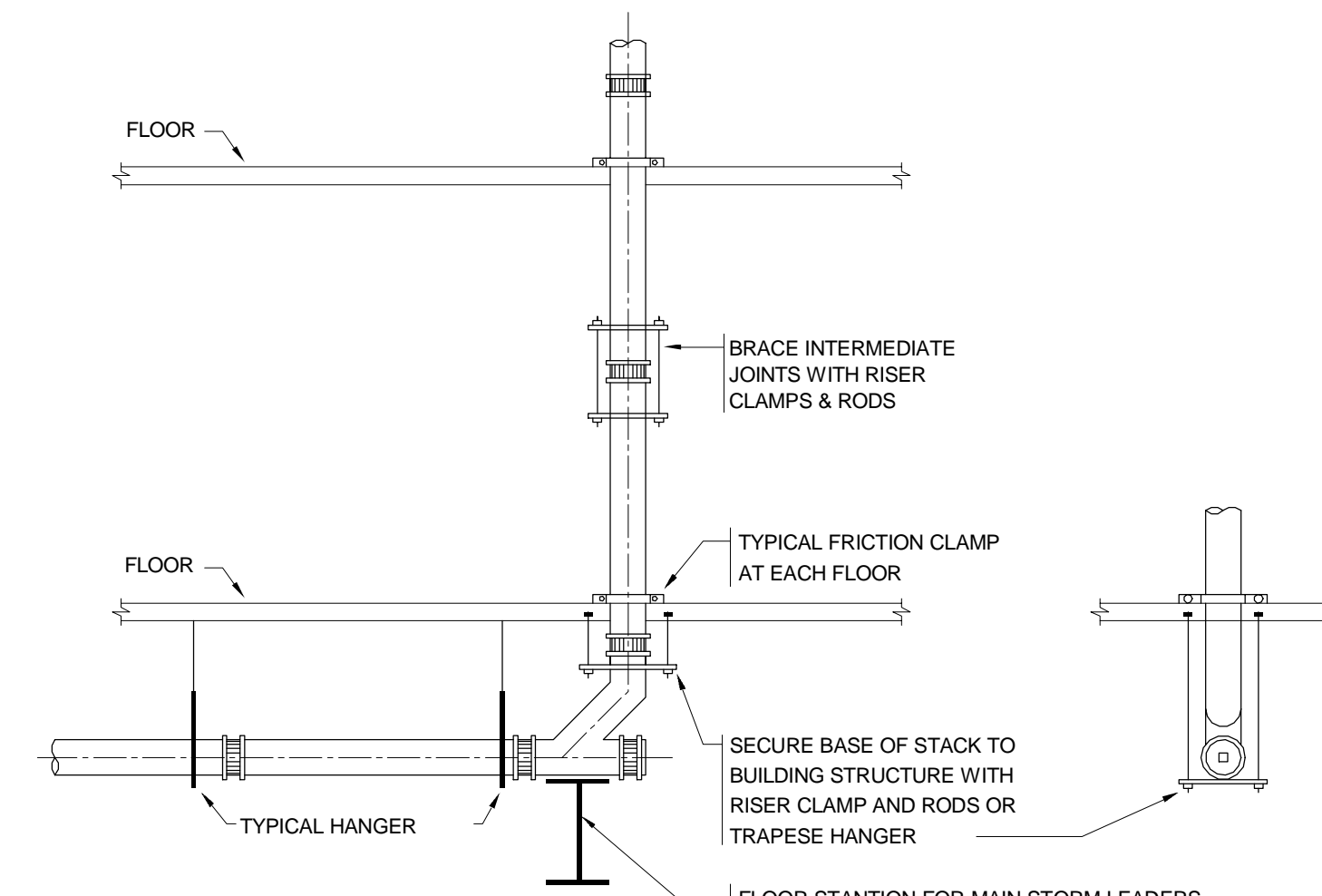
4 ISLAND SINK VENTING DETAIL
SCALE: N.T.S.



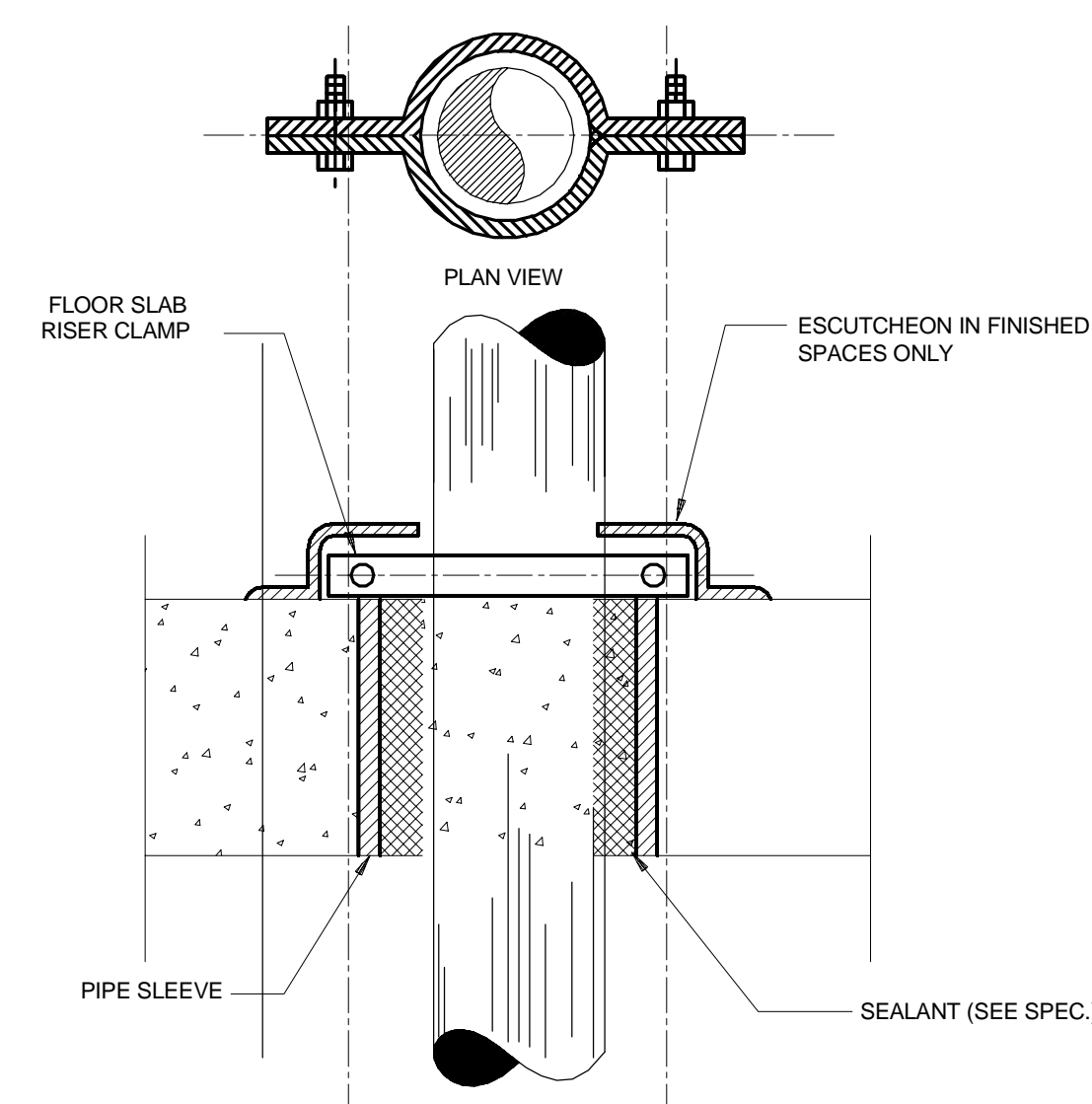
5 INSULATION OF PIPING VALVE AND FITTINGS
SCALE: N.T.S.



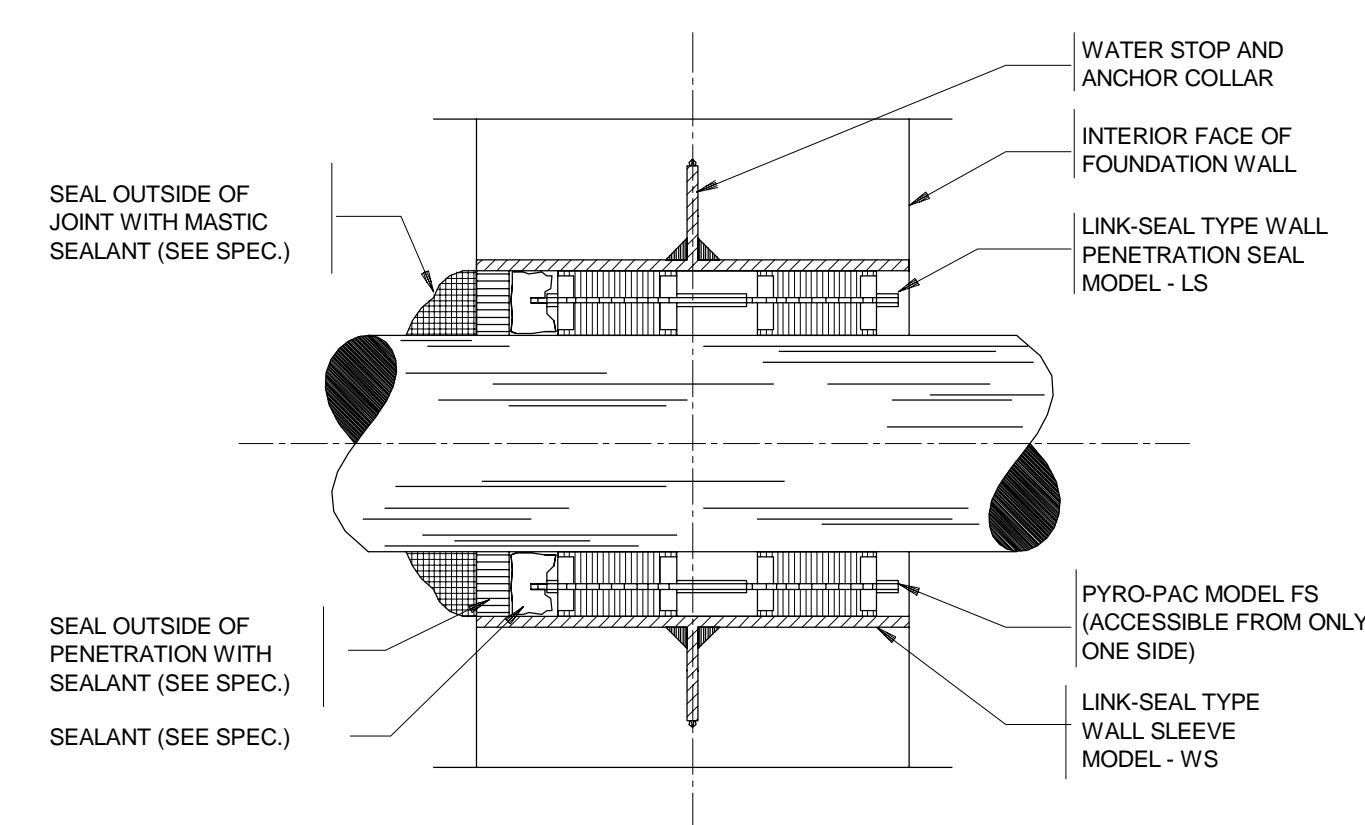
6 PIPE INSULATION THROUGH FIRE RATED WALL
SCALE: N.T.S.



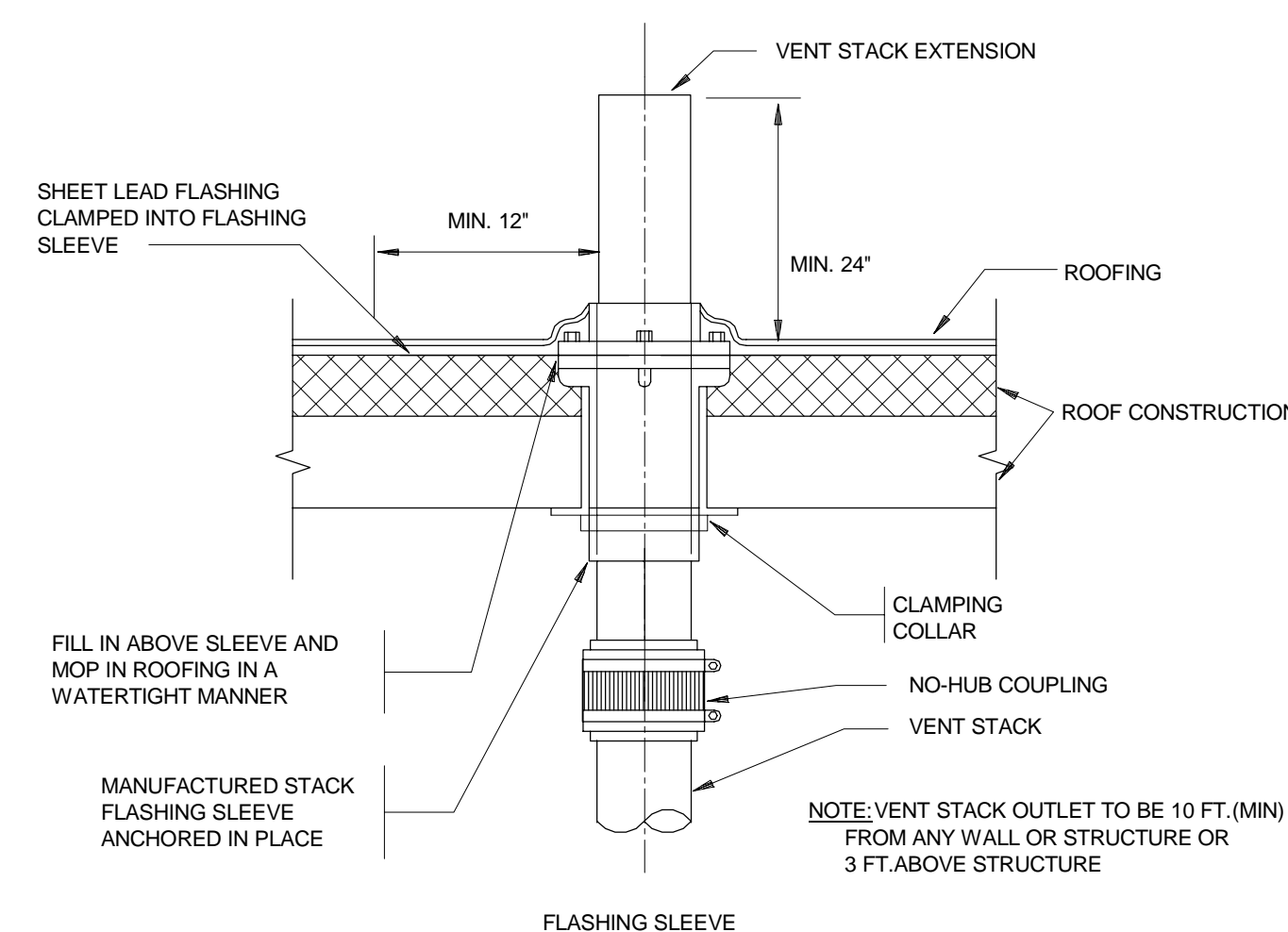
7 HUBLESS PIPE BRACING FOR VERTICAL PIPING
SCALE: N.T.S.



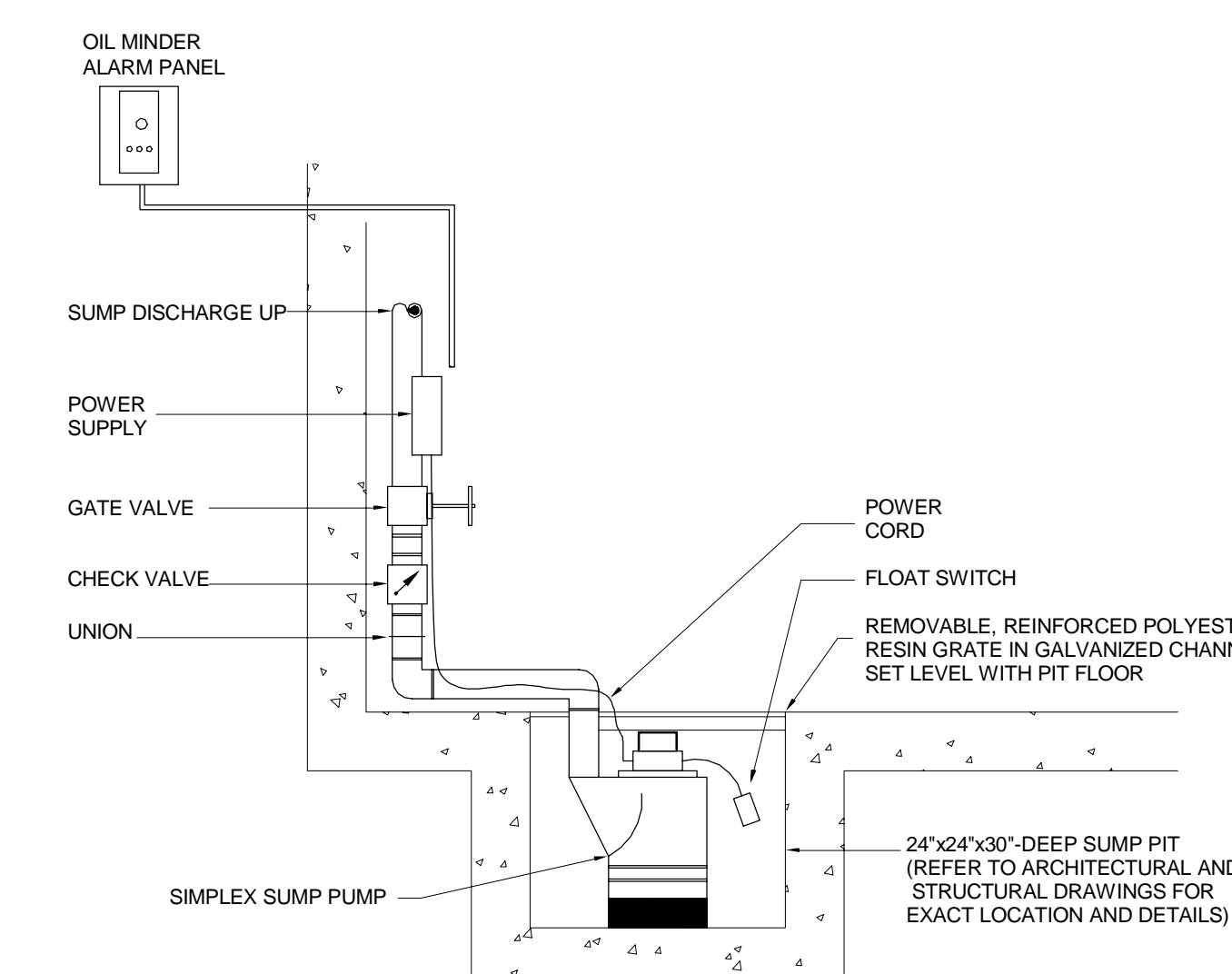
8 PIPING SLEEVE THRU FLOOR SLAB
SCALE: N.T.S.



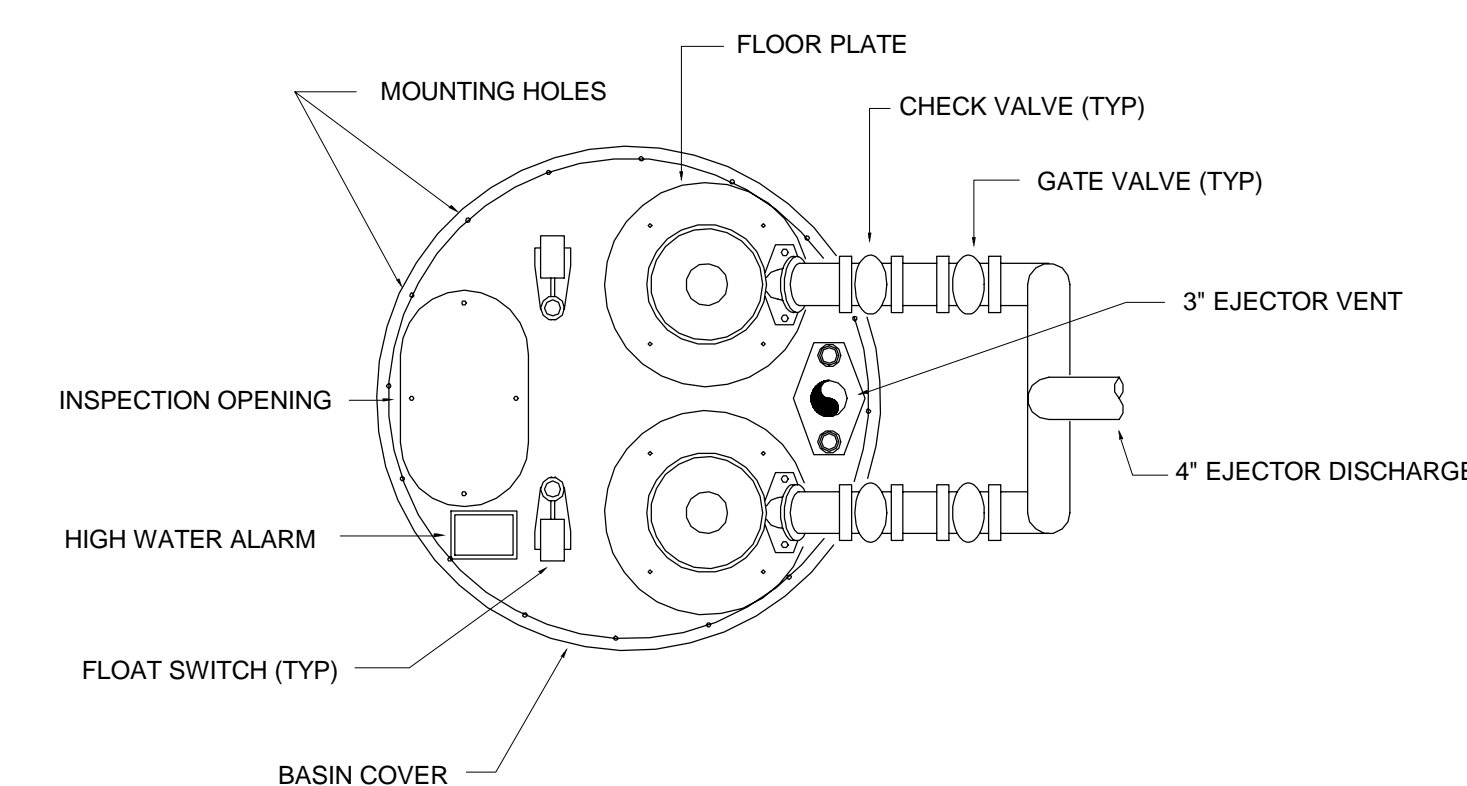
9 PIPING SLEEVE THRU EXTERIOR FOUNDATION WALL
SCALE: N.T.S.



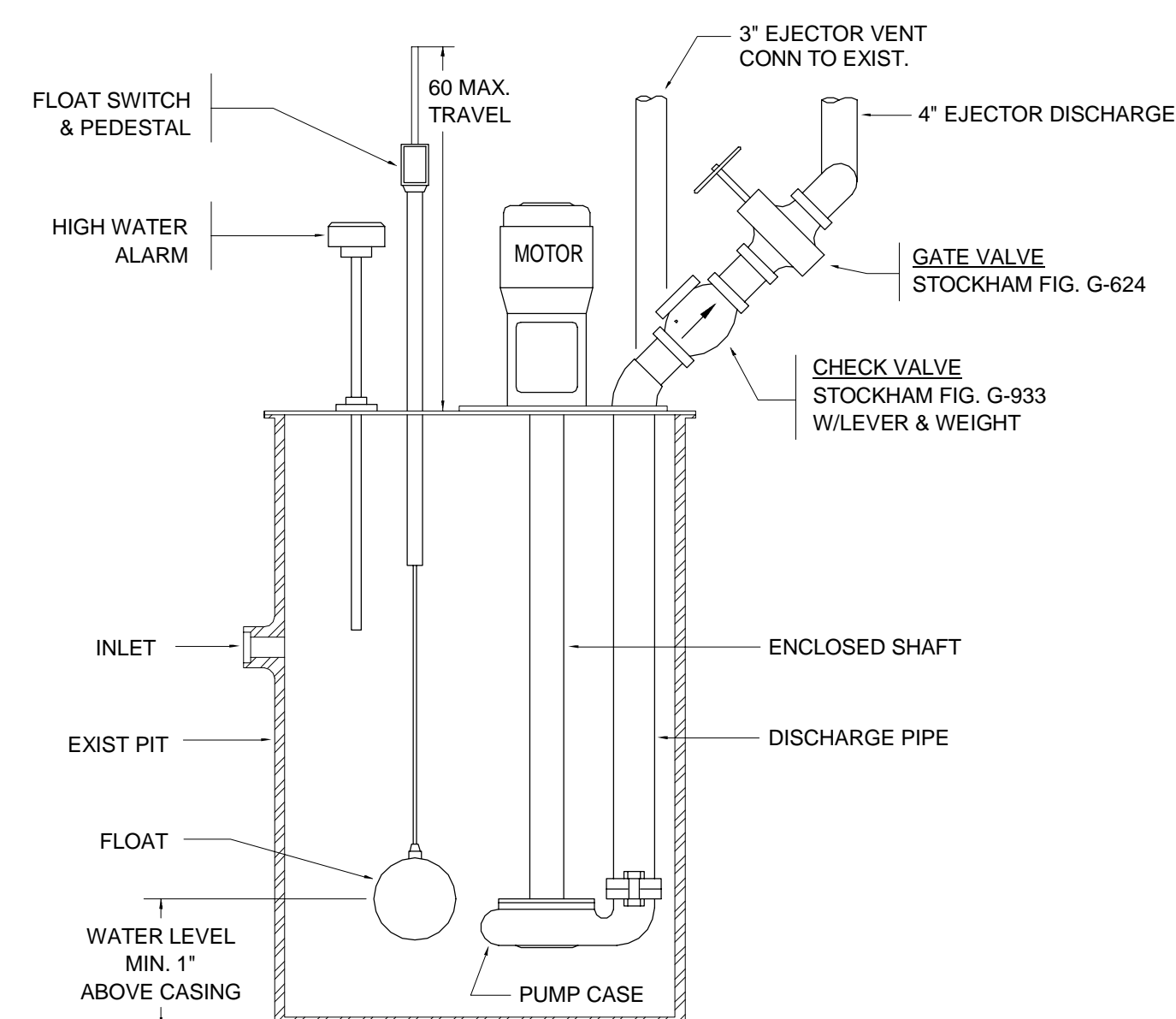
10 VENT THRU ROOF
SCALE: N.T.S.



11 SUMP PUMP DRAIN DETAIL
SCALE: N.T.S.



12 CLOTHES WASHER PIPING DETAIL
SCALE: N.T.S.



13 DUPLEX SEWAGE EJECTOR DETAIL
SCALE: N.T.S.

KEY PLAN

PROJECT 217 WEST 57TH STREET
NEW YORK, NY

DEVELOPER EXTELL DEVELOPMENT COMPANY
805 THIRD AVENUE, 7TH FLOOR
NEW YORK, NY 10022 USA
TEL: 212 712 6000 FAX: 212 712 6100

DESIGN ARCHITECT Base Building Shell & Core
ADRIAN SMITH + GORDON GILL ARCHITECTURE
111 WEST MONROE STREET SUITE 2300
CHICAGO, IL 60603
TEL: 312 925 1888 FAX: 312 920 1775

INTERIOR DESIGNER Residential
Rottet Architecture and Design Studio, PLLC
238 Fifth Ave, 7th Floor
New York, NY 10001
TEL: 646 998 7000 FAX:

ARCHITECT OF RECORD Base Building Shell, Core, & Residential
AAJ ARCHITECTS, P.C.
401 Wellington St. W., 3rd Floor
Toronto, ON M5V 1E7 Canada
TEL: 416 967 1500 FAX: 416 967 7150

STRUCTURAL ENGINEERS WSP CANTOR SEINUK
228 EAST 45th Street
New York, NY 10017 USA
TEL: 212 687 8888 FAX: 646 487 5501

MEP ENGINEERS AKF GROUP
One Liberty Plaza, 165 Broadway, 22nd Floor
New York, NY 10006 USA
TEL: 212 354 5656 FAX: 212 354 5668

GEOTECHNICAL ENGINEERS Langan Engineering & Environmental Services
21 Penn Plaza - 360 West 37th Street, 8th Floor
New York, NY 10001-2277
TEL: 212 479 5400 FAX: 212 479 5444

CODE CONSULTANTS Construction Consulting Associates
100 Church Street
New York, NY 10007
TEL: 212 385 1815 FAX: 212 385 1911

CURTAINWALL CONSULTANT A.J.P. Consulting
40 Worth Street, Suite 826
New York, NY 10013
TEL: 212 757 5559 FAX: 646 219 8508

LANDMARK/PRESERVATION CONSULTANT Jan Hind Pokorny Associates, Inc.
39 West 37th Street, 12A
New York, NY 10018
TEL: 212 759 6462 FAX: 212 759 6540

No.	DESCRIPTION	DATE
1	ISSUED FOR SCHEMATIC DESIGN	04 APR 2014
2	ISSUED FOR DESIGN DEVELOPMENT	01 JUL 2014
3	ISSUED FOR DESIGN DEVELOPMENT	31 JUL 2014
4	CD PROGRESS ISSUE 1	15 OCT 2014
5	ISSUED FOR BID - PLUMBING	15 OCT 2014
6	DOB SUBMISSION	19 DEC 2014

DOB SUBMISSION

Discrepancies must be reported immediately to the Architect before proceeding. Only figured dimensions are to be used. Corrections must check all dimensions on site. This drawing is protected by copyright.

ALL DIMENSIONS ARE SHOWN IN IMPERIAL.

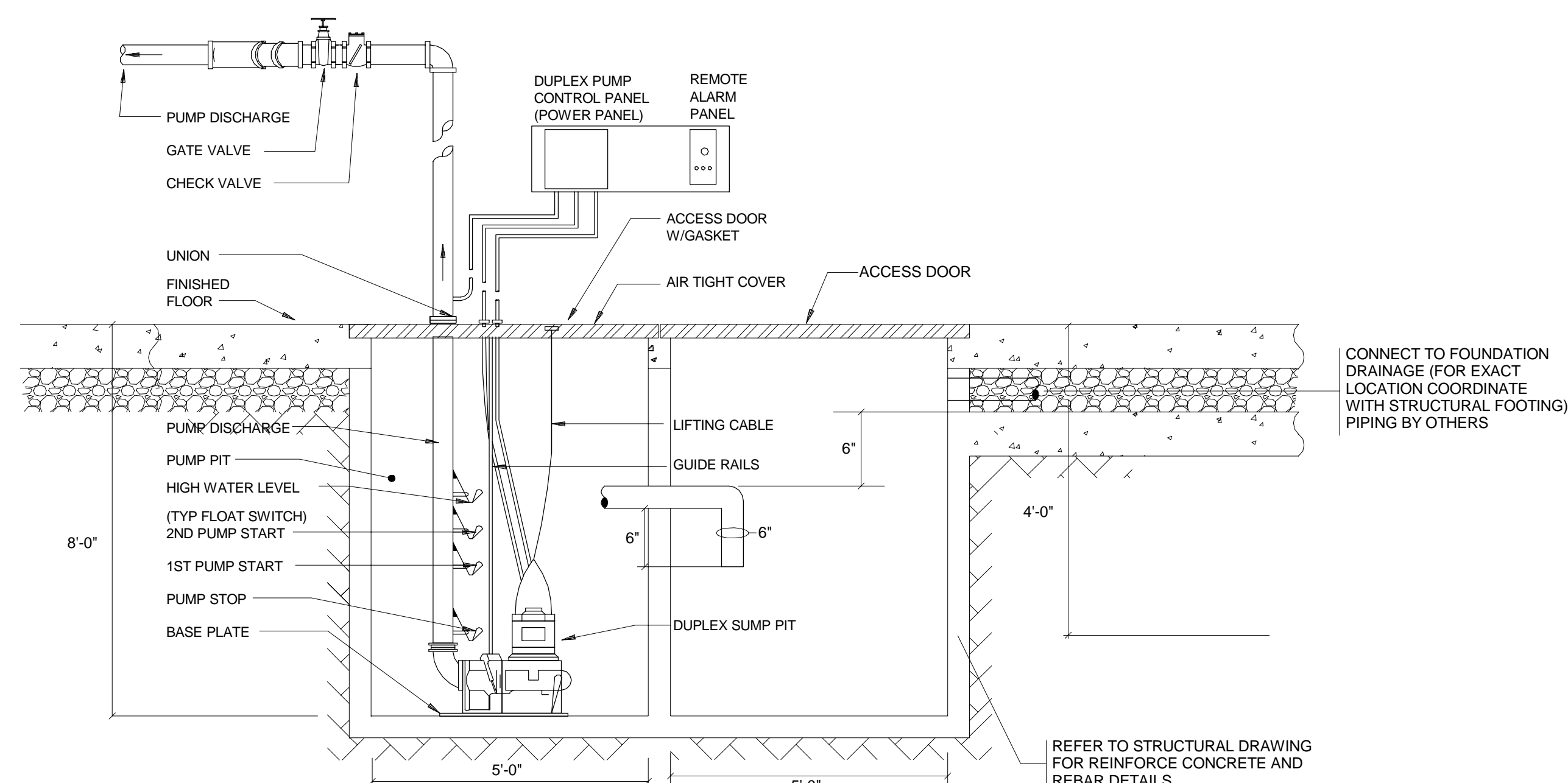
CONSULTANT: A K F
ONE LIBERTY PLAZA, 165 BROADWAY, 22ND FLOOR
NEW YORK, NY 10006
T: 212 354 5656 F: 212 354 5668
Website: www.akfgroup.com

PROJECT: 217 WEST 57TH STREET
NEW YORK, NY

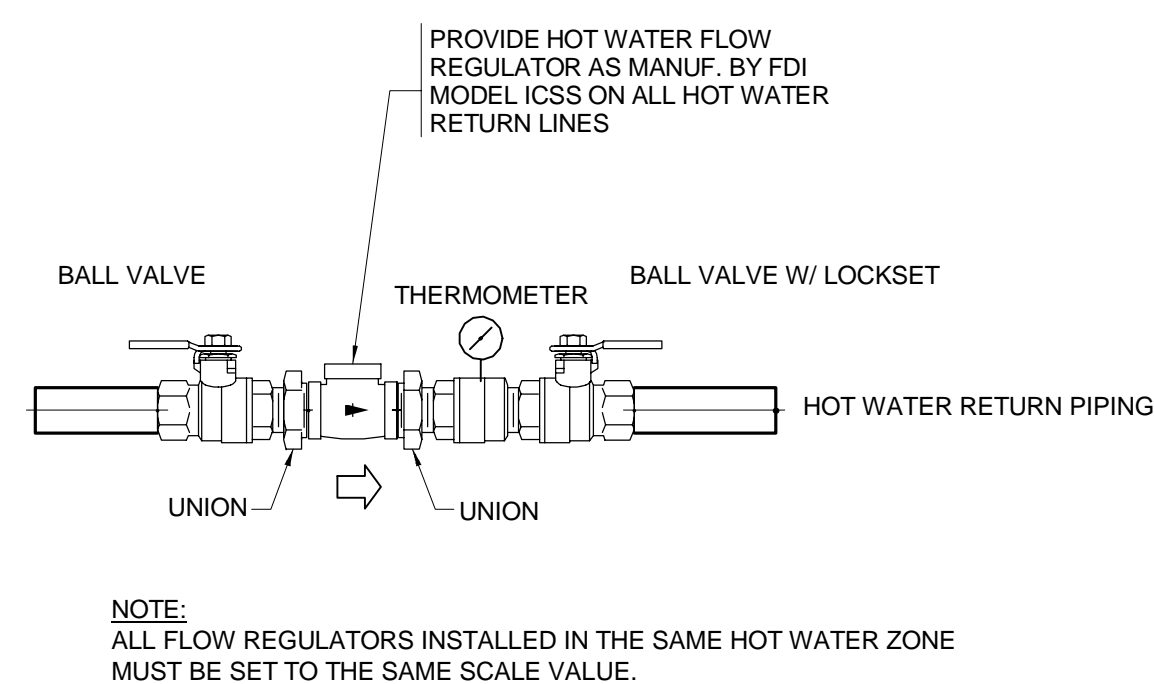
DRAWING TITLE: PLUMBING DETAILS

SEAL & SIGNATURE: [Signature] DATE: 04/04/14
PROJECT No: Y130747-000
DRAWN: JRD REV: 6
CHK: JRD
SCALE: 1/8" = 1'-0"
DWG No: P-500.00
DOB PAGE No: 96 of 97
DOB EMPLOYEE STAMP: [Stamp] DOB 5-SCAN:

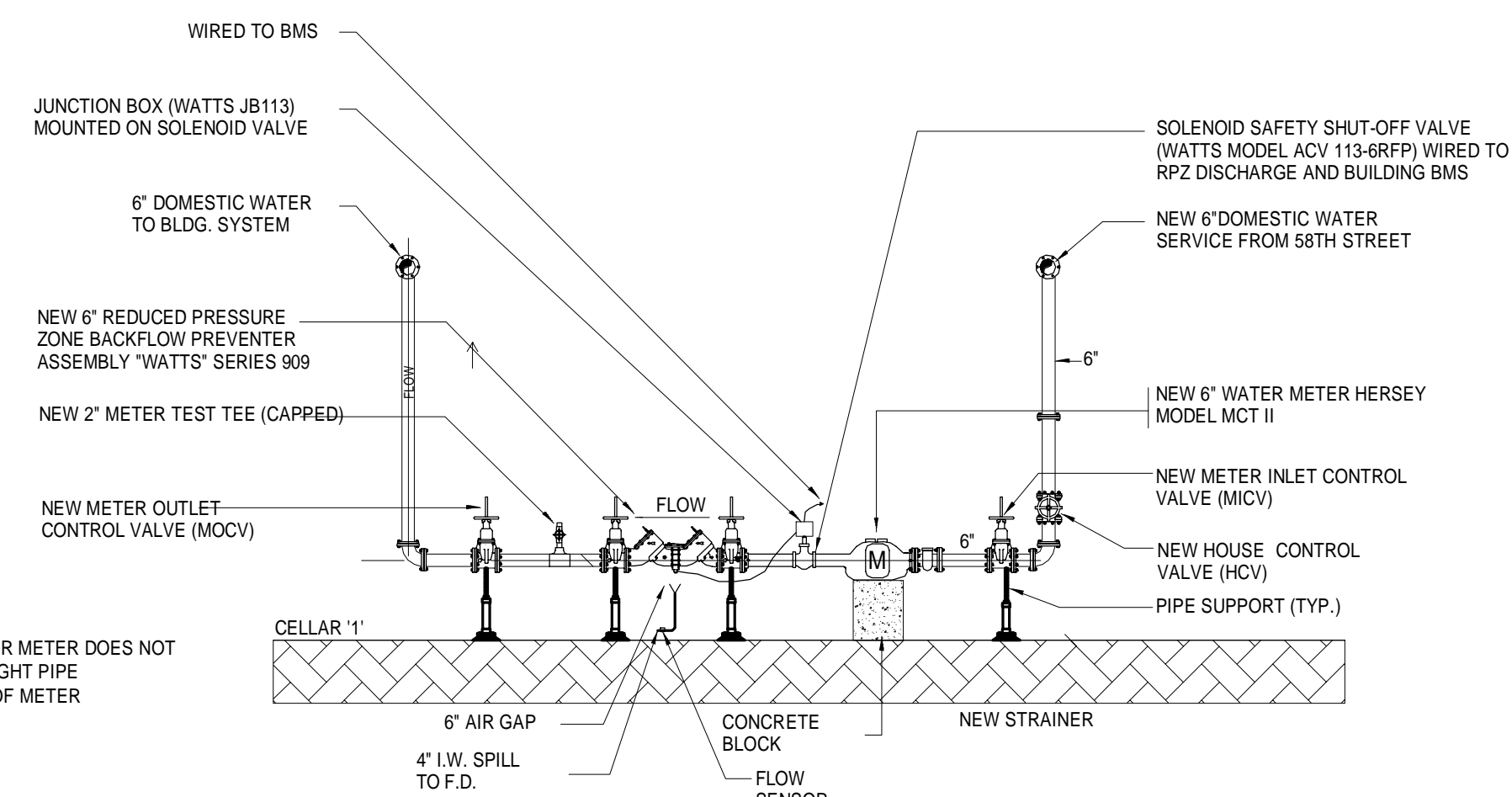
Damian Titus
Buildings
APPROVED
Under Directive 2 of 1975
Date: 07/09/2015
NYC Development Hub



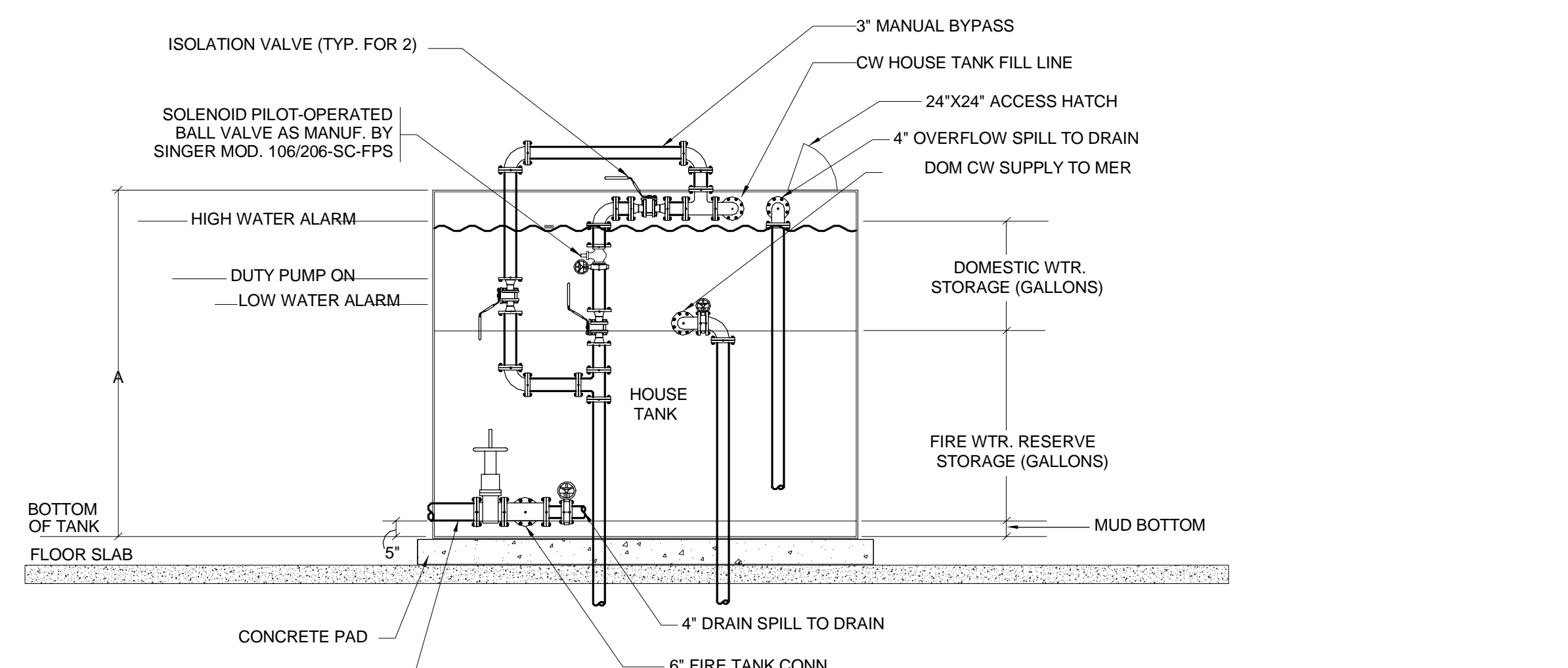
14 DUPLEX SUMP PUMPS IN SUMP PIT W/ SAND INTERCEPTOR
SCALE: N.T.S.



15 HOT WATER RETURN BALANCING ASSEMBLY
SCALE: N.T.S.

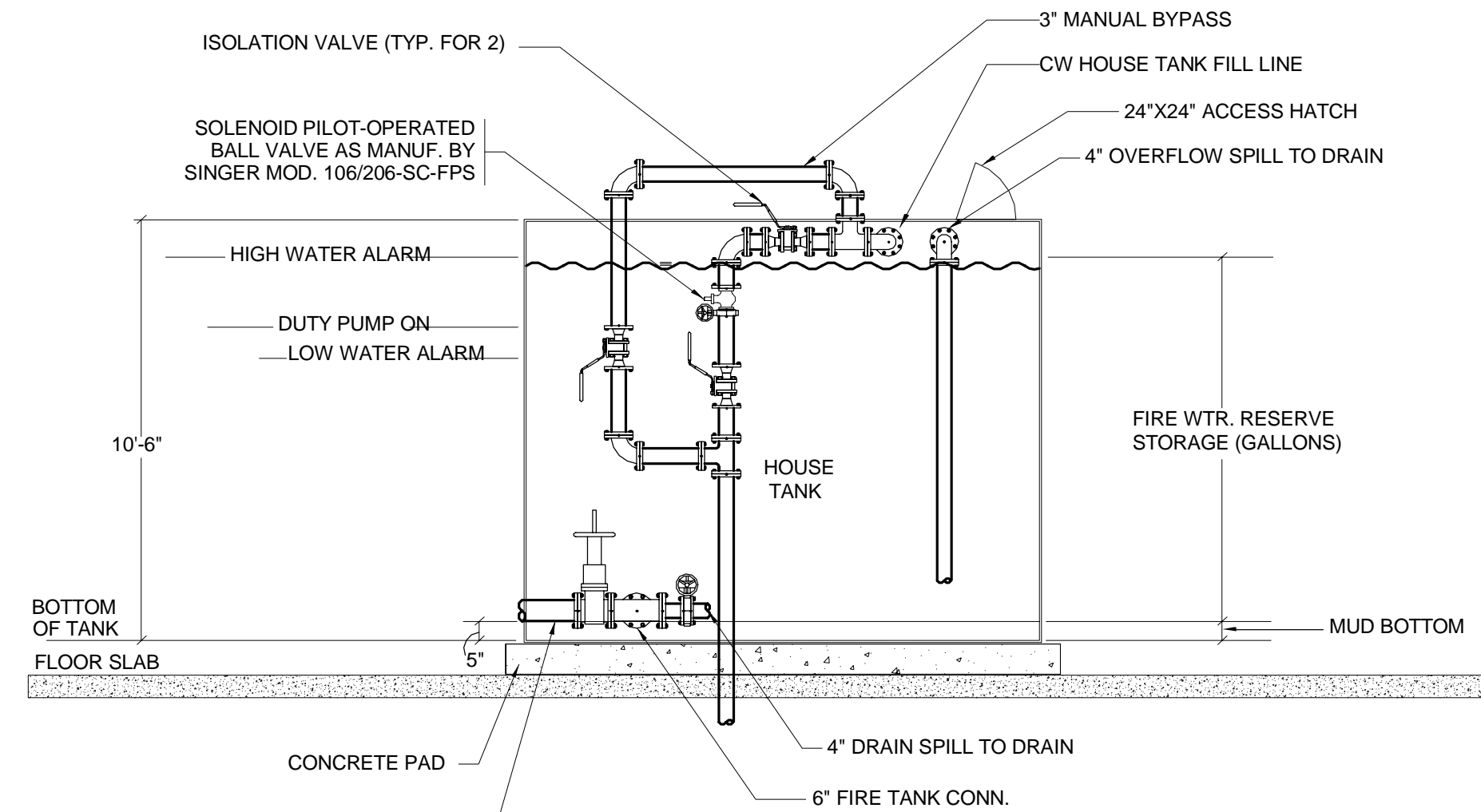


DOMESTIC WATER SERVICE BACKFLOW PREVENTER ASSEMBLY
SCALE: N.T.S.



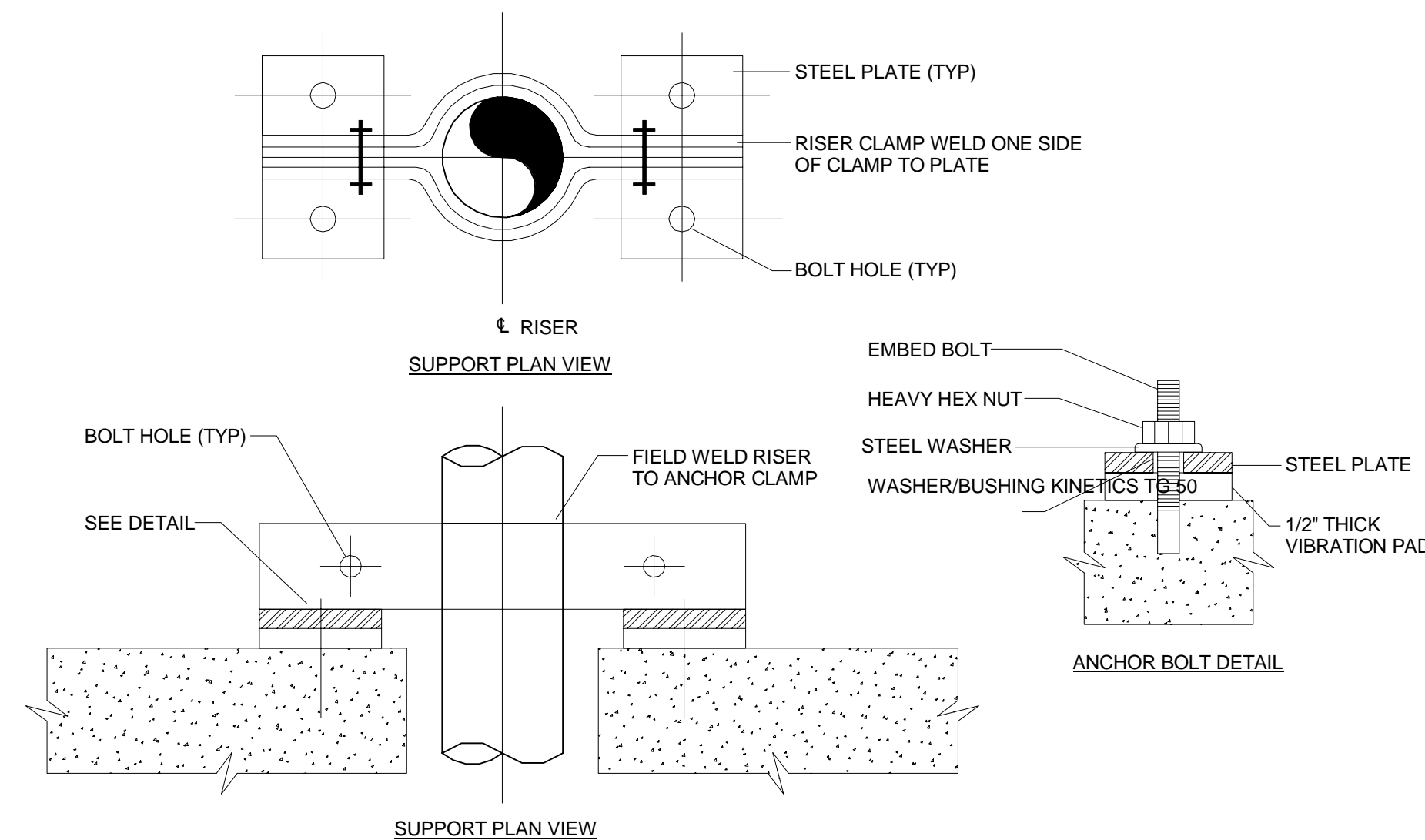
NOTES

1. ADD 3" MANUAL BYPASS WITH BALL VALVE. PROVIDE ISOLATION VALVES FOR SOLENOID PILOT-OPERATED BALL VALVE.

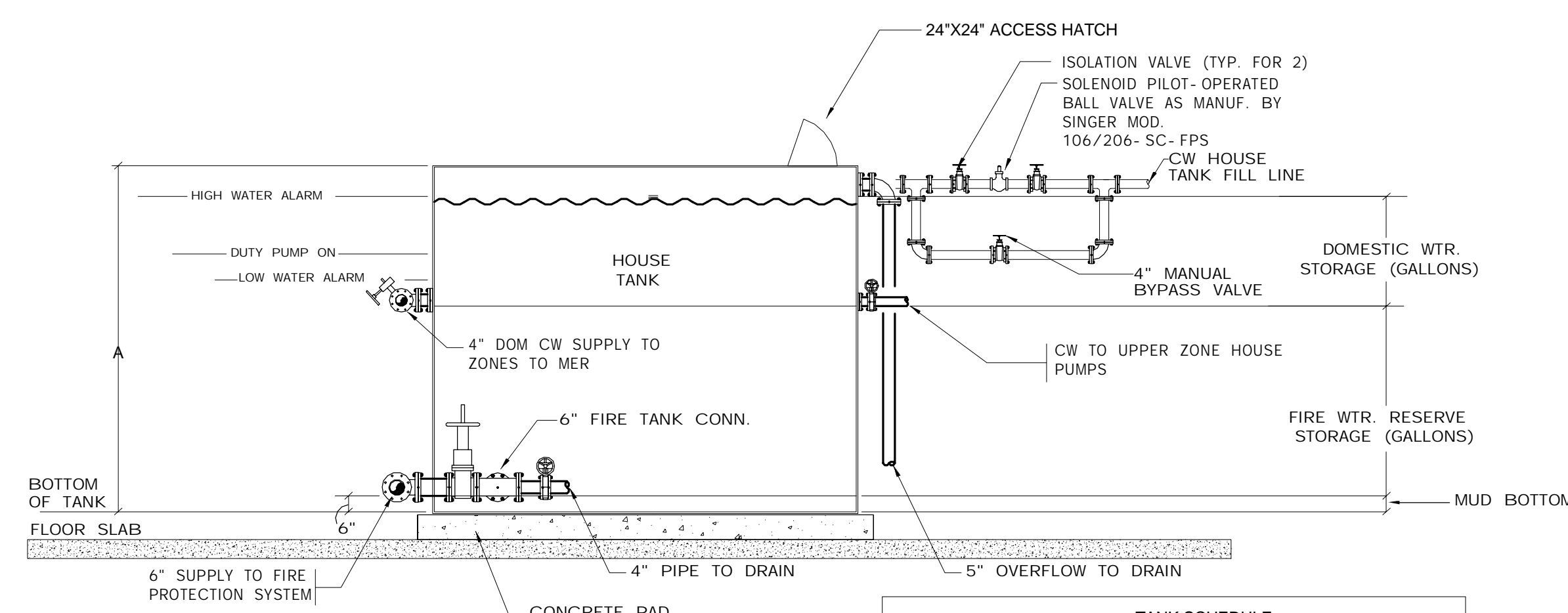


NOTES

1. ADD 3" MANUAL BYPASS WITH BALL VALVE. PROVIDE ISOLATION VALVES FOR SOLENOID PILOT-OPERATED BALL VALVE.



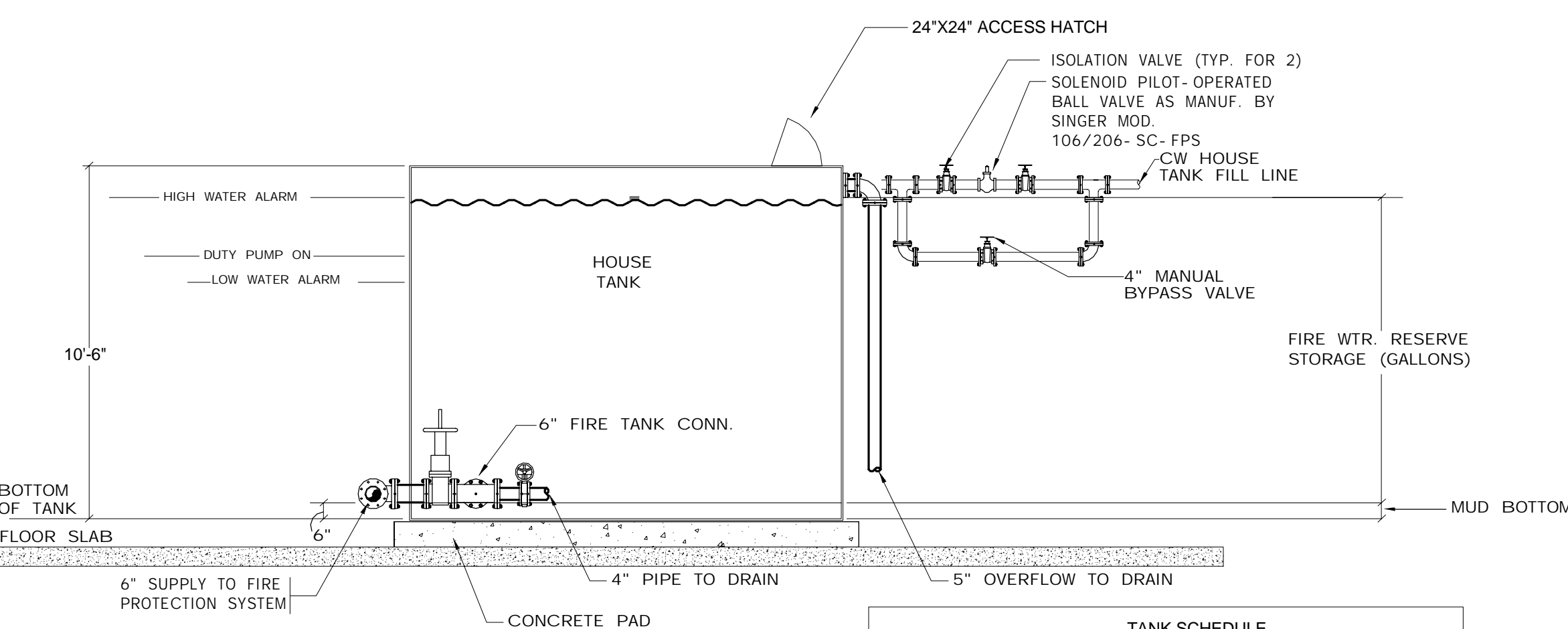
18 PIPE ANCHOR DETAIL #1
SCALE: N.T.S.



NOTE

1. ADD 4" MANUAL BYPASS WITH GATE VALVE. PROVIDE ISOLATION VALVES FOR SOLENOID PILOT-OPERATED BALL VALVE.
2. HOUSE TANKS ON FLOORS 28 AND 45 WILL BE ELEVATED AND REQUIRE ADDITIONAL SUPPORT.

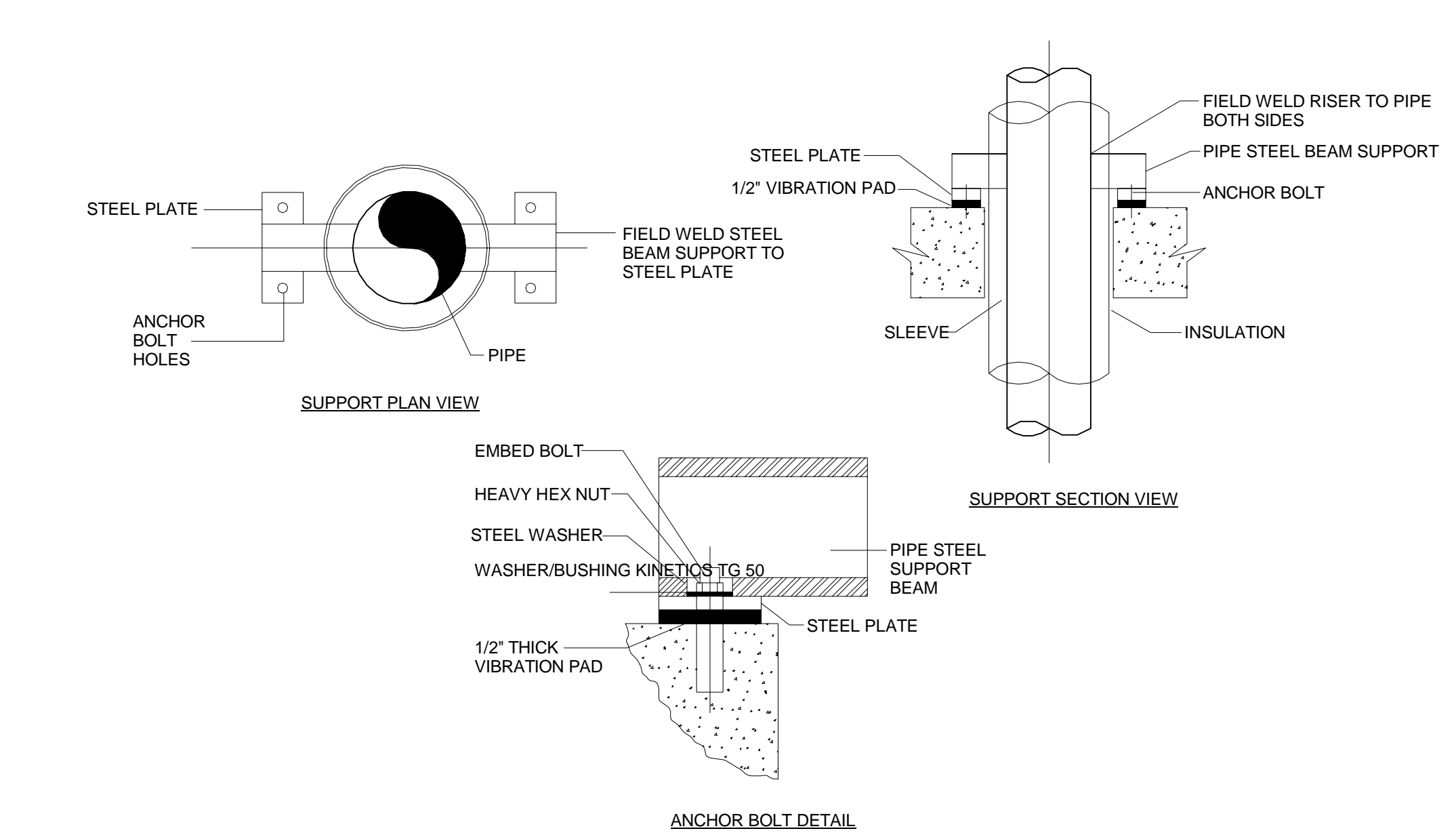
FLOOR	A. HEIGHT	WIDTH	LENGTH	CONCRETE STORAGE (GALLONS)	FIRE RESERVE STORAGE (GALLONS)	COMMENTS
94	14'-0"	20'-0"	18'-0"	5,500	23,900	2
67 MEZZ 1-1	8'-6"	20'-0"	20'-0"	4,000	11,500	1
67 MEZZ 1-2	8'-6"	18'-0"	20'-0"	4,000	11,500	1
45	10'-0"	20'-0"	21'-0"	11,500	23,900	2
27	12'-0"	24'-0"	18'-0"	12,800	23,900	2
11	17'-0"	22'-0"	32'-0"	10,500	66,900	2



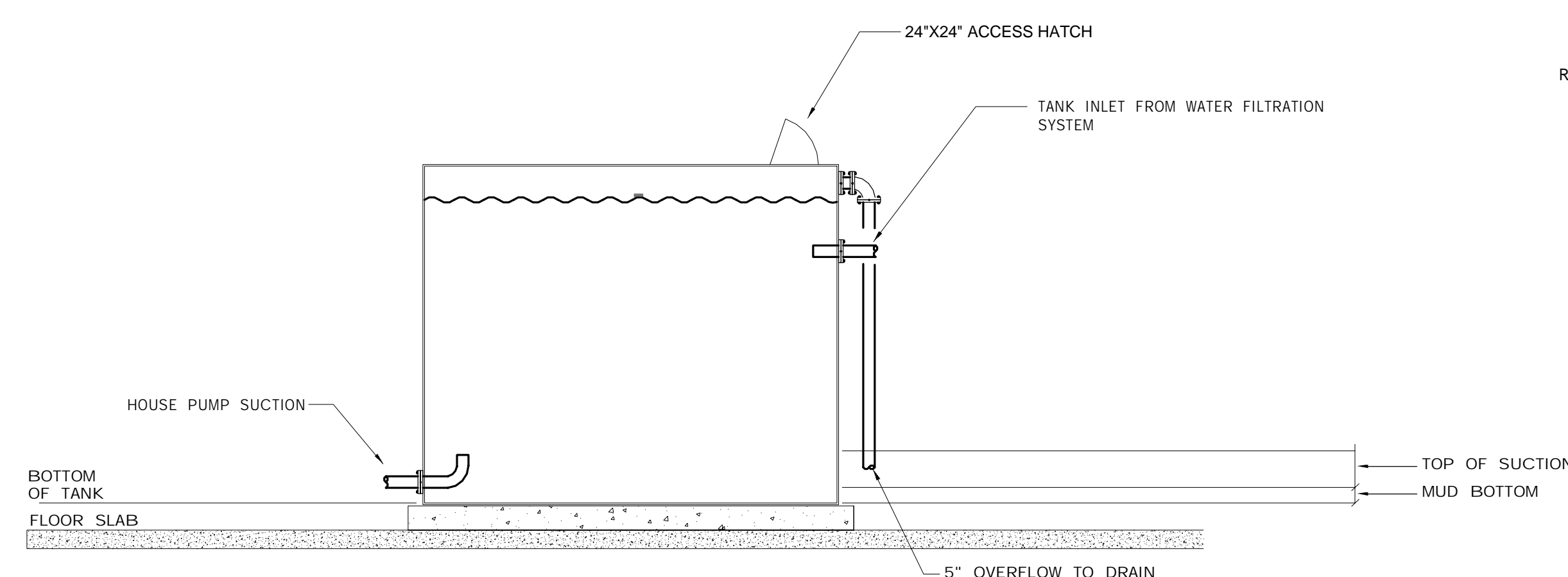
NOTES:

1. ADD 4" MANUAL BYPASS WITH GATE VALVE. PROVIDE ISOLATION VALVES FOR SOLENOID PILOT-OPERATED BALL VALVE.

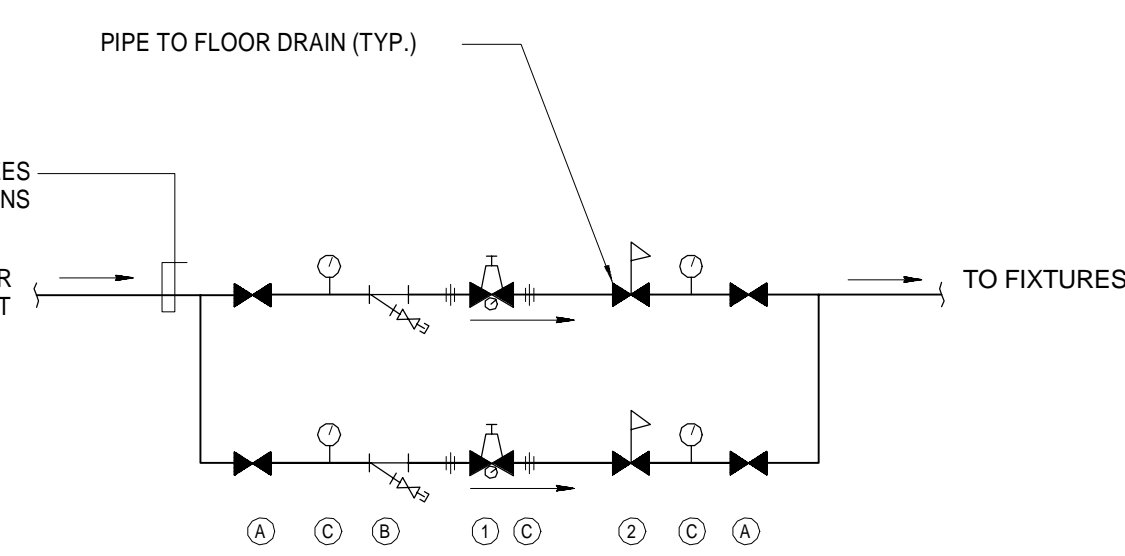
TANK SCHEDULE						
FLOOR	A. (HEIGHT)	WIDTH	LENGTH	DOMESTIC WATER STORAGE (GALLONS)	FIRE RESERVE STORAGE (GALLONS)	COMMENTS
92 E. 1	10' - 6"	15' - 0"	8' - 0"	-	7,500	1
92 E. 2	10' - 6"	11' - 0"	22' - 0"	-	16,000	2



16 COMBINED HOUSE TANK DETAILS
SCALE: N.T.S.



20 SUCTION TANK DETAIL
SCALE: N.T.S.

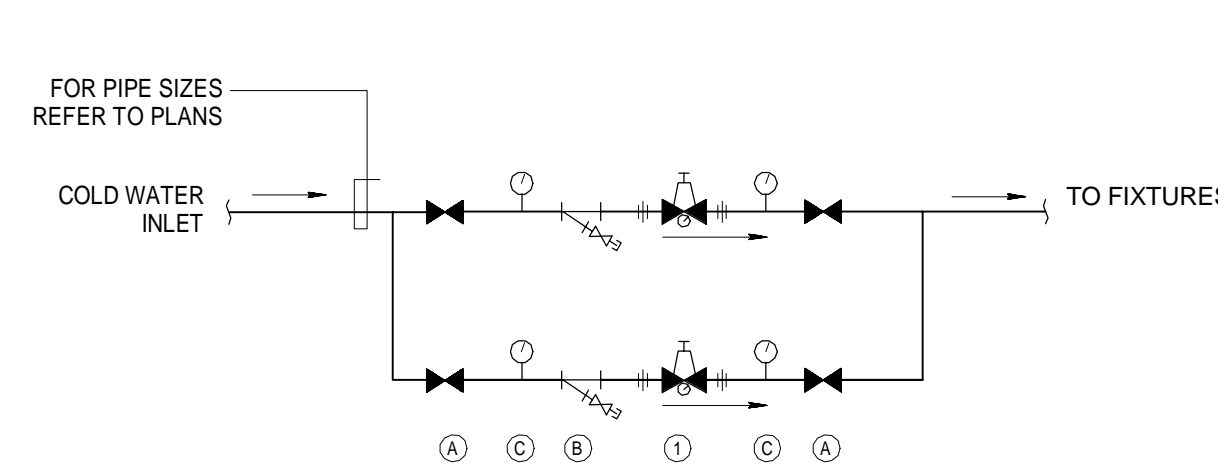


LEGEND

- PRESSURE REDUCING VALVE (PRV), CLA-VAL 90G-01A3KXHC5I
150# FLANGED, BRONZE BODY, SS TRIM, EPDM, 30-300 PSI
- EXCESS PRESSURE SAFETY VALVE (XPSV), CLA-VAL
50G-33KXHC5I 150# FLANGED, BRONZE BODY, BRONZE TRIM,
EPDM, 20-200 PSI
- ISOLATION VALVE, BRONZE BODY (FULL PORTED)
- Y STRAINER, 150# FLANGED SS BODY, PERF SS STRAINER
- PRESSURE GAUGE, 4" FACE, SS CASE, GLYCERIN FILL, 0-300 PS
RANGE

FLOOR LOCATION	ZONE #	PRV SIZE	GPM	INLET PSI	PRV SETPOINT	XPSV SETPOINT
46	R3-3	2 1/2"	135	135	96.5	110
67	R4-4	2 1/2"	105	183.5	97.5	112
67	R4-3	2 1/2"	105	183.5	146.7	160

21 MASTER PRV STATION - WITH
EXCESSIVE PRESSURE SAFETY VALVE (XPSV)
SCALE: N.T.S.

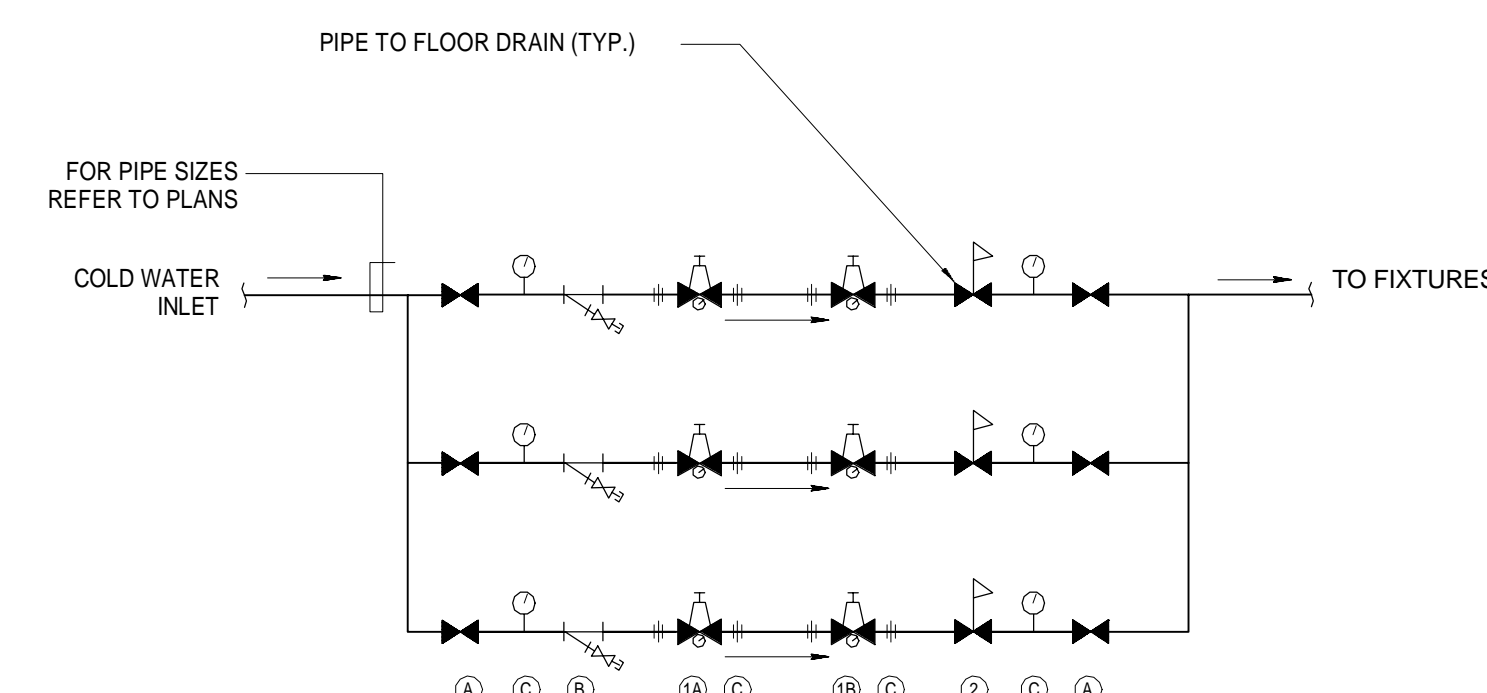


LEGEND

- PRESSURE REDUCING VALVE, CAL-VAL 90G-01ASKXHCSI 150#
FLANGED, BRONZE BODY, SS TRIM, EPDM, 30-300 PSI
- ISOLATION BALL VALVE, BRONZE BODY, FULL PORTED
- Y STRAINER, 800# FNPT, SS BODY, PERF SS STRAINER
- PRESSURE GAUGE, 4" SS GLYCERIN FILLED CASE 0-300 PSI

FLOOR LOCATION	ZONE #	PRV SIZE	GPM	INLET PSI	PRV 1 SETPOINT
7	A1-2	2 ½"	110	80	65
11	R1-2	3"	225	96.4	88.4
27	R2-2	3"	170	110.2	95.5
46	R3-2	2 ½"	95	135	124.1
67	R4-2	2"	75	183.5	171.3

22 MASTER PRV STATION - WITHOUT
EXCESSIVE PRESSURE SAFETY VALVE (XPSV)
SCALE: N.T.S.



- ① PRESSURE REDUCING VALVE, JRG No. 1318KXHC31 300 LB MNPT, BRONZE BODY, SS TRIM, EPDM, 28-65 PSI
- ② EXCESS PRESSURE SAFETY VALVE, CLA-VAL 50G-33KXHC31 300 LB FNPT, BRONZE BODY & TRIM, EPDM, 20-200 PSI
- ③ ISOLATION BALL VALVE, BRONZE BODY, FULL PORTED
- ④ Y STRAINER, 800# FNPT, SS BODY, PERF SS STRAINER
- ⑤ PRESSURE GAUGE, 4" SS GLYCERIN FILLED CASE 0-300 PSI

FLOOR LOCATION	ZONE #	PRV SIZE	GPM	INLET PSI	PRV 1A SETPOINT	PRV 1B SETPOINT	XPSV SETPOINT
27	R1-1	2 1/2"	180	110.2	70	35.2	50
46	R2-1	2 1/2"	180	135	70	35.2	50
67	R3-1	2 1/2"	120	183.5	75	42.5	50

23 MASTER PRV STATION - TWO STAGE REDUCTION
SCALE: N.T.S.

KEY PLAN: 	
PROJECT NORTH 	TRUE NORTH
DEVELOPER: EXTELL DEVELOPMENT COMPANY 805 THIRD AVENUE, 7TH FLOOR New York, NY 10022 USA TEL: 212 712 6000 FAX: 212 712 6100	
DESIGN ARCHITECT: Base Building Shell & Core ADRIAN SMITH + GORDON GILL ARCHITECTURE 111 WEST MONROE STREET SUITE 2300 CHICAGO IL 60603 TEL: 312 620 1888 FAX: 312 920 1775	
INTERIOR DESIGNER: Residential Rotter Architecture and Design Studio, PLLC 298 Fifth Ave, 7th Floor New York, NY 10001 TEL: 646 998 7000 FAX:	
ARCHITECT OF RECORD: Base Building Shell, Core, & Residential AAI ARCHITECTS, P.C. 401 Wellington St., 2nd Floor Toronto, ON M5V 1E7 Canada TEL: 416 967 1500 FAX: 416 967 7150	
STRUCTURAL ENGINEERS: WSP CANAR SENIUK 228 EAST 45th Street New York, NY 10017 USA TEL: 212 687 8888 FAX: 646 487 5501	
MEP ENGINEERS: AKF GROUP One Liberty Plaza, 165 Broadway, 22nd Floor New York, NY 10006 USA TEL: 212 354 5656 FAX: 212 354 5668	
GEOTECHNICAL ENGINEERS: Langan Engineering & Environmental Services 21 Penn Plaza - 380 West 31st Street, 8th Floor New York, NY 10001-2727 TEL: 212 479 5400 FAX: 212 479 5444	
CODE CONSULTANTS: Construction Consulting Associates 100 Church Street New York, NY 10007 TEL: 212 385 1818 FAX: 212 385 1911	
CURTAINWALL CONSULTANT: A.J.P. Consulting 40 Worth Street, Suite 626 New York, NY 10013 TEL: 212 757 5659 FAX: 646 219 8508	
LANDMARK/PRESERVATION CONSULTANT: Jan Hick Pokorny Associates, Inc. 39 West 37th Street, 12A New York, NY 10018 TEL: 212 759 6462 FAX: 212 759 6540	
No.	DATE
1 ISSUED FOR SCHEMATIC DESIGN	04 APRIL 2014
2 ISSUED FOR DESIGN DEVELOPMENT	01 JUL 2014
3 ISSUED FOR DESIGN DEVELOPMENT	31 JUL 2014
4 CD PROGRESS ISSUE 1	15 OCT 2014
5 ISSUED FOR BID - PLUMBING	15 OCT 2014
6 DOB SUBMISSION	19 DEC 2014
DOB SUBMISSION	
Discrepancies must be reported immediately to the Architect before proceeding. Only figured dimensions are to be used. Contractors must check all dimensions on site. This drawing is protected by copyright.	
ALL DIMENSIONS ARE SHOWN IN IMPERIAL.	
CONSULTANT: <div style="text-align: center;"> ONE LIBERTY PLAZA, 165 BROADWAY, 22ND FLOOR NEW YORK, NY 10006 T 212 354 5656 F 212 354 5668 <small>Architects Engineers Planners Interiors</small> </div>	
PROJECT: <div style="text-align: center;"> 217 WEST 57TH STREET NEW YORK, NY </div>	
DRAWING TITLE: <div style="text-align: center;"> PLUMBING DETAILS </div>	
SEAL & SIGNATURE: <div style="text-align: center;"> _____ Damian Titus </div>	DATE: 04/04/14 PROJECT NO: Y130747-000 DRAWN: JRD REV: 6 CHK: JRD SCALE: 1/8" = 1'-0" DWG NO: <div style="text-align: center;"> P-501.00 </div> DOB PAGE NO: 97 of 97
DOB EMPLOYEE STAMP:	
DOB B-SCAN:	
APPROVED Under Directive 2 of 1995 Date: 07/09/2015 NYC Development Hub	